



3rd Congress
of European ORL-HNS

June 7–11, 2015
Prague, Czech Republic



FINAL PROGRAMME



AUSPICES

The 3rd Congress of European ORL-HNS is being held under the auspices of



Miloš ZEMAN
President of the Czech Republic



Prezident České republiky
Miloš Zeman
uděluje
ZÁŠTITU

3rd European Congress of the Confederation
of the European ORL and Head & Neck Surgery
7. – 11. června 2015

v Praze dne 3. prosince 2013



3rd Congress of European ORL-HNS

June 7–11, 2015
Prague, Czech Republic



6th Czech-Slovak Congress of Otorhinolaryngology and Head and Neck Surgery
77th Congress of the Czech Society of Otorhinolaryngology and Head and Neck Surgery
62nd Congress of the Slovak Society of Otorhinolaryngology and Head and Neck Surgery



Invited Countries

Australia
Colombia
Kazakhstan
South Africa
Thailand
Vietnam





Content

Auspices	2
Invited Countries	4
Welcome Messages	6
Committees & Organizers	8
Faculty List	9
Congress Venue	13
Congress Secretariat	13
Scientific Secretariat	13
UEMS Credits Information	13
Scientific Programme	
• Sunday, June 7, 2015	14
• Monday, June 8, 2015	16
• Tuesday, June 9, 2015	52
• Wednesday, June 10, 2015	86
• 14 th Czech-German ENT Day	110
• Thursday, June 11, 2015	120
Posters	137
Guidelines for Presenters (Oral and Poster)	192
Registration	193
Board Meetings / Special Activities	194
General Information	194
Congress Venue Floor Plans	196
Prague (City Centre) Map	198
Accompanying Events	199
Industry Sponsored Symposia Programme	201
List of Exhibitors	203
Exhibition Plans	204
Supporters Profiles	205
Author Index – Oral Presentations	207
Author Index – Poster Presentations	212
Supporters	227



Welcome Messages



Dear Colleagues and Friends,

I am honoured to welcome you to the 3rd Congress of European ORL-HNS being held in Prague, the heart of Europe.

For the first time in history the European ORL-HNS Congress is being organized with the new confederation steadily uniting the forces of EUFOS representing all 46 European national ENT societies, the EAORL-HNS comprising of 15 European subspecialty societies and the UEMS ORL Section and Board, which is the specialist section of the UEMS.

The 3rd European ORL-HNS Congress is truly the most important international ORL-HNS event in 2015. This year we have participants from 101 countries and after very successful meetings, first in Barcelona in 2011 and then in Nice in 2013, the organizers approached the coordination of the event with the goal of maintaining excellent quality.

I have been most fortunate to be assisted by a dedicated group of colleagues who have put together a programme, which should be of considerable interest to those in all aspects of otolaryngology and head and neck surgery. During the long preparation period of the scientific programme not only the International Scientific Committee and the Scientific Advisory Board participated, but also subspecialty societies, therefore the programme covers a wide variety of topics of our beautiful and interesting field. We hope and anticipate that the selected presentations are going to be informative and stimulating. Before the main scientific programme we have prepared three pre-courses (Rhinology, Laryngology and Otology) including live cadaveric dissections.

Do not miss the opportunity to attend the Opening Ceremony directly at the congress venue on Sunday, June 7, 2015 at 18:00, which promises to be a definitely unforgettable social and cultural experience. We also have the honour to listen to the words of the President of the Czech Republic, Miloš Zeman, under whose auspices the congress is being held and the CEORL-HNS Awards of Excellence are going to be presented to the top representatives in our field. After that, the Opening Lecture, the Geniality and Deafness of Bedřich Smetana and a concert by the Hradec Králové Philharmonic Orchestra led by conductor Leoš Svárovský shall follow. We can listen to the famous and stunning Antonín Dvořák's New World Symphony and then enjoy the Welcome Cocktail party while watching the sunset over historical Prague.

The next four days include our well-prepared scientific programme consisting of 109 keynote lectures, 110 instructional courses and 120 round tables in 16 parallel sessions. For the first time in history there are 12 round tables organized in cooperation with the American Academy of Otolaryngology-Head and Neck Surgery. The programme also consists of almost 500 free papers and around 1000 posters. Furthermore, the latest news in the field is to be presented during the 8 industry sponsored symposia.

After all the lectures have been presented, I invite you to attend the Closing Ceremony on Thursday, June 11, 2015 at 13:15. The best posters are to be presented and last, but not least, the destination for the 5th CEORL-HNS Congress being held in 2019 is going to be announced.

We also invite you to explore the commercial exhibition, where 68 of the world's leading industry partners have confirmed to demonstrate their uniqueness.

You are cordially invited to attend the Gala Dinner, organized in the Neo-Renaissance Žofín Palace in the city centre on one of the Prague islands close to the National Theatre. There you have the opportunity to taste typical Czech cuisine and enjoy unlimited consumption of Czech and Moravian wine and beer. The Party Band and dulcimer music from Moravia are going to be playing throughout the entire evening.

Those of you, who may be missing fresh air, can attend the Run for Health organized at the Vyšehrad National Cultural Monument close to the congress venue. Even in the 21st century, Vyšehrad still retains an atmosphere of magic and mystery. It offers visitors one of the most beautiful urban panoramas of the meandering Vltava river running through the ravishing centre of Prague.

Prague, the capital of Czech Republic and the congress venue location, has a long-standing tradition of hospitality as one of the most beautiful world cities. You will definitely find Prague visitor friendly. Prague is a city with a uniquely preserved historical centre that is part of the UNESCO World Heritage List. Do not miss the opportunity to visit the Prague Castle. According to the Guinness Book of World Records, the Prague Castle is the largest coherent castle complex in the world, with an area of almost 70,000 m². Also take time to visit Loretto and St. Vitus Cathedral. From there walk down the streets of Lesser



Town to Charles Bridge and cross the Vltava river to get to Old Town, a maze of winding streets and old houses, churches, cosy cafes and pubs. You should also try to see the astronomical clock in the Old Town Square with its procession of apostles and display of deadly sins and characters reminding one of their mortality and insignificance. Perhaps matching quite well with the relativity of medical science.

We are quite certain that you will return home with valuable medical enrichment, new friends and unforgettable memories of your stay in the golden city of Prague.

Sincerely,

Jan Betka
Congress President



Dear Colleagues, Dear Friends,

It is a great pleasure and honour for me to welcome you to Prague for the 3rd Congress of the Confederation of European ORL-HNS (CEORL-HNS).

After Barcelona in 2011 and Nice in 2013, Prague will be our third meeting – but the first one with the new Confederation, officially registered, unifying the European Academy of ORL-HNS and EUFOS in one body, along with the UEMS ORL Section and Board.

Prague, this wonderful city, rich in history, culture and science, located in Central Europe, is a great symbol of this unification. The “three Jans” – Congress President Jan Betka along with his direct collaborators Jan Klozar and Jan Plzak – as well as their national colleagues, have worked tirelessly to make this congress a great success. They have been supported by an efficient international committee, in order to build a strong scientific programme. My thanks to everyone who has contributed!

On the occasion of this meeting, for the first time also, a one-year Fellowship sponsored by the CEORL-HNS will be awarded to a deserving young doctor at our society’s General Assembly.

Even though scientific information and exchange are the main purposes of our event, rest assured that cultural and social activities haven’t been neglected. There will be opportunities to meet with friends both old and new, and to experience Prague’s unique atmosphere.

Next to the colleagues who have collaborated in the programme, the participation of the medical industry – so important for making such a meeting possible – must also be recognized.

I am so happy that the Confederation is now on a good track, contributing to the development of a high-level European Oto-Rhino-Laryngology and Head & Neck Surgery.

I wish all of you a great congress,

Marc Remacle
President of the CEORL-HNS



Committees & Organizers

Congress Organizing Committee

Congress Executive Committee (CEC)

Congress President: Jan BETKA (Czech Republic)

Vice-President: Jan KLOZAR (Czech Republic)

General Secretary: Jan PLZAK (Czech Republic)

Local Organizing Committee (LOC)

Jaroslav BETKA (Czech Republic)

Jan BOUCEK (Czech Republic)

Zdenek CADÁ (Czech Republic)

Zdenek FIK (Czech Republic)

Martin CHOVANEC (Czech Republic)

Pavol JABLONICKY (Czech Republic)

Adam KESNER (Czech Republic)

Jan KLUH (Czech Republic)

Eva KOSLABOVA (Czech Republic)

Vit KRATOCHVIL (Czech Republic)

Martin KUCHAR (Czech Republic)

Petr LASTUVKA (Czech Republic)

Petr LUKES (Czech Republic)

Lubor MRZENA (Czech Republic)

Oliver PROFANT (Czech Republic)

Jiri SKRIVAN (Czech Republic)

Kristina STRAKOVA (Czech Republic)

Jaroslav SYBA (Czech Republic)

Michal ZABRODSKY (Czech Republic)

International Scientific Committee (ISC)

Manuel BERNAL-SPREKELSEN (Spain)

Jan BETKA (Czech Republic)

Reidar GRENMAN (Finland)

Karl HÖRMANN (Germany)

Jan KLOZAR (Czech Republic)

Ulrik PEDERSEN (Denmark)

Jan PLZAK (Czech Republic)

Milan PROFANT (Slovakia)

Marc REMACLE (Belgium)

Istvan SZIKLAI (Hungary)

Scientific Advisory Board (SAB)

Fazil APAYDIN (Turkey)

Jakub DRŠATA (Czech Republic)

Pavel DULGUEROV (Switzerland)

Rudolf HAGEN (Germany)

Sefik HOSAL (Turkey)

Martin KOMPIS (Switzerland)

Georges LAWSON (Belgium)

Piero NICOLAI (Italy)

Ferhan ÖZ (Turkey)

Nuri OZGIRGIN (Turkey)

Pietro PALMA (Italy)

Renato PIANTANIDA (Italy)

Cesare PIAZZA (Italy)

John RUSSELL (Ireland)

Jiri SKRIVAN (Czech Republic)

Franco TRABALZINI (Italy)

CEORL-HNS Presidential Council

President: Marc REMACLE (Belgium)

President-Elect: Manuel BERNAL-SPREKELSEN (Spain)

General Secretary: Piero NICOLAI (Italy)

General Secretary-Elect: Istvan SZIKLAI (Hungary)

Treasurer: Dominique CHEVALIER (France)

Treasurer-Elect: John OATES (UK)

Congress President 2015: Jan BETKA (Czech Republic)

Congress President 2017: Ferhan ÖZ (Turkey)

Member: Ulrik PEDERSEN (Denmark)

Czech ORL-HNS Society Committee

Jan BETKA

Viktor CHROBOK

Pavel KOMINEK

Rom KOSTRICA

Martin KRACIK

Josef KUNT

Mojmir LEJSKA

Richard LENERT

Tomas MORAVEC

Frantisek PLHON

Helena ROSICKA

Ivo SLAPAK

Jaroslav SLIPKA

Jitka VYDROVA

Slovak ORL-HNS Society Committee

Zuzana BALCOVA

Tibor BARTA

Pavel DOLEZAL

Edita HLAVACKOVA

Juraj KLACANSKY

Marian KOVAC

Milan PROFANT

Marian SICAK

Dagmar VOLMUTOVA

The following events are being organized during
the 3rd Congress of European ORL-HNS:

6th Czech-Slovak Congress of Otorhinolaryngology
and Head and Neck Surgery

77th Congress of the Czech Society of Otorhinolaryngology
and Head and Neck Surgery

62nd Congress of the Slovak Society of Otorhinolaryngology
and Head and Neck Surgery



Faculty List

(Last update on May 14, 2015)

- Leena-Maija **Aaltonen** (Finland)
Mustafa Kemal **Adali** (Turkey)
Silvia **Adzimová** (Slovakia)
Adrian **Agius** (Malta)
Yuri **Agrawal** (United States)
Navid **Ahmady Roozbahany** (Iran)
Soon-Hyun **Ahn** (Republic of Korea)
Ali **Al-Hussaini** (United Kingdom)
Mohannad **Al-Qudah** (Jordan)
Jasminka **Alagić-Smeilbegović** (Bosnia and Herzegovina)
Klaus **Albegger** (Austria)
David **Albert** (United Kingdom)
Silviu **Albu** (Romania)
Christopher **Aldren** (United Kingdom)
Isam **Alobid** (Spain)
Antoinette **am Zehnhoff-Dinnesen** (Germany)
Mohssen **Ansarin** (Italy)
Fazil **Apaydin** (Turkey)
Ana Martinez **Arellano** (Spain)
Christoph **Arens** (Germany)
Antje **Aschendorff** (Germany)
Jaromir **Astl** (Czech Republic)
Gregor **Bachmann-Harildstad** (Norway)
Yassin S. **Bahgat** (Egypt)
Martin **Bailey** (United Kingdom)
Vigen **Bakhshinyan** (Russian Federation)
Jacek **Banaszewski** (Poland)
Maurizio **Barbara** (Italy)
Martyrn **Barnes** (United Kingdom)
Ezequiel **Barros** (Portugal)
Ricardo **Barroso Ribeiro** (Portugal)
Marc **Bassim** (Lebanon)
Paolo **Battaglia** (Italy)
Tomislav **Baudoin** (Croatia)
Wolf Dieter **Baumgartner** (Austria)
Hormoz **Baziari Delavar** (Iran)
Robert **Behr** (Germany)
Luisa Maria **Bellussi** (Italy)
Marco **Benazzo** (Italy)
Manuel **Bernal-Sprekelsen** (Spain)
Daniele **Bernardeschi** (France)
Jan **Betka** (Czech Republic)
Nikhil **Bhatt** (United States)
Brian **Bingham** (United Kingdom)
Andrea **Bizzoni** (Italy)
Marc **Blumen** (France)
Andrea **Bolzoni-Villaret** (Italy)
Oleg **Borysenko** (Ukraine)
Jan **Bouček** (Czech Republic)
Patrick **Bradley** (United Kingdom)
Sven **Brandau** (Germany)
Eduardo **Breda** (Portugal)
Iain **Bruce** (United Kingdom)
Markus **Brunner** (Austria)
Roberto **Bruschini** (Italy)
Martin **Burian** (Austria)
Nicolas **Busaba** (United States)
Zdeněk **Čada** (Czech Republic)
Özcan **Çakmak** (Turkey)
Guillermo **Campos** (Colombia)
Maria **Caria** (Portugal)
Paolo **Castelnuovo** (Italy)
Alejandro **Castro** (Spain)
Marco **Caversaccio** (Switzerland)
Per **Cayé-Thomasen** (Denmark)
Onur **Çelik** (Turkey)
Carlos **Cenjor** (Spain)
Claudio **Cernea** (Brazil)
Frederic **Chabolle** (France)
Jimmy Yu Wai **Chan** (Hong Kong)
Pankaj **Chaturvedi** (India)
Elena **Chekaldina** (Russian Federation)
Douglas **Chepeha** (Canada)
Magdalena **Chirilă** (Romania)
Vishal **Choksi** (India)
Martin **Chovanc** (Czech Republic)
Velda Ling Yu **Chow** (Hong Kong)
Viktor **Chrobok** (Czech Republic)
King **Chung** (United States)
Dan **Cobzeanu** (Romania)
Giacomo **Colletti** (Italy)
Peter **Conboy** (United Kingdom)
Jannis **Constantinidis** (Greece)
Vincent **Cousins** (Australia)
Miguel Bebiano **Coutinho** (Portugal)
Sebastian **Cozma** (Romania)
Tina **Dalianis** (Sweden)
Giovanni **Danesi** (Italy)
Vasileios **Danielides** (Greece)
René **Dauman** (France)
Mriganka **De** (United Kingdom)
Remco **de Bree** (The Netherlands)
Felix **de Jong** (Belgium)
Maria **de la Mota** (Spain)
Francesca **Debernardi** (Italy)
Monique **Decat** (Belgium)
Rogerio **Dedivitis** (Brazil)
Alberto **Deganello** (Italy)
Philippe **Dejonckere** (Belgium)
Francesca **del Bon** (Italy)
Antonio **della Volpe** (Italy)
Françoise **Denoyelle** (France)
Ravindra Padmakar **Deo** (India)
Gauthier **Desuter** (Belgium)
Renata **Di Francesco** (Brazil)
Andreas **Dietz** (Germany)
Frederik G. **Dijkers** (The Netherlands)
Dragoslava **Djeric** (Serbia)
Vojko **Djukic** (Serbia)
Catherine **Doherty** (United Kingdom)
Pavel **Doležal** (Slovakia)
Jakub **Dršata** (Czech Republic)
Pavel **Dulgucrov** (Switzerland)
Mihai **Dumitru** (Romania)
Alwyn **D'Souza** (United Kingdom)
Joerg **Ebmeyer** (Germany)
Hans E. **Eckel** (Austria)
Camilla **Ekwall** (Sweden)
Hossameldin **Elbosraty** (Egypt)
Philippe **Eloy** (Belgium)
Susan **Emmett** (United States)
Necati **Enver** (Turkey)
Adrien **Eshraghi** (United States)
Francisco **Esteban Ortega** (Spain)
Mererid **Evans** (United Kingdom)
Ephraim **Eviatar** (Israel)
Guido **Fadda** (Italy)
Fahmy Fayez **Fahmy** (United Kingdom)
Hana **Faitlova** (Czech Republic)
Nicolas **Fakhry** (France)
Daniele **Farneti** (Italy)



Giovanni **Felisati** (Italy)
 Silvano **Ferrari** (Italy)
 Roberto **Filipo** (Italy)
 Dan **Fliss** (Israel)
 Wytse **Fokkens** (The Netherlands)
 Bernard **Fraysse** (France)
 Birger **Freier** (Germany)
 Filipe **Freire** (Portugal)
 Gene **Fridman** (United States)
 Hugo **Galera Ruiz** (Spain)
 George **Garas** (United Kingdom)
 Jose Ramón **García-Berrocal** (Spain)
 Holger G. **Gassner** (Germany)
 Javier **Gavilán** (Spain)
 Haim **Gavriel** (Israel)
 Matteo **Gelardi** (Italy)
 Ahmed **Gencid** (Finland)
 Christos **Georgalas** (The Netherlands)
 Nicolas **Gerber** (Switzerland)
 Evangelos **Giotakis** (Germany)
 Antoine **Giovanni** (France)
 Michael **Gleeson** (United Kingdom)
 Andreas **Glowania** (Austria)
 Christian **Godballe** (Denmark)
 Paweł **Golusinski** (Poland)
 Wojciech **Golusiński** (Poland)
 Kees **Graamans** (The Netherlands)
 Stacey **Gray** (United States)
 Marko Velimir **Grgić** (Croatia)
 Wilko **Grolman** (The Netherlands)
 Markus **Gugatschka** (Austria)
 Nils **Guinand** (Switzerland)
 Jean Philippe **Guyot** (Switzerland)
 Stephan **Hacrlé** (Switzerland)
 Rudolf **Hagen** (Germany)
 Aleš **Hahn** (Czech Republic)
 Haula **Haider** (Portugal)
 Ossama **Hamid** (Egypt)
 Kumud Kumar **Handa** (India)
 Ehab Y. **Hanna** (United States)
 Anastasios **Hantzakos** (United Arab Emirates)
 Alejandro **Harguindey** (Spain)
 Karen **Harrison-Phipps** (United Kingdom)
 Kate **Heathcote** (United Kingdom)
 John-Helge **Heimdal** (Norway)
 Frigyes **Helfferich** (Hungary)
 Joseph **Helman** (United States)
 Philippe **Herman** (France)
 Anabella **Hernandez** (Spain)
 Jesús **Herranz** (Spain)
 Islam **Herzallah** (Egypt & Saudi Arabia)
 Rafael **Hijano** (Spain)
 Tanja **Hildenbrand** (Germany)
 Ibrahim **Hizalan** (Turkey)
 Irena **Hocevar-Boltezar** (Slovenia)
 Michael **Hoffer** (United States)
 Thomas **Hoffmann** (Germany)
 Rutger **Hofman** (The Netherlands)
 Myrthe **Hol** (The Netherlands)
 Vijayendra **Honnurappa** (India)
 Karl **Hörmann** (Germany)
 Sefik **Hosal** (Turkey)
 Tim **Hullar** (United States)
 Malou **Hultcrantz** (Sweden)
 Thomas **Hummel** (Germany)
 Karl Bernd **Hüttenbrink** (Germany)
 Maija **Hytönen** (Finland)

Ahmet Ömer **İkiz** (Turkey)
 Armagan **Incesulu** (Turkey)
 Heikki **Irjala** (Finland)
 Heinrich **Iro** (Germany)
 Dushyant **Jaiswal** (India)
 Peter **Jecker** (Germany)
 Jaroslav **Jeřábek** (Czech Republic)
 Mark **Jorissen** (Belgium)
 Amit **Joshi** (India)
 Rajko **Jovic** (Serbia)
 Shashikant L. **Juvekar** (India)
 Ashutosh **Kacker** (United States)
 Cigdem **Kalaycik-Ertugay** (Turkey)
 Digna **Kamalski** (The Netherlands)
 Shin-ichi **Kanemaru** (Japan)
 Murat **Karaman** (Turkey)
 Petros **Karkos** (Greece)
 Sergei **Karpischenko** (Russian Federation)
 Oliver **Kaschke** (Germany)
 Jan **Kastner** (Czech Republic)
 Gábor **Katona** (Hungary)
 Michael **Katotomichelakis** (Greece)
 Tilman **Keck** (Austria)
 Annerose **Keilmann** (Germany)
 Thomas **Keintzel** (Austria)
 Paul **Kileny** (United States)
 Kwang Hyun **Kim** (Republic of Korea)
 Mete **Kiroglu** (Turkey)
 József Géza **Kiss** (Hungary)
 Juraj **Klačanský** (Slovakia)
 Richard **Kloos** (United States)
 Jan **Klozar** (Czech Republic)
 Jan **Kluh** (Czech Republic)
 Jens Peter **Klussmann** (Germany)
 Rainald **Knecht** (Germany)
 Vladan **Knezevic** (Montenegro)
 Ismail **Kocak** (Turkey)
 Pavel **Komínek** (Czech Republic)
 Martin **Kompis** (Switzerland)
 Iordanis **Konstantinidis** (Greece)
 Hakan **Korkmaz** (Turkey)
 Rom **Kostřica** (Czech Republic)
 Bhik **Kotecha** (United Kingdom)
 Luiz Paulo **Kowalski** (Brazil)
 Michal **Krawczynski** (Poland)
 Yosef P. **Krespi** (United States)
 Suren **Krishnan** (Australia)
 Antoni **Krzeski** (Poland)
 Dirk **Kunst** (The Netherlands)
 Michael **Kuo** (United Kingdom)
 Aude **Lagier** (France)
 Christina **Lampe** (Germany)
 Basile **Landis** (Switzerland)
 Stephan **Lang** (Germany)
 Dmitri **Lapotko** (United States)
 Francisco **Larrosa** (Spain)
 Akeem **Lasisi** (Nigeria)
 Luis **Lassaletta** (Spain)
 Roland **Laszig** (Germany)
 Lorenzo **Lauda** (Italy)
 Adrienne **Laury** (United States)
 Georges **Lawson** (Belgium)
 Goetz **Lehnerdt** (Germany)
 Eugenijus **Lesinskas** (Lithuania)
 Małgorzata **Leszczyńska** (Poland)
 José **Letort** (Ecuador)
 Salvatore **Lettieri** (United States)



Andreas **Leunig** (Germany)
Richard **Lewis** (United States)
Adem **Limani** (Kosovo)
Per-Ake **Lindestad** (Sweden)
João **Lino** (Portugal)
Davide **Locatelli** (Italy)
Davide **Lombardi** (Italy)
Andrey **Lopatin** (Russian Federation)
Kai Johannes **Lorenz** (Germany)
Robert **Lorenz** (United States)
Balazs B. **Lörincz** (Germany)
Petr **Lukeš** (Czech Republic)
Eva **Lukešová** (Czech Republic)
Valerie **Lund** (United Kingdom)
William **Lydiatt** (United States)
Alberto **Macchi** (Italy)
Michaela **Máchalová** (Czech Republic)
Paul **MacNeilage** (Germany)
Martin **Magner** (Czech Republic)
Hans **Mahieu** (The Netherlands)
Antti **Mäkitie** (Finland)
Kalyani **Mandke** (India)
Claudiu **Manea** (Romania)
Mehmet **Manisali** (United Kingdom)
Manuel **Manrique** (Spain)
Nikolaos **Marangos** (Greece)
Francis **Marchal** (Switzerland)
Jean-Paul **Marie** (France)
Franklin **Marino-Sanchez** (Spain)
Elin **Marsk** (Sweden)
Chiara **Martone** (Italy)
Nayla **Matar** (Lebanon)
Petr **Matoušek** (Czech Republic)
Joachim T. **Maurer** (Germany)
Birgit **Mazurek** (Germany)
Brian **McKinnon** (United States)
Cem **Meço** (Turkey)
Hisham **Mehanna** (United Kingdom)
Mikhail **Melnikov** (Russian Federation)
Dirk Jan **Menger** (The Netherlands)
Dan **Merfeld** (United States)
Anthony **Mikulec** (United States)
Jovica **Milovanović** (Serbia)
Robert **Mlynski** (Germany)
Nikolaus **Möckelmann** (Germany)
David **Moffat** (United Kingdom)
David **Molter** (United States)
Eurico **Monteiro** (Portugal)
Constantino **Morera** (Spain)
Paolo **Morselli** (Italy)
Badr Eldin **Mostafa** (Egypt)
Georghe **Muhlfay** (Romania)
Andreas **Müller** (Germany)
Charles **Myer III** (United States)
Eugene **Myers** (United States)
Deepa **Nair** (India)
Semiramis **Nasri** (Iran)
Simona **Negoias** (Switzerland)
Katrín **Neumann** (Germany)
Christiane **Neuschaefler-Rube** (Germany)
Jose Carlos **Neves** (Portugal)
Siu Kwan **Ng** (Hong Kong)
Piero **Nicolai** (Italy)
Richard **Nicollas** (France)
Kazimierz **Niemczyk** (Poland)
Angelos **Nikolaou** (Greece)
Reza **Nouraci** (United Kingdom)

John **Oates** (United Kingdom)
Antonio **Occhini** (Italy)
Erwin **Offeciens** (Belgium)
Enyinnaya **Ofo** (United Kingdom)
Haldun **Oguz** (Turkey)
Levent **Olgun** (Turkey)
Sarah **Osborne** (United Kingdom)
Ekaterina **Osipenko** (Russian Federation)
Ali **Özdek** (Turkey)
Nuri **Özgirgin** (Turkey)
Levent **Ozluoglu** (Turkey)
Gerry **O'Donoghue** (United Kingdom)
Alberto **Paderno** (Italy)
Pietro **Palma** (Italy)
Pablo **Parente** (Spain)
Ernesto **Pasquini** (Italy)
Desiderio **Passali** (Italy)
Giulio Cesare **Passali** (Italy)
Zara **Patel** (United States)
Vaclav **Pavelec** (Czech Republic)
Ulrik **Pedersen** (Denmark)
Ronald **Pennings** (The Netherlands)
Graciela **Pepe** (Argentina)
Giorgio **Peretti** (Italy)
Nicolas **Perez** (Spain)
Ronen **Perez** (Israel)
Russell **Perkins** (United Kingdom)
Cesare **Piazza** (Italy)
Ottavio **Piccin** (Italy)
Enrico **Piccirillo** (Italy)
Flavio **Pieri** (Italy)
Joao **Pimentel** (Portugal)
Ana Nóbrega **Pinto** (Portugal)
Valentina **Pinto** (Italy)
Lisa **Pitkin** (United Kingdom)
Guillermo **Plaza** (Spain)
Stefan **Plontke** (Germany)
Jan **Plzák** (Czech Republic)
Jens **Ponikau** (United States)
Didier **Portmann** (France)
Claus **Pototschnig** (Austria)
Paul **Pracy** (United Kingdom)
Sampath Chandra **Prasad** (India)
Livio **Presutti** (Italy)
Milan **Profant** (Slovakia)
Oliver **Profant** (Czech Republic)
Emmanuel **Prokopakis** (Greece)
Roman **Prymula** (Czech Republic)
Georgios **Psychogios** (Germany)
Roberto **Puxeddu** (Italy)
Miquel **Quer** (Spain)
Luminita **Radulescu** (Romania)
Hassan **Ramadan** (United States)
Angel **Ramos Macias** (Spain)
Christopher **Rassekh** (United States)
Janez **Rebol** (Slovenia)
Marc **Remacle** (Belgium)
Andrea **Ricci-Maccarini** (Italy)
Herbert **Riechelmann** (Austria)
Blanka **Říhová** (Czech Republic)
László **Rovo** (Hungary)
Ajnacska **Rozsasi** (Austria)
Yury **Rusetsky** (Russian Federation)
Clarice **Saba** (Brazil)
Alain **Sabri** (United Arab Emirates)
Hesham **Saleh** (United Kingdom)
Suela **Sallavaci** (Albania)



Richard **Salzman** (Czech Republic)
 Anshul **Sama** (United Kingdom)
 Guri **Sandhu** (United Kingdom)
 Mario **Sanna** (Italy)
 Codrut **Sarafolceanu** (Romania)
 James **Saunders** (United States)
 Antonio **Schindler** (Italy)
 Josef **Schlömicher-Thier** (Austria)
 Thomas **Schmidt** (Chile)
 Berit **Schneider-Stickler** (Austria)
 Margit **Schraders** (The Netherlands)
 Stefanie **Schröder** (Germany)
 Konrad **Schwager** (Germany)
 Merry **Sebelik** (United States)
 Samuel H. **Selesnick** (United States)
 Stefano **Sellari Franceschini** (Italy)
 Ricardo **Serrano** (Argentina)
 Jatin **Shah** (United States)
 Ashok **Shaha** (United States)
 Munish **Shandilya** (Ireland)
 Ayatallah **Sheikhany** (Egypt)
 Eleonora **Sica** (Italy)
 Marián **Sičák** (Slovakia)
 Jean-Yves **Sichel** (Israel)
 Ricard **Simo** (United Kingdom)
 J. Alexander **Sistiaga Suárez** (Spain)
 Elizabeth **Sjogren** (The Netherlands)
 Henryk **Skarzynski** (Poland)
 Piotr H. **Skarzynski** (Poland)
 Jiří **Skřivan** (Czech Republic)
 Stefan **Skrtic** (Sweden)
 Ivo **Šlapák** (Czech Republic)
 Katarína **Smatanová** (Czech Republic)
 Karel **Smetana** (Czech Republic)
 Aimee **So** (Philippines)
 Jin-Ho **Sohn** (Republic of Korea)
 Davide **Soloperto** (Italy)
 Thomas **Somers** (Belgium)
 Ulrich **Sommer** (Germany)
 Sanjai **Sood** (United Kingdom)
 Joseph **Sopko** (Switzerland)
 António **Sousa Vieira** (Portugal)
 Levent **Soylu** (Turkey)
 Giuseppe **Spriano** (Italy)
 Georg Mathias **Sprinzl** (Austria)
 Milan **Stankovic** (Serbia)
 Ivo **Stárek** (Czech Republic)
 Birgit **Stark** (Sweden)
 Olivier **Sterkers** (France)
 Michael **Stewart** (United States)
 Anna **Stjernquist-Desatnik** (Sweden)
 Sandro **Stoekli** (Switzerland)
 Pavel **Štrympl** (Czech Republic)
 Holger **Sudhoff** (Germany)
 James Y. **Suen** (United States)
 Girija **Sundar** (United States)
 Pavol **Šurda** (United Kingdom)
 Maria **Surna** (United States)
 Jan G. **Švec** (Czech Republic)
 Andrew **Swift** (United Kingdom)
 Josef **Syka** (Czech Republic)
 Agnieszka **Szczeppek** (Germany)
 Istvan **Sziklai** (Hungary)
 Witold **Szyfter** (Poland)
 Kyung **Tae** (Republic of Korea)
 Rinze **Tange** (The Netherlands)
 Muaz **Tarabichi** (United Arab Emirates)

Abel-Jan **Tasman** (Switzerland)
 Peter **Tass** (Germany)
 George **Tavartkiladze** (Russian Federation)
 Miroslav **Tedla** (Slovakia)
 Alok **Thakar** (India)
 Eichhorn **Thomas** (Germany)
 James **Thomas** (United States)
 Dietmar **Thurnher** (Austria)
 Abbad **Toma** (United Kingdom)
 Peter Valentin **Tomazic** (Austria)
 Stephen C. **Toynton** (New Zealand)
 Franco **Trabalzini** (Italy)
 Patrice **Tran Ba Huy** (France)
 Artunc Kaan **Turanoglu** (Turkey)
 Mario **Turri-Zanoni** (Italy)
 Jimmy **Uddin** (United Kingdom)
 Virgilijus **Uloza** (Lithuania)
 Tuncay **Ulug** (Turkey)
 Cem **Uzun** (Turkey)
 Erwin **van Wijk** (The Netherlands)
 Vincent **Vander Poorten** (Belgium)
 Alessandro **Varini** (Italy)
 Nicolas **Verhaert** (Belgium)
 Thomas **Verse** (Germany)
 Dilyana **Vicheva** (Bulgaria)
 Isabel **Vilaseca** (Spain)
 Christophe **Vincent** (France)
 Robert **Vincent** (France)
 Petr **Vlček** (Czech Republic)
 Jan **Vodička** (Czech Republic)
 Klaus **Vogt** (Germany)
 Jan **Vokurka** (Sweden)
 Gerd Fabian **Volk** (Germany)
 Mark **Volk** (United States)
 Stefan **Volkenstein** (Germany)
 Luca **Volpi** (Italy)
 Christian **von Buchwald** (Denmark)
 Milan **Vukasinovic** (Serbia)
 Jitka **Vydrová** (Czech Republic)
 Leif Erik **Walther** (Germany)
 John **Watkinson** (United Kingdom)
 Rainer **Weber** (Germany)
 Gregory **Weinstein** (United States)
 Hans-Joachim **Welkoborsky** (Germany)
 Jürgen **Wendler** (Germany)
 Jochen **Werner** (Germany)
 Theresa L. **Whiteside** (United States)
 Małgorzata **Wierzbicka** (Poland)
 Dominik **Wild** (Austria)
 Sarah **Wise** (United States)
 Bozena **Wiskirska-Woznica** (Poland)
 Max **Witjes** (The Netherlands)
 Robert **Witt** (United States)
 Virginie **Woisard** (France)
 Michael **Wolf** (Israel)
 Tim **Woolford** (United Kingdom)
 Rui **Xavier** (Portugal)
 Taner **Yilmaz** (Turkey)
 Kate **Young** (United Kingdom)
 Matthew **Yung** (United Kingdom)
 Michal **Zábrodský** (Czech Republic)
 Mark **Zafereo** (United States)
 Thomas **Zahnert** (Germany)
 Karol **Zeleník** (Czech Republic)
 Johannes **Zenk** (Germany)
 Eduard **Zvěřina** (Czech Republic)



Congress Venue

Prague Congress Centre



The 3rd Congress of European ORL-HNS is being held at the Prague Congress Centre (PCC) which is one of Prague's modern architectural landmarks and the largest convention and culture centre in the Czech Republic. The location is very practical since it's easily accessible from the city centre by underground (subway) and motorway (highway). The PCC is connected to the metro station and offers extensive parking facilities.

Prague Congress Centre (PCC)

5. května 65
140 21 Prague 4, Czech Republic
Phone: +420 261 171 111
www.kcp.cz

Congress Secretariat

GUARANT International

Na Pankráci 17
140 21 Prague 4, Czech Republic
Phone: +420 284 001 444
Fax: +420 284 001 448
General Enquiries: orl-hns2015@guarant.cz



Scientific Secretariat

Department of Otorhinolaryngology,
Head and Neck Surgery
First Faculty of Medicine, Charles University in Prague
and University Hospital Motol
V Úvalu 84
150 06 Prague 5, Czech Republic
E-mail: scientific_orl-hns2015@guarant.cz

UEMS Credits Information



The 3rd Congress of European ORL-HNS is accredited by the European Accreditation Council for Continuing Medical Education (EACCME) to provide the following CME activity for medical specialists. The EACCME is an institution of the European Union of Medical Specialists (UEMS), www.uems.net.

The 3rd Congress of European ORL-HNS is designated for a maximum of 24 hours of European external CME credits.

Through an agreement between the European Union of Medical Specialists and the American Medical Association, physicians may convert EACCME credits to an equivalent number of AMA PRA Category 1 Credits™. Information on the process to convert EACCME credit to AMA credit can be found at www.ama-assn.org/go/internationalcme.

Live educational activities, occurring outside of Canada, recognized by the UEMS-EACCME for ECMEC credits are deemed to be Accredited Group Learning Activities (Section 1) as defined by the Maintenance of Certification Program of The Royal College of Physicians and Surgeons of Canada.





Sunday, June 7, 2015

(Last update on May 14, 2015)

Time	Congress Hall	Meeting Hall I
12:00–13:30		PRE-COURSE LARYNGOLOGY
13:30–14:00		COFFEE BREAK
14:00–15:30		PRE-COURSE RHINOLOGY
15:30–16:00		COFFEE BREAK
16:00–17:30		PRE-COURSE OTOLOGY
17:30–18:00		BREAK
18:00–20:00	OPENING CEREMONY	
20:00–21:00	WELCOME COCKTAIL	

Meeting Hall I

Pre-Course 1: LARYNGOLOGY

Time: 12:00–13:30

Directors: Marc Remacle, Gauthier Desuter

Description: Live cadaveric dissection course showing different types of thyroplasties (I-IV) and injection laryngoplasty.

Coffee Break

Time: 13:30–14:00

Pre-Course 2: RHINOLOGY

Time: 14:00–15:30

Directors: Paolo Castelnuovo, Paolo Battaglia

Description: Live cadaveric dissection course showing FESS (pansinus surgery and approaches to pterygopalatine fossa).

Coffee Break

Time: 15:30–16:00

Pre-Course 3: OTOLOGY


Time: 16:00–17:30

Director: Karl-Bernd Hüttenbrink

Description: Live cadaveric dissection course beginning with a mastoidectomy, showing the principles of correct bone work for efficient exposure. Different approaches for cholesteatoma eradication shall follow, starting with enaural procedures and ending with a radical cavity with obliteration. Some ossicular reconstruction techniques shall also be demonstrated.

Break

Time: 17:30–18:00



Congress Hall

Opening Ceremony

Time: 18:00–20:00

Programme: Opening Speeches
2 Special Guests

Medal of Merit

Jan Betka

Geniality and Deafness of Bedřich Smetana

The presentation includes live music samples performed by the Philharmonic Orchestra.



Antonín Dvořák

Antonín Dvořák

Symphony No. 9 “From the New World”

Adagio – Allegro molto

Largo

Molto vivace

Allegro con fuoco

Welcome Cocktail

Time: 20:00–21:00



Monday, June 8, 2015




Sunday, June 7, 2015

Monday, June 8, 2015

Tuesday, June 9, 2015

Wednesday, June 10, 2015

Thursday, June 11, 2015

Time	Meeting Hall I	Panorama Hall	Small Hall	Forum Hall	Meeting Hall IV	Meeting Hall V	North Hall	Club A
	HN	OTO	RHINO	RHINO/HN/ PED/OTO	HN/LAR/PED	OTO	PHON/MISC/ OTO	HN/OTO
08:00–08:45	IC IC-001 de Bree Sentinel Node Biopsy	IC-002 Danesi Comprehensive Management of Petrous Apex Lesions: The Role of Combined Approaches	IC-003 Hildenbrand Endoscopic Approaches to the Sphenoid Sinus	IC-004 Castelnuovo Inverted Papilloma	IC-005 Vilaseca Transoral Laser Microsurgery (TLM) for Advanced Tumours of the Larynx	IC-006 Sterkers Management of Large Vestibular Schwannomas	IC-007 Haider How to Prevent Presbycusis?	IC-008 Marchal Submandibular Approach and Glandular Resection: From Classical Surgery to Robotic Surgery
08:45–09:00	BREAK	BREAK	BREAK	BREAK	BREAK	BREAK	BREAK	BREAK
09:00–10:30	RT RT-001 Zaferco Non-Squamous Cell Tumors of the Head and Neck 	RT-002 Sanna The Gruppo Otológico Skull Base Session	RT-003 Busaba Advances in the Pathogenesis and Surgery for Chronic Rhin sinusitis: Evidence Based Review 	FP-001 HN	RT-004 Remacle & Weinstein Transoral Surgery: From TLM to TORS	RT-005 Selesnick A Reassessment of Treatment Options for Vestibular Schwannomas in 2015	RT-006 Tavartkiladze Recent Achievements and Future Developments in ORL (IAO-HNS Session)	RT-007 Dulgucrov Pleomorphic Adenoma
10:30–11:00	COFFEE BREAK	COFFEE BREAK	COFFEE BREAK	COFFEE BREAK	COFFEE BREAK	COFFEE BREAK	COFFEE BREAK	COFFEE BREAK
11:00–11:30	KL KL-001 Kowalski Current Management of the Neck in Oral Cancer	KL-002 Cousins The Role of Surgery in Managing Facial Palsy	KL-003 Herzallah Anatomical Landmarks in Prevention of Endoscopic Sinus Surgery Complications	KL-004 Albert Nasal Obstruction in the Newborn	KL-005 Řřhová Immune System as a Vital Partner in Cancer Treatment	KL-006 Cayé-Thomassen Vestibular Schwannomas – Why Do They Occur and Which Genes Are Turned on for Growth?	KL-007 Mazurek & Szczepek Tinnitus and Stress	KL-008 Iro Diagnosis and Treatment of Parotid Gland Tumors
11:30–13:00	RT RT-016 Handa & Choksi Recent Advances in Management of Oral Cancers (Indian Session)	RT-017 Saunders Challenges and Strategies of Building Programs for Ear and Hearing Care in Underserved Regions 	RT-018 Castelnuovo Orbital Tumors	FP-002 RHINO	RT-019 Portmann Tympanoplasty in Children	RT-020 Ramos Macias Bimodal and Binaural Stimulation (Politzer Society Session)	RT-021 Tass Contemporary Approach to the Tinnitus Patients	RT-022 Barbara Current Concepts on Intratympanic Treatment of Meniere's Disease
13:00–14:30	LUNCH BREAK	INDUSTRY SPONSORED SYMPOSIUM	LUNCH BREAK	LUNCH BREAK	INDUSTRY SPONSORED SYMPOSIUM	LUNCH BREAK	INDUSTRY SPONSORED SYMPOSIUM	LUNCH BREAK
14:30–15:00	KL KL-016 Gavilán Functional Neck Dissection: The Great Unknown	KL-017 Hüttenbrink Implantable Hearing Devices – Current Status and Future Developments	KL-018 Caversaccio Update on Navigation System for ES	KL-019 Chaturvedi Frozen Section for Intra- Operative Margin Assessment – Does It Really Help?	KL-020 Whiteside Immune Therapies for HNSCC: Previous Experience, New Reality and Future Expectations	KL-021 Tarabichi The Value and Limitations of Otoendoscopy: 22 years Experience	KL-022 Syka Presbycusis – Inevitable Consequence of Aging	KL-023 Weinstein The Value of the Transoral Robotic Surgery (TORS) Paradigm and Deintensifica- tion of Treatment for HPV Related Oropharyngeal Carcinoma
15:00–16:30	FP FP-003 HN	FP-004 OTO	FP-005 RHINO	FP-006 HN	FP-007 HN	FP-008 OTO	FP-009 PHON	FP-010 HN
16:30–17:00	COFFEE BREAK	COFFEE BREAK	COFFEE BREAK	COFFEE BREAK	COFFEE BREAK	COFFEE BREAK	COFFEE BREAK	COFFEE BREAK
17:00–17:45	IC IC-017 Thurnher The Art of Neck Dissection	IC-018 Sziklai Intratympanic Pharmacotherapy of Inner Ear Diseases	IC-019 Lopatin Basics of the Septal Surgery	IC-020 Somers Obliteration Technique for COM	IC-021 Pototschnig Laryngeal EMG	IC-022 Honnurappa Congenital Cholesteatoma Classification and Surgical Management	IC-023 Hahn Modern Approaches in the Treatment and Therapy of Tinnitus	IC-024 Chaturvedi Surgery for Oral Cancer

IC – Instructional Course, RT – Round Table, KL – Keynote Lecture, FP – Free Papers

 OTO  RHINO  LAR  HN  PLAST  PED  SLEEP  PHON  MISC

 AAO-HNS Session



(Last update on May 14, 2015)

Club E	Club H	Chamber Hall	Small Theatre	Terrace I	Terrace II	Club B	Club D	Time
HN	PLAST/MISC	PED/OTO/LAR	MISC/OTO/RHINO	SLEEP/OTO	PHON/LAR	PLAST	RHINO/OTO	
IC-009 Simo Management of Retrosternal Goitres	IC-010 Sousa Vieira Grafts in Rhinoplasty	IC-011 Al-Qudah CT Scan in Pediatric Sinusitis: Role of Variations	IC-012 Lindestad Examining the Cranial Nerves	IC-013 Aldren Ossiculyoplasty Why Bother?	IC-014 Thomas High Definition Laryngology	IC-015 Lőrincz Facial Artery Myo-Mucosal Flap (FAMM-Flap) for Floor of Mouth and Tongue Reconstruction	IC-016 Eviatar The Endoscopic Approach to Orbital Complications Secondary to Rhinosinusitis	08:00–08:45 IC
BREAK	BREAK	BREAK	BREAK	BREAK	BREAK	BREAK	BREAK	08:45–09:00
RT-008 Shaha Controversies in the Management of Thyroid Cancer	RT-009 Saleh Suture Techniques in Tip Surgery	RT-010 Laszig Single-Sided Deafness in Adults and Children	RT-011 Cousins Traumatic Facial Paralysis Assessment and Management	RT-012 Cayé-Thomasen Meningitis and Hearing Loss – Clinical Findings and Experimental Intervention	RT-013 Chirila High-Risk Consequences of Low-Risk HPV Infection: Recurrent Respiratory Papillomatosis	RT-014 D'Souza & Neves Fillers and Botulinum Toxins in Facial Plastic Surgery	RT-015 Danielides Allergic Rhinitis (Balkan Society of ORL & HNS Session)	09:00–10:30 RT
COFFEE BREAK	COFFEE BREAK	COFFEE BREAK	COFFEE BREAK	COFFEE BREAK	COFFEE BREAK	COFFEE BREAK	COFFEE BREAK	10:30–11:00
KL-009 Witt Thyroid Surgical Care 2015: The Impact of Molecular Testing	KL-010 Tasman My Evolution in the Management of Saddle Nose	KL-011 Kuo Controversies in Tonsillectomy and Adenoidectomy	EAORL-HNS General Assembly 11:00–12:00	KL-012 Chabolle Surgical Tongue Base Management in OSAS: Translation, Resection or Stimulation?	KL-013 Heimdal Exercise Induced Laryngeal Obstruction	KL-014 D'Souza Use of Botulinum Toxin in Otolaryngology and Head and Neck Surgery	KL-015 Hultcrantz Estrogen and Hearing. Is the Female Sex Steroid Estrogen the Key to Preserved Hearing in the Aging Human?	11:00–11:30 KL
RT-023 Tac Controversies and Updates on Thyroid Cancer (Korean Session)	RT-024 Tasman Camouflage in Rhinoplasty	RT-025 Cayé-Thomasen Surgical Treatment of Chronic Otitis Media with Effusion – Longterm Results on Hearing and Pathology		CEORL-HNS General Assembly 12:00–14:30	RT-026 Suurna Innovative Therapies for Obstructive Sleep Apnea	RT-027 Gavilán Surgical Preservation of Laryngeal Functions in Head and Neck Cancer	RT-028 Menger Pitfalls in Osteotomies	RT-029 Bingham Epistaxis
LUNCH BREAK	LUNCH BREAK	LUNCH BREAK		LUNCH BREAK	LUNCH BREAK	LUNCH BREAK	LUNCH BREAK	13:00–14:30
KL-024 Kloos Molecular Profiling of Thyroid Fine-Needle Aspirates: The Quest to Avoid Unnecessary Diagnostic Thyroid Surgery	KL-025 Apyadin Management of the Middle Vault	KL-026 Albert What Have We Learnt About Subglottic Stenosis in the Last 40 Years	KL-027 Stewart Outcomes and Quality of Life Research in Otolaryngology-Head & Neck Surgery	KL-028 Maurer Pathophysiology of Obstructive Sleep Apnea – Impaired Anatomy and Function!	KL-029 Serrano Spasmodic Dysphonia (Evaluation & Management)	KL-030 Gassner Nasal Reconstruction	KL-031 Felisati From Odontogenic Sinusitis to Sinonasal Complications of Dental Disease or Treatment: A Change of Perspective in Diagnosis and Treatment	14:30–15:00 KL
FP-011 HN	RT-030 Nikolaou The European Board Examination in Otorhinolaryngology Head and Neck Surgery (EBEORL-HNS)	FP-012 LAR	FP-013 RHINO	FP-014 SLEEP	FP-015 PHON	FP-016 PLAST	FP-017 RHINO	15:00–16:30 FP
COFFEE BREAK	COFFEE BREAK	COFFEE BREAK	COFFEE BREAK	COFFEE BREAK	COFFEE BREAK	COFFEE BREAK	COFFEE BREAK	16:30–17:00
IC-025 Castro Surgical Management of Thyroid Gland: from Basics	IC-026 D'Souza Aesthetic Reconstruction of Small to Medium Sized Facial Defects, Following Skin Cancer Resection	IC-027 Rusetsky The Using of Virtual Bronchoscopy in the Diagnosis of Bronchial Foreign Bodies in Children	IC-028 Stewart How to Design and Publish a Research Project	IC-029 Nouraci An Objective Outcomes-Based Approach to Sleep Surgery Diagnostics and Drug-Induced Sedation Endoscopy	IC-030 Farneti & Sheikhan FEES: New Approaches to the Evaluation of Swallowing and to the Upper Aero-Digestive Tract Functions	IC-031 Vander Poorten Surgical Preparation for Mid-Face Prosthetic Reconstruction	IC-032 Ahmady Roozbahati Rhinogenic Headache: A Multidisciplinary Approach	17:00–17:45 IC

Sunday, June 7, 2015

Monday, June 8, 2015

Tuesday, June 9, 2015

Wednesday, June 10, 2015

Thursday, June 11, 2015



Monday, June 8, 2015

Meeting Hall I

Instructional Course IC-001

Title: SENTINEL NODE BIOPSY
Time: 08:00–08:45

Chair: Remco de Bree (The Netherlands)
Co-instructor: Sandro Stoekli (Switzerland)

Break

Time: 08:45–09:00

Round Table RT-001

Title: NON-SQUAMOUS CELL TUMORS OF THE HEAD AND NECK (AAO-HNS Session)
Time: 09:00–10:30

Moderator: Mark Zafereo (United States)
Panelists: Dan Fliss (Israel)
Eugene Myers (United States)
Francis Marchal (Switzerland)
Merry Sebelik (United States)
Robert Lorenz (United States)

Coffee Break

Time: 10:30–11:00

Keynote Lecture KL-001

Title: CURRENT MANAGEMENT OF THE NECK IN ORAL CANCER
Time: 11:00–11:30

Chair: Dan Fliss (Israel)
Lecturer: Luiz Paulo Kowalski (Brazil)

Round Table RT-016

Title: RECENT ADVANCES IN MANAGEMENT OF ORAL CANCERS (Indian Session)
Time: 11:30–13:00

Moderators: Kumud Kumar Handa (India)
Vishal Choksi (India)
Panelists: Alok Thakar (India)
Pankaj Chaturvedi (India)
Amit Joshi (India)
Deepa Nair (India)
Shashikant L. Juvekar (India)
Dushyant Jaiswal (India)

Lunch Break

Time: 13:00–14:30



Keynote Lecture KL-016

Title: FUNCTIONAL NECK DISSECTION: THE GREAT UNKNOWN

Time: 14:30–15:00

Chair: Dietmar Thurnher (Austria)

Lecturer: Javier Gavilán (Spain)

Free Papers FP-003

Topic: HEAD AND NECK – NECK DISSECTION

Time: 15:00–16:30

Chair: Lanisnik B., Szewczyk M.

ELECTIVE NECK DISSECTION VERSUS OBSERVATION IN EARLY-STAGE SQUAMOUS CELL CARCINOMA OF THE TONGUE WITH CLINICALLY NODE-NEGATIVE NECK: A META-ANALYSIS AND REVIEW OF THE LITERATURE

Abu-Ghanem S., Yehuda M., Carmel N. N., Abergel A., Fliss D. M. (Israel)

MANAGEMENT OF CHYLE LEAK FOLLOWING ELECTIVE NECK DISSECTION

Ahmed N., Jayaram R., Singh R., Cascarini L., McGurk M. (United Kingdom)

ANATOMICAL VARIATIONS OF THE CRANIAL NERVE XI. DETERMINED WITH ELECTROPHYSIOLOGICAL MAPPING

Lanisnik B., Zargi M., Rodi Z. (Slovenia)

MONITORING TRAPEZIUS MUSCLE INNERVATION DURING NECK DISSECTIONS: CERVICAL PLEXUS VERSUS THE SPINAL ACCESSORY NERVE

Svenberg Lind C., Lundberg B., Hammarstedt Nordenvall L., Heiwe S., Persson J., Hydman J. (Sweden)

ANALYSIS OF SELECTED RISK FACTORS FOR NODAL METASTASES IN HEAD AND NECK CUTANEOUS SQUAMOUS CELL CARCINOMA

Szewczyk M., Pazdrowski J., Golusinski P., Danczak-Pazdrowska A., Marszalek S., Golusinski W. (Poland)

SENTINEL LYMPH NODE BIOPSY USING COMBINED PREOPERATIVE CT LYMPHOGRAPHY AND INTRAOPERATIVE INDOCYANINE GREEN FLUORESCENCE METHOD FOR EARLY TONGUE CANCER

Honda K., Suzuki S., Kawasaki Y., Tuji M., Iikawa N., Ishikawa K. (Japan)

THE LEARNING CURVE FOR ULTRASONOGRAPHY PERFORMED FIRST HAND BY THE ENT SPECIALIST AS CENTRAL DIAGNOSTIC TOOL IN THE MANAGEMENT OF HEAD AND NECK MASSES

Dumitru M., Anghel I., Costache A., Anghel A. G., Sarafoleanu C. (Romania)

NODAL POSITIVITY IN PAROTID CARCINOMA

Kaura A., Kennedy R., Ali S., Moore A., Simo R., Jeannon J. P., Hussain K., Lyons A., McGurk M., Odell E., Oakley R. (United Kingdom)

AN ALGORITHMIC APPROACH TO BRANCHIAL CYSTS IN THE OVER FORTIES

Turner H., Winter S. C., Shah K. A. (United Kingdom)

RESULTS OF ENDOSCOPIC KTP LASER-ASSISTED NASOPHARYNGECTOMY IN THE TREATMENT OF EARLY LOCALLY RECURRENT NASOPHARYNGEAL CARCINOMA

Tan C. T., Wang C. P., Yang T. L., Ko J. Y. (Republic of China)

Coffee Break

Time: 16:30–17:00

Instructional Course IC-017

Title: THE ART OF NECK DISSECTION

Time: 17:00–17:45

Chair: Dietmar Thurnher (Austria)

Co-instructors: Markus Brunner (Austria), Stephan Haerle (Switzerland)



Monday, June 8, 2015

Panorama Hall

Instructional Course IC-002

Title: COMPREHENSIVE MANAGEMENT OF PETROUS APEX LESIONS: THE ROLE OF COMBINED APPROACHES

Time: 08:00–08:45

Chair: Giovanni Danesi (Italy)

Co-instructor: Andrea Bizzoni (Italy)

Break

Time: 08:45–09:00

Round Table RT-002

Title: THE GRUPPO OTOLOGICO SKULL BASE SESSION

Time: 09:00–10:30

Moderator: Mario Sanna (Italy)

Panelists: Sampath Chandra Prasad (India)

Lorenzo Lauda (Italy)

Enrico Piccirillo (Italy)

Coffee Break

Time: 10:30–11:00

Keynote Lecture KL-002

Title: THE ROLE OF SURGERY IN MANAGING FACIAL PALSY

Time: 11:00–11:30

Chair: Pavel Komínek (Czech Republic)

Lecturer: Vincent Cousins (Australia)

Round Table RT-017

Title: CHALLENGES AND STRATEGIES OF BUILDING PROGRAMS FOR EAR AND HEARING CARE IN UNDERSERVED REGIONS (AAO-HNS Session)

Time: 11:30–13:00

Moderator: James Saunders (United States)

Panelists: King Chung (United States)

Girija Sundar (United States)

Milan Profant (Slovakia)

Industry Sponsored Symposium

Title: INNOVATIONS AND RESULTS

(see page 201)

Time: 13:15–14:15

Lunch Break

Time: 13:00–14:30



Keynote Lecture KL-017

Title: IMPLANTABLE HEARING DEVICES – CURRENT STATUS AND FUTURE DEVELOPMENTS

Time: 14:30–15:00

Chair: Vincent Cousins (Australia)

Lecturer: Karl Bernd Hüttenbrink (Germany)

Free Papers FP-004

Topic: OTOLOGY / NEUROTOLOGY – COCHLEAR IMPLANTATION

Time: 15:00–16:30

Chair: Kompis M., Vincent C.

RETROFACIAL APPROACH FOR COCHLEAR IMPLANTATION

Alamry S. S., Hagr A. A. (Saudi Arabia)

THE APPROACHES IN REHABILITATION AFTER COCHLEAR IMPLANTATION IN CHILDREN UNDER THE AGE OF 2

Tavartkiladze G., Fedoseev V., Bakhshinyan V. (Russian Federation)

INTRAOPERATIVE STAPEDIUS REFLEX MEASUREMENTS IN COCHLEAR IMPLANT USERS

Kiss J. G., Tóth F., Dimák B., Jarabin J., Csorba G., Perényi Á., Jóri J., Rovó L. (Hungary)

COMPARISON BETWEEN THE MEDEL SONNET AND OPUS2 SPEECH PROCESSORS FOR COCHLEAR IMPLANTS FOR SPEECH UNDERSTANDING IN NOISE

Kompis M., Wimmer W., Caversaccio M. (Switzerland)

SUBTOTAL PETROSECTOMY IN PAEDIATRIC COCHLEAR IMPLANT

Lowy A., Aristegui M. A., Garcia-Lopez I., Aranguéz G. (Spain)

ROBOJIG – OVERVIEW AND DESIGN DECISIONS FOR A NEW INTEGRATED, MINIMALLY INVASIVE CI SURGERY STRATEGY

John S., Kluge M., Kobler J. P., Lexow J., Rau T., Gaa J., Müller S., Kahrs L., Majdani O., Ortmaier T., Lenarz T. (Germany)

SINGLE-SIDED DEAFNESS WITH INCAPACITATING TINNITUS USING COCHLEAR IMPLANTATION: PRELIMINARY RESULTS

Vincent C., Sterkers O., Godey B., Lescanne E., Truy E., Guevara N., Frachet B. (France)

COCHLEAR IMPLANT IN SKULL BASE PROCEDURES: THE GRUPPO OTOLOGICO EXPERIENCE

Lauda L. (Italy)

Coffee Break

Time: 16:30–17:00

Instructional Course IC-018

Title: INTRATYMPANIC PHARMACOTHERAPY OF INNER EAR DISEASES

Time: 17:00–17:45

Chair: Istvan Sziklai (Hungary)



Monday, June 8, 2015

Small Hall

Instructional Course IC-003

Title: ENDOSCOPIC APPROACHES TO THE SPHENOID SINUS
Time: 08:00–08:45

Chair: Tanja Hildenbrand (Germany)
Co-instructor: Rainer Weber (Germany)

Break

Time: 08:45–09:00

Round Table RT-003

Title: ADVANCES IN THE PATHOGENESIS AND SURGERY FOR CHRONIC RHINOSINUSITIS: EVIDENCE BASED REVIEW (AAO-HNS Session)
Time: 09:00–10:30

Moderator: Nicolas Busaba (United States)
Panelists: Alessandro Varini (Italy)
Stacey Gray (United States)
Ashutosh Kacker (United States)
Graciela Pepe (Argentina)

Coffee Break

Time: 10:30–11:00

Keynote Lecture KL-003

Title: ANATOMICAL LANDMARKS IN PREVENTION OF ENDOSCOPIC SINUS SURGERY COMPLICATIONS
Time: 11:00–11:30

Chair: Hans-Joachim Welkoborsky (Germany)
Lecturer: Islam Herzallah (Egypt & Saudi Arabia)

Round Table RT-018

Title: ORBITAL TUMORS
Time: 11:30–13:00

Moderator: Paolo Castelnovo (Italy)
Panelists: Rom Kostřica (Czech Republic)
Hans-Joachim Welkoborsky (Germany)
Hesham Saleh (United Kingdom)

Lunch Break

Time: 13:00–14:30



Keynote Lecture KL-018

Title: UPDATE ON NAVIGATION SYSTEM FOR ES
Time: 14:30–15:00

Chair: Rom Kostřica (Czech Republic)
Lecturer: Marco Caversaccio (Switzerland)

Free Papers FP-005

Topic: RHINOLOGY / ALLERGY – SKULL BASE
Time: 15:00–16:30

Chair: Martone C., Vokurka J.

TRANSORAL ROBOTIC-ASSISTED APPROACH OF THE SKULL BASE : NEW CONCEPT TO REACH THE SELLA
Chauvet D., Hans S. (France)

ENDOSCOPIC ENDONASAL TRANS-SPHENOIDAL PITUITARY SURGERY: THE ILORIN EXPERIENCE
Afolabi O. A., Yusuf A. S., Adeleke N. A., Odebode T. O., Alabi B. S., Ologe F. E. (Nigeria)

ENDOSCOPIC TRANSPHENOID APPROACH TO PETROUS APEX CHOLESTEROL GRANULOMA: HOW TO REDUCE RECURRENCE
Alwashahi M. K., Castelnuovo P. (Italy)

ENDONASAL ENDOSCOPIC MANAGEMENT OF FIBROUS DISPLASIA ALONG THE SKULL BASE AND SPHENOID SINUS
Basak H., Beton S., Kucuk B., Yorulmaz I., Meco C. (Turkey)

ENDOSCOPIC ENDONASAL SKULL BASE REPAIR AFTER TUMOR RESECTION USING MONOLAYER AUTOLOGOUS ABDOMINAL FAT GRAFT
Bastier P.L., Fonmarty D., Lechot A., Gimbert E., de Gabory L. (France)

ENDOSCOPIC ENDONASAL REPAIR OF THE SKULL BASE DEFECTS: OUR EXPERIENCE AND SERIES
Martone C., Farneti P., Frank G., Zoli M., Mazzatenta D., Sciarretta V., Tarchini P., Pasquini E. (Italy)

CLASSIFICATION OF ENDOSCOPIC TRANS-SPHENOIDAL APPROACHES: A CADAVERIC AND RADIOLOGIC STUDY
Mattavelli D., Schreiber A., Ferrari M., Lancini D., Bolzoni Villaret A., Belotti F., Doglietto F., Ravanelli M., Maroldi R., Rodella L. E., Nicolai P. (Italy)

ENDOSCOPIC SINGLE NOSTRIL TRANSPHENOIDAL APPROACH OF THE HYPOPHYSEAL TUMORS
Mocanu B., Stoica S., Visan A., Mocanu C., Budu V., Oprescu S., Cretu D., Coman A., Boagiu I., Mirea D. (Romania)

ENDONASAL ENDOSCOPIC APPROACH FOR NONVESTIBULAR SCHWANNOMAS OF THE SKULL BASE: REVIEW OF 10 CASES
Tarchini P., Farneti P., Sciarretta V., Martone C., Zoli M., Mazzatenta D., Pasquini E. (Italy)

FROM EXTERNAL OPERATIONS TO ENDOSCOPIC SURGERY OF TUMORS OF THE NOSE, PARANASAL SINUSES AND BASE OF THE SKULL
Vokurka J. (Sweden)

Coffee Break

Time: 16:30–17:00

Instructional Course IC-019

Title: BASICS OF THE SEPTAL SURGERY
Time: 17:00–17:45

Chair: Andrey Lopatin (Russian Federation)
Co-instructor: Elena Chekaldina (Russian Federation)



Monday, June 8, 2015

Forum Hall

Instructional Course IC-004

Title: INVERTED PAPILLOMA
Time: 08:00–08:45

Chair: Paolo Castelnovo (Italy)
Co-instructors: Paolo Battaglia (Italy), Davide Lombardi (Italy)

Break

Time: 08:45–09:00

Free Papers FP-001

Topic: HEAD AND NECK – RT, QOL, VIRUS AND NASOPHARYNX
Time: 09:00–10:30

Chair: Arora S., Barry B.

THE IMPACT OF DIETARY REGIMEN COMPLIANCE AND BODY MASS INDEX (BMI) ON OUTCOMES FOR HEAD AND NECK CANCER PATIENTS TREATED WITH DEFINITIVE RADIATION THERAPY (RT)

Kabarriti R., Bontempo A., Romano M., Ohri N., Viswanathan S., McGovern K. P., Mark D., Haynes H., Schiff B. A., Packer S., Smith R. V., Haigentz M., Guha C., Kalnicki S., Garg M. (United States)

INTEREST OF INTENSIVE NUTRITIONAL MONITORING AT HOME FOR PATIENTS TREATED BY RADIOTHERAPY IN HEAD AND NECK CANCER

Roussel L. M., Parienti J. J., Peyronnet D., Joubert C., Blanchard D., Guarnieri S., Choussy O., Babin E. (France)

IMPACT OF TREATMENT ON HEALTH-RELATED QUALITY OF LIFE IN PATIENTS WITH HEAD AND NECK CARCINOMA AND ITS SURVIVAL ASSOCIATION

Carrillo J. F., Carrillo L. C., Herrera-Goepfert R., Ramírez-Ortega M. C., Ochoa-Carrillo F. J., Oñate-Ocaña L. F. (Mexico)

REAL TIME QUALITY OF LIFE EVALUATION IN ROUTINE CLINICAL PRACTICE OF HEAD AND NECK CANCER PATIENTS – THE DEVELOPMENT OF A NEW COMPUTERISED PLATFORM AT IPO-PORTO

Castro Silva J., Silveira, A., Sequeira, T., Monteiro, E. (Portugal)

VIRAL LOAD, PHYSICAL STATUS, AND E6/E7 MRNA EXPRESSION OF HUMAN PAPILLOMA VIRUS IN HEAD AND NECK SQUAMOUS CELL CARCINOMA

Arora S., Sharma N. (India)

DNA DETECTION AND P16 IMMUNOHISTOCHEMISTRY AS ALTERNATIVE METHODS FOR THE DIAGNOSIS OF HPV INFECTION IN OROPHARYNGEAL CANCER. COMPARISON OF THEIR DIAGNOSTIC AND PROGNOSTIC VALUE

Bussu F., Sali M., Gallus R., Petrone G., Almadori G., Galli J., Delogu G., Valentini V., Paludetti G. (Italy)

HPV PREVALENCE IN HIV PATIENTS WITH HEAD AND NECK SQUAMOUS CELL CARCINOMA

Picard A., Badoual C., Halimi C., Hourseau M., Barry B., Albert S. (France)

EVIDENCE THAT NECK METASTASIS FROM OCCULT SCC ARE VIRUS ASSOCIATED CANCERS. CLINICAL IMPLICATIONS

Gallus R., Bussu F., Delogu G., Almadori G., Rigante M., Parrilla C., Galli J., Valentini V., Paludetti G. (Italy)

ROLE OF EBV-DNA PLASMA CONCENTRATION AS A MARKER FOR DISEASE BURDEN AND OUTCOME IN STAGE I AND II NASOPHARYNGEAL CANCER

Mueller S., Soong Y. L., Poh S., Teo T. H., Lam W. W., Iyer N. G., Tan H. K. (Singapore)

ROLE OF EPSTEIN-BARR VIRUS AND ALTERNATING CHEMORADIOTHERAPY IN NASOPHARYNGEAL CARCINOMA

Yoshizaki T., Muroso S., Wakisaka N., Kondo S., Endo K., Fuwa N. (Japan)

Coffee Break

Time: 10:30–11:00



Keynote Lecture KL-004

Title: NASAL OBSTRUCTION IN THE NEWBORN

Time: 11:00–11:30

Chair: Aleš Hahn (Czech Republic)

Lecturer: David Albert (United Kingdom)

Free Papers FP-002

Topic: RHINOLOGY / ALLERGY

Time: 11:30–13:00

Chair: Doležal P., Koskinen A.

RHINOPHYMA – SURGICAL THERAPY

Doležal P., Lukášek P., Dunajovec D., Rác P., Beňo J. (Slovakia)

MANAGEMENT OF SINONASAL INTESTINAL-TYPE ADENOCARCINOMA: OUR EXPERIENCE IN A SINGLE TERTIARY CENTRE IN SPAIN

Costales M., López E., Vivanco B., Hermsen M., Llorente J. (Spain)

COMPARISON OF INTRAOPERATIVE FACTORS, COMPLICATIONS AND SATISFACTION BETWEEN ENDOSCOPIC SINUS SURGERY AND BALLOON SINUPLASTY

Koskinen A., Toppila-Salmi S., Mattila P., Penttilä M., Myller J. (Finland)

THE NASAL CYCLE AND AGE

Williams M. R., Eccles R. (United Kingdom)

THE AGGER-BULLAR CLASSIFICATION (ABC): A NEW GUIDE THROUGH THE ETHMOID LABYRINTH

Pianta L., Mattavelli D., Ferrari M., Schreiber A., Bottazzoli M., Lancini D., Ravanelli M., Maroldi R., Rodella L. F., Nicolai P. (Italy)

THE PREVALENCE, CLINICAL CHARACTERISTICS AND RESPONSE TO STANDARD EMPIRICAL PHARMACOTHERAPY IN RHINITIS PATIENTS WITH NEGATIVE SKIN PRICK TESTS

Pang K. W., Chao S. S., Ong Y. K., Thong M. (Singapore)

SIMULATION OF THE NASAL AIRFLOW WITH COMPUTATIONAL FLUIDDYNAMICS IN NASAL BREATHING DIFFICULTIES: DEFINITION OF PARAMETERS

Pipolo C., Quadrio M., Raina S., Saibene A. M., Felisati G. (Italy)

FUNCTIONAL OUTCOME OF OPERATED AND NON-OPERATED BLOWOUT FRACTURES

Felding U. A., Rasmussen J., Toft P. B., Buchwald C. (Denmark)

TRANSEPIHELIAL ELECTRICAL RESISTANCE AND INTERCELLULAR JUNCTIONAL PROTEINS IN PRIMARY SINONASAL EPITHELIAL CULTURES

Wise S. K., Parkos C. A., Nusrat A. (United States)

RHINOTILLEXOMANIA AND DERMATITIS ARTEFACTA: CASE REPORT AND REVIEW OF THE LITERATURE

Lares H., Mesa M., Rivas P., De Frías B., Hernandez E. (Spain)

Lunch Break

Time: 13:00–14:30

**Keynote Lecture KL-019**

Title: FROZEN SECTION FOR INTRA-OPERATIVE MARGIN ASSESSMENT – DOES IT REALLY HELP?
Time: 14:30–15:00

Chair: Jan Klozar (Czech Republic)
Lecturer: Pankaj Chaturvedi (India)

Free Papers FP-006

Topic: HEAD AND NECK – ORAL CAVITY, OROPHARYNX
Time: 15:00–16:30

Chair: Blanchard D., Mrzena L.

ORAL CAVITY CANCER; THE IRISH EXPERIENCE 1997-2008

Gogarty D. S., Lennon P., O'Neill J. P. (Ireland)

SIGNIFICANCE OF BOTH TUMOUR AND HOST FACTORS IN THE PROGNOSIS OF ORAL SQUAMOUS CELL CARCINOMA

Ahn S. H., Rag Y. C., Ahn J. C., Jeon E. H., Kim H. J., Paik J. H., Jeong W. J. (Republic of Korea)

TRANSORAL ROBOTIC SURGERY AND OROPHARYNGEAL CANCERS: FUNCTIONAL AND ONCOLOGICAL RESULTS IN A LARGE FRENCH COOPERATIVE GROUP

Blanchard D., Dugue A., Choussy O., De Mones E., Vergez S., Ferron C., Garrel R., Dolivet G., Moriniere S. (France)

THE EFFECTS OF GUIDELINE-ADHERENT TREATMENT ON THE OUTCOMES OF ORAL CAVITY SQUAMOUS CELL CARCINOMA—THE TRENDS OF CHANGES IN TWO PERIODS

Hwang L. A., Yong R. W., Chang C. H., Liu S. Y., Chiang W. F. (Republic of China)

DISTRACTION OSTEOGENESIS. ONE OF THE METHODS OF REHABILITATION OF PATIENTS WITH DEFECTS OF THE JAWS AFTER CANCER SURGERY

Melikov E. A., Drobyshev A. Y., Yakimenko I. I., Klipa I. A. (Russian Federation)

SURGICAL RESECTION OF PHARYNGEAL CANCERS: PROPOSAL OF A MANAGEMENT ALGORITHM INTEGRATING SURGICAL ADVANCES

Hoffmann C., Hivelin M., Jouffroy T., Rodriguez J., Lantieri L., Hans S. (France)

ENDOSCOPIC LARYNGO-PHARYNGEAL SURGERY FOR SUPERFICIAL PHARYNGEAL CANCERS

Watanabe A., Taniguchi M., Kimura Y., Sasaki S. (Japan)

DEXMETOMIDINE: APPLICATION IN HEAD AND NECK SURGERY

Joseph C. A., Milner A. (South Africa)

CURRENT CONCEPTS AND FUTURE OF SALIVARY MARKERS FOR DIAGNOSING ORAL SQUAMOUS CELL CARCINOMA: A REVIEW AND ANALYSIS OF RELEVANT PUBLISHED STUDIES

Omar E. (Saudi Arabia)

Coffee Break

Time: 16:30–17:00

Instructional Course IC-020

Title: OBLITERATION TECHNIQUE FOR COM
Time: 17:00–17:45

Chair: Thomas Somers (Belgium)



Sunday, June 7, 2015

Monday, June 8, 2015

Tuesday, June 9, 2015

Wednesday, June 10, 2015

Thursday, June 11, 2015



Monday, June 8, 2015

Meeting Hall IV

Instructional Course IC-005

Title: TRANSORAL LASER MICROSURGERY (TLM) FOR ADVANCED TUMOURS OF THE LARYNX
Time: 08:00–08:45

Chair: Isabel Vilaseca (Spain)
Co-instructor: Manuel Bernal-Sprekelsen (Spain)

Break

Time: 08:45–09:00

Round Table RT-004

Title: TRANSORAL SURGERY: FROM TLM TO TORS
Time: 09:00–10:30

Moderators: Marc Remacle (Belgium)
Gregory Weinstein (United States)
Panelists: Jochen Werner (Germany)
Thomas Hoffmann (Germany)
Stephan Lang (Germany)
Balazs B. Lörincz (Germany)
Mohssen Ansarin (Italy)

Coffee Break

Time: 10:30–11:00

Keynote Lecture KL-005

Title: IMMUNE SYSTEM AS A VITAL PARTNER IN CANCER TREATMENT
Time: 11:00–11:30

Chair: Jan Bouček (Czech Republic)
Lecturer: Blanka Říhová (Czech Republic)

Round Table RT-019

Title: TYMPANOPLASTY IN CHILDREN
Time: 11:30–13:00

Moderator: Didier Portmann (France)
Panelists: Christophe Vincent (France)
Monique Decat (Belgium)
Oleg Borysenko (Ukraine)
Eugenijus Lesinskas (Lithuania)

Industry Sponsored Symposium

Title: DISCUSSING APPROPRIATE INTERVENTION STRATEGIES FOR SINUSITIS
(see page 201)
Time: 13:15–14:15

Lunch Break

Time: 13:00–14:30



Keynote Lecture KL-020

Title: IMMUNE THERAPIES FOR HNSCC: PREVIOUS EXPERIENCE, NEW REALITY AND FUTURE EXPECTATIONS
Time: 14:30–15:00
Chair: Wojciech Golusiński (Poland)
Lecturer: Theresa L. Whiteside (United States)

Free Papers FP-007

Topic: HEAD AND NECK – RESEARCH
Time: 15:00–16:30

Chair: Golusinski P., Smilek P.

THE EXPRESSION OF MCM7 AND GEMININ IN LARYNGEAL SQUAMOUS-CELL CARCINOMA (LSCC) PREDICTS THE RELAPSE FREE SURVIVAL (RFS) IN HER1/EGFR + TUMORS TREATED WITH RADIOTHERAPY COMBINED WITH ERBITUX

Almadori G., Gallus R., Cadoni G., Bussu F., Coli A., Paludetti G., Lauriola L., Ranelletti F. O. (Italy)

TELOMERASE: A NEW TARGET TO INDIVIDUALIZE HNSCC TREATMENT?

Barczak W., Suchorska W. M., Golusiński P., Golusiński W. (Poland)

POINT OF CARE OPTICAL DIAGNOSTIC TECHNOLOGY USING SALIVA AS A MOLECULAR FINGERPRINT FOR THE EARLY DETECTION OF ORAL AND OROPHARYNGEAL SCC

Davies K. V., Connolly J., Dockery P., Olivo M., Keogh I. (Ireland)

GENETIC BIOMARKERS IN HEAD AND NECK SQUAMOUS CELL CARCINOMA RECURRENCE AND SURVIVAL PREDICTION

Golusinski P., Zhi X., Luczewski L., Masternak M., Golusinski W. (Poland)

MICRORNAS EXPRESSION PREDICTS LOCAL RECURRENCE RISK IN ORAL SQUAMOUS CELL CARCINOMA

Manciocco V., Ganci F., Fontemaggi G., Sacconi A., Covello R., Blandino G., Spriano G. (Italy)

TARGETED TREATMENT OF HEAD AND NECK CANCER – MUTATIONS IN EGFR SIGNALING PATHWAY

Smilek P., Neuwirthová J., Jarkovský J., Dušek L., Rottenberg J., Kostřica R., Srovnal J., Hajdůch M., Drábek J., Klozar J. (Czech Republic)

HPV RELATED SQUAMOUS CELL CARCINOMA OF THE OROPHARYNX: GENOTYPING OF CASES AND ANALYSIS OF SEVEN BIOMARKERS

Woods R. S., Keegan H., White C., Tewari P., Toner M., Kennedy S., O' Regan E., Martin C., O'Leary J. J., Timon C. (Ireland)

TERTIARY INSTITUTIONAL HOSPITAL VALIDATION AND COST IMPLICATIONS OF THYROSEQ® DNA MUTATION ANALYSIS FOR THYROID BIOPSIES

Evasovich M., Amin K., Burmeister L. (United States)

INTEGRIN RECEPTORS AND THEIR LIGANDS AS POTENTIAL BIOMARKERS FOR DIAGNOSIS AND TREATMENT OF PAPILLARY THYROID CARCINOMA

Shevchenko S. P., Mostovich L. A., Logacheva G. P., Gulyaeva L. F. (Russian Federation)

IS BRAF V600E MUTATION ASSOCIATED WITH OCCULT CONTRALATERAL CARCINOMA IN PATIENTS WITH UNILATERAL PAPILLARY THYROID MICROCARCINOMA?

Wan H. F., Zhang B., Yan D. G., Xu Z. G. (China)

Coffee Break

Time: 16:30–17:00

Instructional Course IC-021

Title: LARYNGEAL EMG
Time: 17:00–17:45

Chair: Claus Pototschnig (Austria)
Co-instructors: Gerd Fabian Volk (Germany), Berit Schneider-Stickler (Austria)



Monday, June 8, 2015

Meeting Hall V

Instructional Course IC-006

Title: MANAGEMENT OF LARGE VESTIBULAR SCHWANNOMAS
Time: 08:00–08:45

Chair: Olivier Sterkers (France)
Co-instructor: Daniele Bernardeschi (France)

Break

Time: 08:45–09:00

Round Table RT-005

Title: AREASSESSMENT OF TREATMENT OPTIONS FOR VESTIBULAR SCHWANNOMAS IN 2015
Time: 09:00–10:30

Moderator: Samuel H. Selesnick (United States)
Panelists: David Moffat (United Kingdom)
Jan Betka (Czech Republic)
Dirk Kunst (The Netherlands)
Daniele Bernardeschi (France)

Coffee Break

Time: 10:30–11:00

Keynote Lecture KL-006

Title: VESTIBULAR SCHWANNOMAS – WHY DO THEY OCCUR AND WHICH GENES ARE TURNED ON FOR GROWTH?
Time: 11:00–11:30

Chair: David Moffat (United Kingdom)
Lecturer: Per Cayé-Thomasen (Denmark)

Round Table RT-020

Title: BIMODAL AND BINAURAL STIMULATION (Poltzer Society Session)
Time: 11:30–13:00

Moderator: Angel Ramos Macias (Spain)
Panelists: Constantino Morera (Spain)
Karl Bernd Hüttenbrink (Germany)
Manuel Manrique (Spain)

Lunch Break

Time: 13:00–14:30



Keynote Lecture KL-021

Title: THE VALUE AND LIMITATIONS OF OTOENDOSCOPY: 22 YEARS EXPERIENCE

Time: 14:30–15:00

Chair: Maurizio Barbara (Italy)

Lecturer: Muaaz Tarabichi (United Arab Emirates)

Free Papers FP-008

Topic: OTOLOGY / NEUROTOLOGY

Time: 15:00–16:30

Chair: Bruchhage K., Uzun C.

MURINE TYMPANIC MEMBRANE STEM CELL. ISOLATION AND CHARACTERIZATION OF THESE CELLS FOR FUTURE REGENERATIVE MEDICINE

Moraleda Deleito J., Garcia Navarro E., Riquelme Dolera D., Bueno Lopez C., Marin Atucha N., Moraleda Jimenez J. M. (United Kingdom)

RETROAURICULAR APPROACH FOR THE INNER EAR DRUG DELIVERY EXPERIMENTS IN WISTAR ALBINO RATS

Mulazimoglu S., Ocak E., Gokcan M. K. (Turkey)

DIAGNOSTIC PERFORMANCE OF HIGH RESOLUTION COMPUTED TOMOGRAPHY FOR OTOSCLEROSIS: A SYSTEMATIC REVIEW

Kanzara T. T., Virk J. S. (United Kingdom)

RESULTS OF THE FIRST 150 PATIENTS AFTER TUBENDILATATION IN LÜBECK

Bruchhage K., Leichtle A., Wollenberg B. (Germany)

FIRST CLINICAL RESULTS OF THE DILATATION OF THE EUSTACHIAN TUBE IN PATIENTS WITH TUBAL DYSFUNCTION

Dalchow C. V., Jenckel F., Kappo N. (Germany)

HYPERBARIC OXYGEN TREATMENT AFTER COCHLEAR ELECTRODE INSERTION TRAUMA IN GUINEA PIGS: ELECTROPHYSIOLOGICAL AND ULTRASTRUCTURAL RESULTS

Uzun C., Bulut E., Aktaş Ş. (Turkey)

FIRST IN THE WORLD NATIONAL NETWORK OF TELEAUDIOLOGY

Skarzynski P.H., Skarzynski H., Wasowski A., Ludwikowski M., Kochanek K., Piotrowska A. (Poland)

REHABILITATION OF VOCAL FUNCTIONS IN CHILDREN WITH COCHLEAR IMPLANTS

Osipenko E., Sirayeva A., Baskov N., Maksakova M., Tarasova N., Kuznecov A. (Russian Federation)

Coffee Break

Time: 16:30–17:00

Instructional Course IC-022

Title: CONGENITAL CHOLESTEATOMA CLASSIFICATION AND SURGICAL MANAGEMENT

Time: 17:00–17:45

Chair: Vijayendra Honnurappa (India)



Monday, June 8, 2015

North Hall

Instructional Course IC-007

Title: HOW TO PREVENT PRESBYACUSIS?
Time: 08:00–08:45

Chair: Haula Haider (Portugal)
Co-instructor: Maria Caria (Portugal)

Break

Time: 08:45–09:00

Round Table RT-006

Title: RECENT ACHIEVEMENTS AND FUTURE DEVELOPMENTS IN ORL (International Academy for Otorhinolaryngology – Head and Neck Surgery Session)
Time: 09:00–10:30

Moderator: George Tavartkiladze (Russian Federation)
Panelists: Milan Profant (Slovakia)
Desiderio Passali (Italy)
Viktor Chrobok (Czech Republic)
Vigen Bakhshinyan (Russian Federation)

Coffee Break

Time: 10:30–11:00

Keynote Lecture KL-007

Title: TINNITUS AND STRESS
Time: 11:00–11:30

Chair: George Tavartkiladze (Russian Federation)
Lecturers: Birgit Mazurek (Germany), Agnieszka Szczeppek (Germany)

Round Table RT-021

Title: CONTEMPORARY APPROACH TO THE TINNITUS PATIENTS
Time: 11:30–13:00

Moderator: Peter Tass (Germany)
Panelists: Agnieszka Szczeppek (Germany)
Birgit Mazurek (Germany)
Aleš Hahn (Czech Republic)
Rutger Hofman (The Netherlands)

Industry Sponsored Symposium

Title: TOWARDS NOVEL TINNITUS TREATMENTS
(see page 201)
Time: 13:10–14:25

Lunch Break

Time: 13:00–14:30



Keynote Lecture KL-022

Title: PRESBYCUSIS – INEVITABLE CONSEQUENCE OF AGING

Time: 14:30–15:00

Chair: Oliver Profant (Czech Republic)

Lecturer: Josef Syka (Czech Republic)

Free Papers FP-009

Topic: PHONiatrics – HEARING LOSS

Time: 15:00–16:30

Chair: Drsata J., Profant O.

TO EVALUATE THE EFFECT OF HYPERBARIC OXYGEN THERAPY ON THE HEARING OUTCOME IN PATIENTS WITH SUDDEN SENSORINEURAL HEARING LOSS

Agrawal S., Sharma N., Banerjee N. (India)

HIGH FREQUENCY AUDIOMETRY IN MIDDLE-AGED PATIENTS WITH TYPE 2 DIABETES

Ozkurt F. E., Tuna M. M., Evcimik M. F., Yilmaz B., Sengul E., Gul A., Dal M. S., Topcu I. (Turkey)

HEARING LOSS IN SJÖGREN'S SYNDROME: A COHORT MATCHED PROSPECTIVE OBSERVATIONAL STUDY

Kamel U. F., Maddison P. (United Kingdom)

FACTORS THAT INFLUENCE THE RESULTS OF HYPERBARIC OXYGEN THERAPY IN IDIOPATHIC SUDDEN SENSORINEURAL HEARING LOSS

Magalhães C., Ribeiro Costa N., Oliveira N., Duarte D. (Portugal)

SUDDEN DEAFNESS: PROGNOSTIC FACTORS FOR FUNCTIONAL OUTCOME: 50 CASES' REPORT

Mardassi A., Kharrat G., Kesraoui I., Rabaaoui F., Halwani C., Mathlouthi N., Mezri S., Zgolli C., Akkari K., Ben Mhamed R., Benzarti S. (Tunisia)

HEREDITARY HEARING LOSS AND ITS CAUSES IN THE CZECH REPUBLIC

Pourová R., Sabová J., Jurovčík M., Katra R., Malíková M., Havlovicová M., Křepelová A., Macek jr M., Astl J. (Czech Republic)

AUDITORY DISORDER IN PATIENTS WITH HUNTINGTON'S DISEASE

Profant O., Roth J., Balogová Z., Betka J., Syka M., Syka J. (Czech Republic)

MANAGEMENT OF IDIOPATHIC SUDDEN SENSORI-NEURAL HEARING LOSS WITH CONTINUOUS TRANSTYMPANIC STEROID

Shirazi A. (Islamic Republic of Iran)

AUDITORY NEUROPATHY SPECTRUM DISORDER: NOSOLOGIC ENTITY, AND RANGE OF CLINICAL AND AUDIOLOGICAL FEATURES

Menezes Peres M., Soares M., Barbosa L., Guimarães A., Freire F. (Portugal)

QUALITY OF LIFE AND BENEFIT FROM HEARING AIDS (HA) IN ELDERLY PATIENTS

Pietruszewska W., Durko M., Jeruzal J., Janikowski K., Grzegorzczak L., Gawłowska M. B., Kulińska J. (Poland)

Coffee Break

Time: 16:30–17:00

Instructional Course IC-023

Title: MODERN APPROACHES IN THE TREATMENT AND THERAPY OF TINNITUS

Time: 17:00–17:45

Chair: Aleš Hahn (Czech Republic)

Co-instructors: Birgit Mazurek (Germany), Agnieszka Szczeppek (Germany)



Monday, June 8, 2015

Club A

Instructional Course IC-008

Title: SUBMANDIBULAR APPROACH AND GLANDULAR RESECTION: FROM CLASSICAL SURGERY TO ROBOTIC SURGERY

Time: 08:00–08:45

Chair: Francis Marchal (Switzerland)
Co-instructor: Christopher Rassekh (United States)

Break

Time: 08:45–09:00

Round Table RT-007

Title: PLEOMORPHIC ADENOMA

Time: 09:00–10:30

Moderator: Pavel Dulguerov (Switzerland)
Panelists: Ivo Stárek (Czech Republic)
Johannes Zenk (Germany)
Patrick Bradley (United Kingdom)

Coffee Break

Time: 10:30–11:00

Keynote Lecture KL-008

Title: DIAGNOSIS AND TREATMENT OF PAROTID GLAND TUMORS

Time: 11:00–11:30

Chair: Ivo Stárek (Czech Republic)
Lecturer: Heinrich Iro (Germany)

Round Table RT-022

Title: CURRENT CONCEPTS ON INTRATYMPANIC TREATMENT OF MENIERE'S DISEASE

Time: 11:30–13:00

Moderator: Maurizio Barbara (Italy)
Panelists: Stefan Plontke (Germany)
Zdeněk Čada (Czech Republic)
Anthony Mikulec (United States)

Lunch Break

Time: 13:00–14:30



Keynote Lecture KL-023

Title: THE VALUE OF THE TRANSORAL ROBOTIC SURGERY (TORS) PARADIGM AND DEINSTENSIFICATION OF TREATMENT FOR HPV RELATED OROPHARYNGEAL CARCINOMA
Time: 14:30–15:00
Chair: Karel Sláma, jr. (Czech Republic)
Lecturer: Gregory Weinstein (United States)

Free Papers FP-010

Topic: HEAD AND NECK – ROBOTICS
Time: 15:00–16:30

Chair: Gueldner C., Hans S.

LONG-TERM RETENTION OF ROBOTIC SURGICAL SKILLS BY NOVICE USERS OF THE FLEX SURGICAL SYSTEM
Duvvuri U., Godse N., Clayburgh D. (United States)

NEXT GENERATION ROBOT ENHANCED MICROSURGICAL SYSTEM FOR TRANSORAL LASER SURGERIES
Guastini L., Deshpande N., De Matos L., Mora F., Peretti G. (Italy)

EFFECT OF DIFFERENT TRAINING PROGRAMS ON THE PERFORMANCE AT DAVINCI-SIMULATOR
Gueldner C., Förtsch A., Mandapathil M., Teymoortash A., Walliczek U., Werner J. A. (Germany)

CLINICAL OUTCOMES OF TRANSORAL ROBOTIC SUPRAGLOTTIC LARYNGECTOMY
Hans S., Hoffmann C., Cornu N., Ménard M., Badoual C., Brasnu D. (France)

TRANSORAL ROBOTIC SURGERY FOR THE MANAGEMENT OF HEAD AND NECK SQUAMOUS CELL CARCINOMA OF UNKNOWN PRIMARY
Channir H. I., Rubek N., Kjaerum H. U., Kiss K., Charabi B., von Buchwald C. (Denmark)

TRANSORAL ROBOTIC NASOPHARYNGECTOMY USING THE MEDROBOTICS FLEX SYSTEM
Kang S. Y., Carrau R. C., Ozer E. (United States)

TRANSORAL ENDOSCOPIC SURGERY IN THE TREATMENT OF ZENKER'S DIVERTICULUM
Karatayli Ozgursoy S., Ozgursoy O. B., Yuksel C., Kavukcu S., Gereker M. (Turkey)

EFFECTIVELY OF INTRAOPERATIVE BRACHIAL PLEXUS MONITORING IN ROBOTIC-ASSISTED THYROIDECTOMY ON POST-OPERATIVE COMPLICATION
Alkan U., Zarchi O., Rabinovitch N., Feinmesser R., Bachar G. (Israel)

TRANSORAL ROBOTIC TONGUE BASE MUCOSECTOMY IMPROVES THE DETECTION OF 'UNKNOWN' SQUAMOUS CELL CARCINOMAS OF THE UPPER AERODIGESTIVE TRACT
Ofo E., Connell J., Hodge J., Krishnan S. (Australia)

ENDOSCOPE-ASSISTED TRANSORAL REMOVAL OF A THYROGLOSSAL DUCT CYST USING A FRENOTOMY INCISION: A PROSPECTIVE CLINICAL TRIAL
Seung Hoon Woo, Sung Jun Won (Republic of Korea)

Coffee Break

Time: 16:30–17:00

Instructional Course IC-024

Title: SURGERY FOR ORAL CANCER
Time: 17:00–17:45

Chair: Pankaj Chaturvedi (India)



Monday, June 8, 2015

Club E

Instructional Course IC-009

Title: MANAGEMENT OF RETROSTERNAL GOITRES
Time: 08:00–08:45

Chair: Ricard Simo (United Kingdom)
Co-instructor: Karen Harrison-Phipps (United Kingdom)

Break

Time: 08:45–09:00

Round Table RT-008

Title: CONTROVERSIES IN THE MANAGEMENT OF THYROID CANCER
Time: 09:00–10:30

Moderator: Ashok Shaha (United States)
Panelists: Hisham Mehanna (United Kingdom)
Vincent Vander Poorten (Belgium)
Pankaj Chaturvedi (India)

Coffee Break

Time: 10:30–11:00

Keynote Lecture KL-009

Title: THYROID SURGICAL CARE 2015: THE IMPACT OF MOLECULAR TESTING
Time: 11:00–11:30

Chair: Ashok Shaha (United States)
Lecturer: Robert Witt (United States)

Round Table RT-023

Title: CONTROVERSIES AND UPDATES ON THYROID CANCER (Korean Session)
Time: 11:30–13:00

Moderator: Kyung Tae (Republic of Korea)
Panelists: Soon-Hyun Ahn (Republic of Korea)
Kwang Hyun Kim (Republic of Korea)
Jin-Ho Sohn (Republic of Korea)

Lunch Break

Time: 13:00–14:30



Keynote Lecture KL-024

Title: MOLECULAR PROFILING OF THYROID FINE-NEEDLE ASPIRATES: THE QUEST TO AVOID UNNECESSARY DIAGNOSTIC THYROID SURGERY
Time: 14:30–15:00
Chair: Kyung Tae (Republic of Korea)
Lecturer: Richard Kloos (United States)

Free Papers FP-011

Topic: HEAD AND NECK – THYROID
Time: 15:00–16:30

Chair: Romanchishen A. F., Toft Kristensen T.

PAPILLARY THYROID CARCINOMA: ANALYSIS OF METASTATIC INVOLVEMENT OF REGIONAL LYMPH NODES
Sojak J., Meniarova M., Sicak M., Obtulovicova K., Kalis A. (Slovakia)

THYROID TUMORS IN THE FIRST AND SECOND DEGREE RELATIVES OF PATIENTS WITH NON MEDULLAR THYROID CARCINOMA
Mindruta-Stratan R. P., Stancul I., Pogonet V. B., Belev N. F. (Moldova)

RADIATION INDUCED THYROID CANCER, GENDER RELATED DISEASE CHARACTERISTICS AND SURVIVAL
Nachalon Y., Katz O., Shvero J., Popovtzer A. (Israel)

TOTAL THYROIDECTOMY-OUR APPROACH ON COMPLICATIONS
Palade O. D., Cobzeanu B. M., Burlacu G., Vonica S. P. (Romania)

RATIONAL CAPACITY OF SURGERY FOR AGGRESSIVE FOLLICULAR AND C-CELLS THYROID CANCER
Romanchishen A. F., Romanchishen F. A., Vabalayte K. V. (Russian Federation)

SURGICAL TACTIC IN TREATMENT OF LOCAL SPREADING OF THYROID CANCER
Andrey Tibirna (Moldova)

CELLULAR METABOLIC CHANGES ONE YEAR AFTER HEMITHYROIDECTOMY FOR BENIGN EUTHYROID GOITER
Toft Kristensen T., Larsen J., Pedersen P. L., Feldthusen A.-D., Ellervik C., Jelstrup S., Kvetny J. (Denmark)

NEUROLOGICAL COMPLICATIONS POST-THYROIDECTOMY
Vaz de Castro J., Ferraria L., Caixa M., Nascimento I., André C., Antunes L. (Portugal)

EMBOLIC SUPPURATIVE THYROIDITIS WITH CONCURRENT CARCINOMA IN PREGNANCY: LESSONS IN DIAGNOSIS AND MANAGEMENT
George M. M., Goswamy J., Penney S. E. (United Kingdom)

Coffee Break

Time: 16:30–17:00

Instructional Course IC-025

Title: SURGICAL MANAGEMENT OF THYROID GLAND: FROM BASICS
Time: 17:00–17:45

Chair: Alejandro Castro (Spain)
Co-instructors: Javier Gavilán (Spain), Jesús Herranz (Spain)



Monday, June 8, 2015

Club H

Instructional Course IC-010

Title: GRAFTS IN RHINOPLASTY
Time: 08:00–08:45

Chair: António Sousa Vieira (Portugal)
Co-instructor: Ricardo Barroso Ribeiro (Portugal)

Break

Time: 08:45–09:00

Round Table RT-009

Title: SUTURE TECHNIQUES IN TIP SURGERY
Time: 09:00–10:30

Moderator: Hesham Saleh (United Kingdom)
Panelists: Adrian Agius (Malta)
Rui Xavier (Portugal)
Tim Woolford (United Kingdom)
Michal Krawczynski (Poland)

Coffee Break

Time: 10:30–11:00

Keynote Lecture KL-010

Title: MY EVOLUTION IN THE MANAGEMENT OF SADDLE NOSE
Time: 11:00–11:30

Chair: Hesham Saleh (United Kingdom)
Lecturer: Abel-Jan Tasman (Switzerland)

Round Table RT-024

Title: CAMOUFLAGE IN RHINOPLASTY
Time: 11:30–13:00

Moderator: Abel-Jan Tasman (Switzerland)
Panelists: Jose Carlos Neves (Portugal)
Holger G. Gassner (Germany)
Özcan Çakmak (Turkey)

Lunch Break

Time: 13:00–14:30



Keynote Lecture KL-025

Title: MANAGEMENT OF THE MIDDLE VAULT

Time: 14:30–15:00

Chair: Abel-Jan Tasman (Switzerland)

Lecturer: Fazil Apaydin (Turkey)

Round Table RT-030

Title: THE EUROPEAN BOARD EXAMINATION IN OTORHINOLARYNGOLOGY HEAD AND NECK-SURGERY (EBEORL-HNS)

Time: 15:00–16:30

Moderator: Angelos Nikolaou (Greece)

Panellists: Jan Betka (Czech Republic)

Marc Remacle (Belgium)

Ulrik Pedersen (Denmark)

Klaus Albegger (Austria)

Maria de la Mota (Spain)

Eichhorn Thomas (Germany)

Dominik Wild (Austria)

Michael Kuo (United Kingdom)

Coffee Break

Time: 16:30–17:00

Instructional Course IC-026

Title: AESTHETIC RECONSTRUCTION OF SMALL TO MEDIUM SIZED FACIAL DEFECTS, FOLLOWING SKIN CANCER RESECTION

Time: 17:00–17:45

Chair: Alwyn D'Souza (United Kingdom)





Monday, June 8, 2015

Chamber Hall

Instructional Course IC-011

Title: CT SCAN IN PEDIATRIC SINUSITIS: ROLE OF VARIATIONS
Time: 08:00–08:45

Chair: Mohannad Al-Qudah (Jordan)

Break

Time: 08:45–09:00

Round Table RT-010

Title: SINGLE-SIDED DEAFNESS IN ADULTS AND CHILDREN
Time: 09:00–10:30

Moderator: Roland Laszig (Germany)
Panelists: Vijayendra Honnurappa (India)
Manuel Manrique (Spain)
Alejandro Harguindey (Spain)
József Géza Kiss (Hungary)

Coffee Break

Time: 10:30–11:00

Keynote Lecture KL-011

Title: CONTROVERSIES IN TONSILLECTOMY AND ADENOIDECTOMY
Time: 11:00–11:30

Chair: Ivo Šlapák (Czech Republic)
Lecturer: Michael Kuo (United Kingdom)

Round Table RT-025

Title: SURGICAL TREATMENT OF CHRONIC OTITIS MEDIA WITH EFFUSION – LONGTERM RESULTS ON HEARING AND PATHOLOGY
Time: 11:30–13:00

Moderator: Per Cayé-Thomasen (Denmark)
Panelists: Luminita Radulescu (Romania)
Viktor Chrobok (Czech Republic)
Goetz Lehnerdt (Germany)
Ivo Šlapák (Czech Republic)

Lunch Break

Time: 13:00–14:30



Keynote Lecture KL-026

Title: WHAT HAVE WE LEARNT ABOUT SUBGLOTTIC STENOSIS IN THE LAST 40 YEARS

Time: 14:30–15:00

Chair: Roland Laszig (Germany)

Lecturer: David Albert (United Kingdom)

Free Papers FP-012

Topic: LARYNGOLOGY

Time: 15:00–16:30

Chair: Bussu F., Šebová I.

LARYNGOTRACHEAL STENOSIS SECONDARY TO RHINOSCLEROMA. CASE REPORT AND LITERATURE REVIEW

Lares H., Nogues J., Vega J., Maños M., Aristimuño A., Rovira A., Fulla M., Bartel R. (Spain)

VIDEOLARYNGOSCOPY IN THE ANTERIOR SURGICAL APPROACH OF THE CERVICAL SPINE – DECISION MAKING

Steffen L., Zardo E., Ziegler M., Severo C., Abramczuk J., Steffen N. (Brazil)

LONG-TERM FUNCTIONAL AND QUALITY OF LIFE EVALUATION AFTER TREATMENT FOR ADVANCED PHARYNGOLARYNGEAL CARCINOMA

Jegoux F., Deberge S., Bedfert C., Godey B., Metreau A., Estebe S. (France)

EVALUATION OF STEROID EFFECT ON PREVENTION OF STENOSIS IN IATROGENIC LARYNGEAL SCAR IN EXPERIMENTAL DOG MODEL

Iravani K., Ashraf M., Babaie Z. (Islamic Republic of Iran)

INDICATION OF AIRWAY INTERVENTION FOR ACUTE EPIGLOTTITIS

Shimizu Y., Mori E., Otori N., Kojima H. (Japan)

IGG4-RELATED SCLEROSING DISEASE OF THE RESPIRATORY TRACT: CLINICAL CASE

Mustafaev D. M., Volkova K. B. (Russian Federation)

VALUE OF LARYNGEAL EMG IN CLINICAL ENT ROUTINE

Schneider-Stickler B., Kneisz L., Roesner I., Leonhard M., Koegl S., Aichinger P., Bigenzahn W. (Austria)

ONCOLOGICAL OUTCOME OF HYPOPHARYNGEAL CARCINOMA TREATED WITH DIFFERENT MODALITIES AT TWO DIFFERENT INSTITUTIONS

Bussu F., Mura F., Almadori G., Galli J., Gallus R., Pandolfini M., Valentini V., Benazzo M., Paludetti G. (Italy)

COMPLICATIONS ACCOMPANYING THYROPLASTY TYPE I WITH THE HELP OF SILICONE BLOCK AND TVFMI

Šebová I., Eysholdt U. (Slovakia)

BIOMECHANICAL EFFECTS OF CRICOID-THYROID APPROXIMATION IN MALE-TO FEMALE-TRANSEXUALS: A 3D ANALYSIS

Storck C., Tschan S. (Switzerland)

Coffee Break

Time: 16:30–17:00

Instructional Course IC-027

Title: THE USING OF VIRTUAL BRONCHOSCOPY IN THE DIAGNOSIS OF BRONCHIAL FOREIGN BODIES IN CHILDREN

Time: 17:00–17:45

Chair: Yury Rusetsky (Russian Federation)



Monday, June 8, 2015

Small Theatre

Instructional Course IC-012

Title: EXAMINING THE CRANIAL NERVES
Time: 08:00–08:45

Chair: Per-Ake Lindestad (Sweden)

Break

Time: 08:45–09:00

Round Table RT-011

Title: TRAUMATIC FACIAL PARALYSIS ASSESSMENT AND MANAGEMENT
Time: 09:00–10:30

Moderator: Vincent Cousins (Australia)
Panelists: Tuncay Ulug (Turkey)
Martin Chovanec (Czech Republic)
Michael Gleeson (United Kingdom)
Nikolaos Marangos (Greece)

Coffee Break

Time: 10:30–11:00

EAORL-HNS General Assembly

Time: 11:00–12:00

CEORL-HNS General Assembly

Time: 12:00–14:30



Keynote Lecture KL-027

Title: OUTCOMES AND QUALITY OF LIFE RESEARCH IN OTOLARYNGOLOGY-HEAD & NECK SURGERY
Time: 14:30–15:00
Chair: Patrick Bradley (United Kingdom)
Lecturer: Michael Stewart (United States)

Free Papers FP-013

Topic: RHINOLOGY / ALLERGY
Time: 15:00–16:30

Chair: Komínek P., Soares M. T.

ENDOSCOPIC DACRYOCYSTORHINOSTOMY WITH AND WITHOUT SILICONE INTUBATION: 4 YEARS RETROSPECTIVE STUDY

Dehgani Mobaraki P., Longari F., Ricci M. A., Lapenna R., Cagini C., Ricci G. (Italy)

LACRIMAL SAC DACRYOLITH: A PREDICTIVE FACTOR FOR SUCCESSFUL ENDONASAL DACRYOCYSTORHINOSTOMY?

Komínek P., Cervenka S., Zelenik K., Horacek J., Matousek P. (Czech Republic)

PRELIMINARY RESULTS OF NUVENT – SINUS DILATION SYSTEM WITH NAVIGATION- 7 CASES

Mickielewicz A., Gwizdalska I., Lazecka K., Witkowska E., Osmolski R., Dabrowska-Bien J., Skarzynski H. (Poland)

SURGICAL TREATMENT OF PERFORATED MAXILLARY SINUSITIS AND PLASTIC OF OROANTRAL FISTULA VASCULARIZED SUBEPITHELIAL GRAFT IN PATIENTS WITH HEMOPHILIA

Shchipskiy A. V., Shcinkevich D. S., Sadykova N. V. (Russian Federation)

SINUS CATHETER YAMIK IN TREATMENT RHINOSINUSITIS IN CHILDREN

Shilenkov K. A., Shilenkova V. V. (Russian Federation)

FRONTAL SINUS BALLOON SINUPLASTY: RESULTS OF A DISTRICT HOSPITAL'S EXPERIENCE

Soares M. T., Barbosa L., Guimarães A., Henriques P., Freire F. (Portugal)

A CLINICAL STUDY OF ODONTOGENIC MAXILLARY SINUSITIS

Takeda M., Mori E., Onoue K., Hatano A., Iimura J., Otori N., Kojima H. (Japan)

AIR REFLUX IN ENDOSCOPIC DACRYOCYSTORHINOSTOMY: OUR EXPERIENCE

Tonuzi O., Tonuzi A., Voka B., Rakipi B. (Albania)

A CLASSIFICATION OF ENDOSCOPIC TRANSMAXILLARY APPROACHES: A CADAVERIC AND RADIOLOGIC STUDY

Schreiber A., Mattavelli D., Ferrari M., Lancini D., Bolzoni Villaret A., Belotti F., Doglietto F., Ravanelli M., Maroldi R., Rodella L. F., Nicolai P. (Italy)

WHAT ANTIBIOTICS SHOULD WE ADMINISTER FOR PAEDIATRIC ORBITAL CELLULITIS? A NATIONAL SURVEY OF HOSPITALS IN THE UNITED KINGDOM

Mahalingam S., Limb C., Srinivasan R., Riley P., Khemani S. (United Kingdom)

Coffee Break

Time: 16:30–17:00

Instructional Course IC-028

Title: HOW TO DESIGN AND PUBLISH A RESEARCH PROJECT
Time: 17:00–17:45

Chair: Michael Stewart (United States)



Monday, June 8, 2015

Terrace I

Instructional Course IC-013

Title: OSSICULOPLASTY WHY BOTHER?
Time: 08:00–08:45

Chair: Christopher Aldren (United Kingdom)

Break

Time: 08:45–09:00

Round Table RT-012

Title: MENINGITIS AND HEARING LOSS – CLINICAL FINDINGS AND EXPERIMENTAL INTERVENTION
Time: 09:00–10:30

Moderator: Per Cayé-Thomasen (Denmark)
Panelists: Sebastian Cozma (Romania)
Constantino Morera (Spain)
Kazimierz Niemczyk (Poland)
Karl Bernd Hüttenbrink (Germany)

Coffee Break

Time: 10:30–11:00

Keynote Lecture KL-012

Title: SURGICAL TONGUE BASE MANAGEMENT IN OSAS: TRANSLATION, RESECTION OR STIMULATION?
Time: 11:00–11:30

Chair: Jan Klozar (Czech Republic)
Lecturer: Frederic Chabolle (France)

Round Table RT-026

Title: INNOVATIVE THERAPIES FOR OBSTRUCTIVE SLEEP APNEA (AAO-HNS Session)
Time: 11:30–13:00

Moderator: Maria Suurna (United States)
Panelists: Nicolas Busaba (United States)
Graciela Pepe (Argentina)
Ashutosh Kacker (United States)
Vaclav Pavelec (Czech Republic)

Lunch Break

Time: 13:00–14:30



Keynote Lecture KL-028

Title: PATHOPHYSIOLOGY OF OBSTRUCTIVE SLEEP APNEA – IMPAIRED ANATOMY AND FUNCTION!
Time: 14:30–15:00

Chair: Karl Hörmann (Germany)
Lecturer: Joachim T. Maurer (Germany)

Free Papers FP-014

Topic: SLEEP MEDICINE
Time: 15:00–16:30

Chair: Krespi Y. P., Kuchar M.

SOFT PALATE SHORTENING AND STIFFENING. A NOVEL, SIMPLE OUTPATIENT PROCEDURE FOR SNORING AND MILD OSA

Krespi Y. P., Volpi D. (United States)

SUSPENSION SUTURE PALATOPHARYNGOPLASTY SSPP: A NEW SURGICAL TECHNIQUE IN OSA MANAGEMENT

Bahgat Y. S., Bahgat A. Y., Bahgat M. Y. (Egypt)

FUNCTIONAL EXPANSION PHARYNGOPLASTY (FEP) AS ISOLATED TREATMENT OF OSAHS: 5 YEARS' EXPERIENCE

Gobbi R., Fernandez I. J., Di Emidio B., Piccin O., Sorrenti G. (Italy)

THE TREATMENT OF SNORING BY RADIOFREQUENCY ASSISTED UVULOPALATOPLASTY. RESULTS AFTER ONE SESSION PROTOCOL. A PROSPECTIVE, LONGITUDINAL, NON-RANDOMIZED STUDY

Chiesa Estomba C. M., Rivera Schmitz T., Ossa Echeverri C. C., Betances Reinoso F. A., Osorio Velasquez A., Fariña Conde J., Alonso Parraga D. (Spain)

ORAL APPLIANCE IS EFFECTIVE ALSO IN OSA PATIENTS WITH MAINLY RESPIRATORY AROUSALS

Nerfeldt P., Friberg D. (Sweden)

Coffee Break

Time: 16:30–17:00

Instructional Course IC-029

Title: AN OBJECTIVE OUTCOMES-BASED APPROACH TO SLEEP SURGERY DIAGNOSTICS AND DRUG-INDUCED SEDATION ENDOSCOPY

Time: 17:00–17:45

Chair: Reza Nouraei (United Kingdom)
Co-instructor: Bhik Kotecha (United Kingdom)



Monday, June 8, 2015

Terrace II

Instructional Course IC-014

Title: HIGH DEFINITION LARYNGOLOGY
Time: 08:00–08:45

Chair: James Thomas (United States)

Break

Time: 08:45–09:00

Round Table RT-013

Title: HIGH-RISK CONSEQUENCES OF LOW-RISK HPV INFECTION: RECURRENT RESPIRATORY PAPILOMATOSIS
Time: 09:00–10:30

Moderator: Magdalena Chirilă (Romania)
Panelists: Georges Lawson (Belgium)
Leena-Majja Aaltonen (Finland)
Irena Hocevar-Boltezar (Slovenia)
Gábor Katona (Hungary)

Coffee Break

Time: 10:30–11:00

Keynote Lecture KL-013

Title: EXERCISE INDUCED LARYNGEAL OBSTRUCTION
Time: 11:00–11:30

Chair: Magdalena Chirila (Romania)
Lecturer: John-Helge Heimdal (Norway)

Round Table RT-027

Title: SURGICAL PRESERVATION OF LARYNGEAL FUNCTIONS IN HEAD AND NECK CANCER
Time: 11:30–13:00

Moderator: Javier Gavilán (Spain)
Panelists: Alejandro Castro (Spain)
Patrick Bradley (United Kingdom)
J. Alexander Sistiaga Suárez (Spain)
Georges Lawson (Belgium)

Lunch Break

Time: 13:00–14:30



Keynote Lecture KL-029

Title: SPASMODIC DYSPHONIA (EVALUATION & MANAGEMENT)

Time: 14:30–15:00

Chair: Peter Tass (Germany)

Lecturer: Ricardo Serrano (Argentina)

Free Papers FP-015

Topic: PHONIATRICS

Time: 15:00–16:30

Chair: Giovanni A., Sheikhy A. R.

INFLUENCE OF EXTRAESOPHAGEAL REFLUX ON THE OCCURRENCE OF VOICE PROSTHESIS COMPLICATIONS AND VOICE QUALITY

Danic Hadzibegovic A., Danic D. (Croatia)

EVALUATION OF THE VOICE APPARATUS FOR CHILDREN AND TEENAGERS WITH ENHANCED VOICE STRESS

Toguzbayeva D. E., Taukeleva S. A., Sagyndykova N. S. (Kazakhstan)

AERODYNAMICS OF VOCAL EFFORT. A PRELIMINAR STUDY WITH AERODYNAMIC MEASUREMENTS DURING PRODUCTION OF CONSONANTS

Giovanni A., El Hajj A., Legou T., Fakhry N. (France)

THE VOICE PROBLEMS OF VOCALISTS AND THE SITUATIONS BEHIND: A PILOT STUDY

Vurma A., Kalling K. (Estonia)

THE INFLUENCE OF EARLY COCHLEAR IMPLANTATION ON THE LANGUAGE OUTCOMES OF EGYPTIAN ARABIC SPEAKING CHILDREN WITH BILATERAL SEVERE-PROFOUND SNHL

Sheikhy A. R., Shahin E. A., El Shennawy A. M., El Tahawy A. M. (Egypt)

VOICE CLINIC AUDIT: EVIDENCE OF CURRENT MANAGEMENT IN A LONDON HOSPITAL

Koukoulis A., Nair M., Bhattacharyya A. A. (United Kingdom)

CLINICAL ASSESSMENT OF A NEW HANDS-FREE SPEAKING VALVE FOR VOICE AND PULMONARY REHABILITATION AFTER TOTAL LARYNGECTOMY: PROVOX FREEHANDS FLEXIVOICE

Lansaat L., de Kleijn B. J., van der Laan B. F., Hilgers F. J., van den Brekel M. W. (Netherlands)

LARYNGEAL MOTILITY ALTERATIONS AND SLEEP BREATHING DISORDERS IN EPILEPTIC PATIENTS TREATED WITH VAGUS NERVE STIMULATION

Saibene A. M., Pipolo C., Zambrelli E. O., Maccari A., Chiesa V., Furia F., Felisati G. (Italy)

SIZE MATTERS – OR THE IMPACT OF VOCAL FOLD ELONGATION ON VOICE PITCH DEPENDING ON THREE CRICO-THYROIDAL JOINT TYPES ASSESSED BY HRCT

Unteregger F., Potthast S., Zwicky S., Storck C. (Switzerland)

Coffee Break

Time: 16:30–17:00

Instructional Course IC-030

Title: FEES (FIBEROPTIC ENDOSCOPIC EVALUATION OF SWALLOWING): NEW APPROACHES TO THE EVALUATION OF SWALLOWING AND TO THE UPPER AERO-DIGESTIVE TRACT FUNCTIONS

Time: 17:00–17:45

Chairs: Daniele Farneti (Italy), Ayatallah Sheikhy (Egypt)



Monday, June 8, 2015

Club B

Instructional Course IC-015

Title: FACIAL ARTERY MYO-MUCOSAL FLAP (FAMM-FLAP) FOR FLOOR OF MOUTH AND TONGUE RECONSTRUCTION

Time: 08:00–08:45

Chair: Balazs B. Lörincz (Germany)

Break

Time: 08:45–09:00

Round Table RT-014

Title: FILLERS AND BOTULINUM TOXINS IN FACIAL PLASTIC SURGERY

Time: 09:00–10:30

Moderators: Alwyn D'Souza (United Kingdom)

Jose Carlos Neves (Portugal)

Panelists: Özcan Çakmak (Turkey)

Holger G. Gassner (Germany)

Abel-Jan Tasman (Switzerland)

Coffee Break

Time: 10:30–11:00

Keynote Lecture KL-014

Title: USE OF BOTULINUM TOXIN IN OTOLARYNGOLOGY AND HEAD AND NECK SURGERY

Time: 11:00–11:30

Chair: Holger G. Gassner (Germany)

Lecturer: Alwyn D'Souza (United Kingdom)

Round Table RT-028

Title: PITFALLS IN OSTEOTOMIES

Time: 11:30–13:00

Moderator: Dirk Jan Menger (The Netherlands)

Panelists: Munish Shandilya (Ireland)

Michal Krawczynski (Poland)

Tim Woolford (United Kingdom)

Lunch Break

Time: 13:00–14:30



Keynote Lecture KL-030

Title: NASAL RECONSTRUCTION

Time: 14:30–15:00

Chair: Dirk Jan Menger (The Netherlands)

Lecturer: Holger G. Gassner (Germany)

Free Papers FP-016

Topic: FACIAL PLASTIC AND RECONSTRUCTIVE SURGERY

Time: 15:00–16:30

Chair: Suharschi I., Renkonen S.

SOFT TISSUE INJURIES OF FACE: DOES SCARS MEAN A LOT?

Acharya S. (Nepal)

OTOPLASTY, OUR MODIFICATION, OUR RESULTS

Kavaric P., Ljubic V., Boljevic T., Micevic I. (Montenegro)

OUTCOMES OF MICROVASCULAR RECONSTRUCTION OF THE HYPOPHARYNX FOLLOWING PHARYNGOLARYNGECTOMY

López F., Costales M., Rivas F., García F., Fueyo Á., Camporro Á., Llorente J. (Spain)

COMPREHENSIVE REHABILITATION OF PATIENTS UNDERGOING SURGERY FOR TUMORS OF THE MAXILLOFACIAL AREA WITH DAMAGE OF FACIAL NERVE

Polyakov A. P., Ratushni M. V., Matorin O. V., Sevrukov F. E., Filushin M. M., Vasiliev V. N., Rebrikova I. V., Panaseykin Y. A., Babaskina N. V. (Russian Federation)

RECONSTRUCTION OF FACIAL NERVE AFTER RADICAL PAROTIDECTOMY

Renkonen S., Sayed F., Keski-Säntti H., Ylä-Kotola T., Bäck L., Suominen S., Kanerva M., Mäkitie A. A. (Finland)

CALF PERFORATOR FLAPS – FIRST CHOICE FOR ORAL CAVITY SOFT TISSUE RECONSTRUCTION?

Singh R. P., Pease N., Davis A., Cascarini L., Townley W. A. (United Kingdom)

COMBINED MUSTARDÉ AND FURNAS TYPE OTOPLASTY: THE EXPERIENCE OF 85 PATIENTS

Songu M. (Turkey)

COMPUTER ASSISTED TECHNOLOGIES IN TREATMENT OF PATIENTS WITH ANOTIA AT SURGICAL AND PROSTHETIC STAGES WITH IMPLANT ANCHORED PROsthESIS

Suharschi I., Chkadua T., Arsenidze A., Cholokava T. (Moldova)

DEFINITION AND VALIDATION OF AN ANALYTICAL SCALE OF THE NASAL DEFORMATIONS IN RHINOPLASTY

Michel J., Radulesco T., Achache M., Thomassin J. M., Dessi P. (France)

Coffee Break

Time: 16:30–17:00

Instructional Course IC-031

Title: SURGICAL PREPARATION FOR MID-FACE PROSTHETICAL RECONSTRUCTION

Time: 17:00–17:45

Chair: Vincent Vander Poorten (Belgium)



Monday, June 8, 2015

Club D

Instructional Course IC-016

Title: THE ENDOSCOPIC APPROACH TO ORBITAL COMPLICATIONS SECONDARY TO RHINOSINUSITIS

Time: 08:00–08:45

Chair: Ephraim Eviatar (Israel)

Co-instructor: Haim Gavriel (Israel)

Break

Time: 08:45–09:00

Round Table RT-015

Title: ALLERGIC RHINITIS (Balkan Society of ORL & HNS Session)

Time: 09:00–10:30

Moderator: Vasileios Danielides (Greece)

Panelists: Jasminka Alagić-Smeilbegović (Bosnia and Herzegovina)

Cigdem Kalaycik-Ertugay (Turkey)

Georghe Muhlfoy (Romania)

Vladan Knezevic (Montenegro)

Mustafa Kemal Adali (Turkey)

Michael Katotomichelakis (Greece)

Coffee Break

Time: 10:30–11:00

Keynote Lecture KL-015

Title: ESTROGEN AND HEARING. IS THE FEMALE SEX STEROID ESTROGEN THE KEY TO PRESERVED HEARING IN THE AGING HUMAN?

Time: 11:00–11:30

Chair: Vasileios Danielides (Greece)

Lecturer: Malou Hultcrantz (Sweden)

Round Table RT-029

Title: EPISTAXIS

Time: 11:30–13:00

Moderator: Brian Bingham (United Kingdom)

Panelists: Jannis Constantinidis (Greece)

Andrew Swift (United Kingdom)

Tanja Hildenbrand (Germany)

Martyn Barnes (United Kingdom)

Lunch Break

Time: 13:00–14:30



Keynote Lecture KL-031

Title: FROM ODONTOGENIC SINUSITIS TO SINONASAL COMPLICATIONS OF DENTAL DISEASE OR TREATMENT: A CHANGE OF PERSPECTIVE IN DIAGNOSIS AND TREATMENT
Time: 14:30–15:00
Chair: Brian Bingham (United Kingdom)
Lecturer: Giovanni Felisati (Italy)

Free Papers FP-017

Topic: RHINOLOGY / ALLERGY – CHRONIC RHINOSINUSITIS
Time: 15:00–16:30

Chair: Cabral R. M., Escabasse V.

FACTORS PREDICTING SUCCESS AND SURGICAL RESULTS IN CHRONIC RHINOSINUSITIS

Cabral R. M., Donato M., Santos R., Cruz F., Escada P. (Portugal)

CHRONIC RHINOSINUSITIS IS ASSOCIATED WITH INCREASED PROTEIN EXPRESSION OF A7NACHR: THE INTRANASAL CHOLINERGIC ANTI-INFLAMMATORY HYPOTHESIS

Cerejeira R., Fernandes S., Moura C. P. (Portugal)

DIAGNOSING RHINOSINUSITIS: THE VALUE OF CLINIC CRITERIA VERSUS IMAGIOLOGIC FINDINGS USING THE LUND-MCKAY SCORE

Decq Mota S. T., Boavida M., Adónis C., Freire F. (Portugal)

CHRONIC OTITIS MEDIA WITH EFFUSION IN CHRONIC RHINOSINUSITIS WITH NASAL POLYPOSIS: A PROSPECTIVE STUDY

Escabasse V., Daval M., Coste A. (France)

INTRANASAL CORTICOSTEROID (INCS) IN CHRONIC RHINOSINUSITIS WITHOUT NASAL POLYPS (CRSSNP): IS THERE A DIFFERENCE BETWEEN THE SPRAYS?

Kumar S., Bird J., Thurley N., Moorthy R. (United Kingdom)

MODIFIED ENDOSCOPIC LOthrop PROCEDURE IN TREATMENT OF CHRONIC FRONTAL SINUSITIS

Gwizdalska I., Miecikiewicz A., Stepien A., Witkowska E., Skarzynski P.H., Skarzynski H. (Poland)

MIXED TH1 / TH17 INFLAMMATION IN CHRONIC RHINOSINUSITIS WITH NASAL POLYPS AND CD8+ INFLAMMATION IN CHRONIC RHINOSINUSITIS WITHOUT NASAL POLYPS – A FLOW CYTOMETRIC STUDY

Soklic Kosak T., Silar M., Kern I., Hocevar Boltezar I., Korosec P. (Slovenia)

HISTOLOGIC PATTERN OF NASAL MUCOSA OF INFERIOR TURBINATE AND ANTERIOR ETHMOIDAL CELLS FOR PATIENTS WITH A CHRONICALLY NASAL OBSTRUCTION AND POSTNASAL DRIP SYNDROME

Taran M., Bereznyk V. (Ukraine)

EXPRESION OF ARGINASE I AND II IN CHRONIC RHINOSINUSITIS

Vlad D., Trombitas V., Albu S. (Romania)

RHINITIS AND ALLERGY IN ATHLETES

Walker A. C., Surda P., Campbell E., Little S. A. (United Kingdom)

Coffee Break

Time: 16:30–17:00


Instructional Course IC-032

Title: RHINOGENIC HEADACHE: A MULTIDISCIPLINARY APPROACH
Time: 17:00–17:45

Chair: Navid Ahmady Roozbahany (Iran)
Co-instructor: Semiramis Nasri (Iran)



Tuesday, June 9, 2015

Time	Meeting Hall I	Panorama Hall	Small Hall	Forum Hall	Meeting Hall IV	Meeting Hall V	North Hall	Club A
	OTO/PHON	HN	RHINO	HN/LAR/ RHINO	LAR/HN	OTO	RHINO/MISC/ PLAST	OTO/RHINO/ LAR
08:00–08:45 IC	IC-033 Plaza Current Diagnosis and Treatment of Sudden Sensorineural Hearing Loss: Towards a European Consensus	IC-034 Pitkin An Overview of Medullary Thyroid Carcinoma	IC-067 Rozsasi Aspirin- Exacerbated Respiratory Disease (AERD): ASA Challenge, Desensitization, and Differential Diagnosis of Nasal Hypersensitivity	IC-036 Sandhu Management of Adult Laryngotracheal Stenosis	IC-037 Remacle CO ₂ Laser Assisted-Surgery: From the Straight Beam to the Wave Guide	IC-038 Moffat Intact Canal Wall Tympanomas- toideotomy for Cholesteatoma: Technical Tips Traps Pitfalls and Results	IC-039 Thakar Minimizing Surgical Recurrences in Juvenile Angiofibroma	IC-040 Cousins The Management of Paragangliomas of the Ear and Neck
08:45–09:00	BREAK	BREAK	BREAK	BREAK	BREAK	BREAK	BREAK	BREAK
09:00–10:30 RT	RT-031 O'Donoghue Cochlear Implant: New Indications Including Single- Sided Deafness, High Frequency Deafness, Border- Line Cases (Implantable Hearing Device Versus Cochlear Implant)	RT-032 Zafereo Differences in National Thyroid Nodule and Thyroid Cancer Guidelines Among Countries in Europe and North America 	RT-033 Bernal- Sprekelsen Juvenile Nasopharyngeal Angiofibroma	KL-101 Bellussi Immunothera- pies of Allergic Rhinitis BREAK	RT-034 Eckel Are We Agreed on the Management of Advanced Laryngeal Cancer? Clinical case presentation and discussion.	RT-035 Tarabichi Use of Endoscopes in Ear Surgery	RT-036 Leunig Balloon Sinuplasty – Pros and Cons	RT-037 Djerić Orogenic Complications a Persisting Problem
10:30–11:00	COFFEE BREAK	COFFEE BREAK	COFFEE BREAK	COFFEE BREAK	COFFEE BREAK	COFFEE BREAK	COFFEE BREAK	COFFEE BREAK
11:00–11:30 KL	KL-032 Fraysse Extending Indication of Cochlear Implant in Severe Hearing Loss and Single Side Deafness 	KL-033 Shah Challenging the Established Traditions in the Management of Thyroid Cancer 	KL-034 Sinolai Sinonasal Malignancies: From Diagnosis to Treatment	KL-035 Uloza Long-Distance Communication Between Laryngeal Carcinoma Cells	KL-036 Lapotko Unresectable and Resistant Head and Neck Cancer: Can We Explode It?	KL-037 Walther Update of Information on Vertigo 	KL-038 Bingham Patient Communication for the ENT Surgeon in the 21 st Century (or How to Avoid Complaints)	KL-039 Skarzynski Hearing Preservation in Partial Deafness Treatment with New Classification System
11:30–13:00 RT	RT-046 Saunders Next Generation Inner Ear Pharmacology: Emerging Modalities and Clinical Applications 	RT-047 Zafereo Controversies and Challenges in the Management of Thyroid Cancer 	RT-048 Battaglia Inverted Papilloma	RT-049 von Buchwald & Klozar HPV in Oropharyngeal Cancer	RT-050 Peretti Transoral Laser Microsurgery for T3 Glottic and Supraglottic Laryngeal Cancers: When, How, and When Not	RT-051 Lewis Update on Vestibular Prosthetics 	RT-052 Uddin Surgical Pitfalls of Medial Orbital Wall Disease (Multidisciplinary Approach)	RT-053 Herman Expanded Endoscopic (No Malignancy)
13:00–14:30	INDUSTRY SPONSORED SYMPOSIUM	INDUSTRY SPONSORED SYMPOSIUM	INDUSTRY SPONSORED SYMPOSIUM	LUNCH BREAK	INDUSTRY SPONSORED SYMPOSIUM	LUNCH BREAK	LUNCH BREAK	LUNCH BREAK
14:30–15:00 KL	KL-048 Gavilán Technology Update of Hearing Implants	KL-049 Shaha Overdiagnosis and Overtreatment of Thyroid Cancer	KL-050 Turri-Zanoni & Lombardi Sinonasal Mucosal Melanoma: Where Do We Stand?	KL-051 Bradley Hypopharyngeal Cancer – Cure or Palliation!	KL-052 Wierzbicka T2–T3 Glottic Cancer Treatment – Laser CO ₂ or Open Partial Horizontal Laryngectomy	KL-053 Lewis How Does the Brain Compensate for Aging of the Peripheral Vestibular System	KL-054 Barnes Training in ORL – The Potential of 3D	KL-055 Lehnerdt An Update on Treatment Options for the Impaired Middle Ear Ventilation
15:00–16:30 FP	FP-018 OTO	FP-019 HN	FP-020 RHINO	FP-021 HN	FP-022 LAR	FP-023 OTO	FP-024 MISC	FP-025 RHINO
16:30–17:00	COFFEE BREAK	COFFEE BREAK	COFFEE BREAK	COFFEE BREAK	COFFEE BREAK	COFFEE BREAK	COFFEE BREAK	COFFEE BREAK
17:00–17:45 IC	IC-049 Lassaletta Is Bone Conduction Threshold the Main Issue When Deciding Between Bone Conduction and Middle Ear Implants? Tips and Tricks for the Bonebridge and Soundbridge Surgeries	IC-050 Tac Robotic and Endoscopic Thyroidectomy by GUA/GUAB or Postauricular Facelift Approach	IC-051 Baudoin Navigated Endoscopic Sinus Surgery (NESS) or How to Use Navigation System in Basic ESS	IC-052 Piazza Tracheal and Crico-Tracheal Resection and Anastomosis for Tumors of the Crico-Tracheal Junction	IC-053 Breda Transoral Laser Microsurgery (TLM) for Laryngeal and Hypopharyngeal Cancer – How and Why	IC-054 Kanemaru Regeneration of the Tympanic Membrane	IC-055 Sellari Franceschini Orbital Decompression	IC-056 Giovanni Decision Algorithm for Treatment of Glottic Cancer Involving Anterior Commissar

IC – Instructional Course, RT – Round Table, KL – Keynote Lecture, FP – Free Papers

 OTO
  RHINO
  LAR
  HN
  PLAST
  PED
  SLEEP
  PHON
  MISC

 AAO-HNS Session



(Last update on May 14, 2015)

Club E	Club H	Chamber Hall	Small Theatre	Terrace I	Terrace II	Club B	Club D	Time
OTO/MISC/LAR	PLAST	PED/HN	LAR/PHON	OTO/PED/SLEEP	PHON/LAR	PLAST/PED	RHINO/HN/ PLAST/LAR	
IC-041 Mostafa Radiology of the Lateral Skull Base: A Surgeon's Perspective	IC-042 Apaydin Crooked Nose	IC-043 Myer III Complications of Adenotonsillec- tomy in Children	IC-044 Handa Laryngeal Framework Surgery – Tips and Tricks	IC-045 Ulug All Facial Decom- pression Tech- niques: Middle Cranial Fossa, Transmastoid Ex- tralabyrinthine, and Zygomatic Root Approaches	IC-046 Saba Management of Each Tinnitus Patient	IC-047 Pinto Primary Rhinoseptoplasty: an Overall Approach to Nasal Deformities in Cleft Lip and Palate Patients	IC-048 Bachmann- Harildstad Treatment of Chronic Frontal Rhinosinusitis with Balloon Sinuplasty, Endoscopic Surgery and Obliteration	08:00–08:45 IC
BREAK	BREAK	BREAK	BREAK	BREAK	BREAK	BREAK	BREAK	08:45–09:00
RT-038 Kunst & Tran Ba Huy New Frontiers in Skull Base Surgery (European Skull Base Society Session)	RT-039 Palma Revision Rhinoplasty	RT-040 Dauman CORLAS Session	RT-041 Desuter Dysphagia Surgeries: State of the Art	RT-042 Özgirgin Middle Ear Ventilation (EAONO Session)	RT-043 Hantzakos Phonosurgery Revisited: Past, Present and Future Trends	RT-044 Çakmak Facelift: Which Technique, Why?	RT-045 Georgalas Frontal Sinus	09:00–10:30 RT
COFFEE BREAK	COFFEE BREAK	COFFEE BREAK	COFFEE BREAK	COFFEE BREAK	COFFEE BREAK	COFFEE BREAK	COFFEE BREAK	10:30–11:00
KL-040 Castelnuovo Comprehensive Approaches to the Orbit	KL-041 Sousa Vieira Bilateral Septal- Nasal Flap for the Repair of Large Septal Perforations	KL-042 Bailey Risk Management in Paediatric Airway Surgery	KL-043 Dikkers Recurrent Respiratory Papillomatosis	KL-044 Trabalzini Vestibular Schwannoma: 25 Years of Experience. What Did We Learn	KL-045 Giovanni Glottis Aerodynamics for Phonosurgeons	KL-046 Menger Rhinoplasty in Children, Indications and Limitations	KL-047 Dedivitis Pharyngocutan- eous Fistula After Total Laryngec- tomy: A Systematic Review	11:00–11:30 KL
RT-054 Verhaert Acoustic Implants	RT-055 Apaydin Which Grafts Do You Prefer in Rhinoplasty?	RT-056 Bhatt Nasal Endoscopy in Pediatric ORL	RT-057 Remacle Surgery for Voice Feminization: Pros and Cons of 3 Possible Procedures	RT-058 Keilmann Recognizing Hunter Syndrome: Are Paediatric Otolaryngologists the Key to Early Diagnosis?	RT-059 Hagen EGFL – Treatment Options in Bilateral Recurrent Laryngeal Nerve Palsy: From Surgical Widening to Reinnervation, Tissue Engineering and Pace Making	RT-060 Gassner Reconstruction of Facial Defects after Skin Cancer Removal	RT-061 Lund Hereditary Hemorrhagic Teleangiectasia	11:30–13:00 RT
LUNCH BREAK	LUNCH BREAK	LUNCH BREAK	LUNCH BREAK	LUNCH BREAK	LUNCH BREAK	LUNCH BREAK	LUNCH BREAK	13:00–14:30
KL-056 Behr Auditory Brainstem Implant	KL-057 Palma Creating Beautiful Nasal Profiles. Getting Inspired by Mucha's Aesthetics.	KL-058 Colletti Diagnosis and Treatment of Vascular Malformations of the Head and Neck	KL-059 Remacle Thyroplasties According to Issihiki: From I to IV	KL-060 Passali OSAS and Metabolic Disorders: The Role of the ENT Specialist	KL-061 Al-Hussaini A Contemporary Evidence Based Approach to the Management of Dysphagia	KL-062 Çakmak Blepharoplasty: Pearls to Prevent Complications	KL-063 Fliss The Surgical Management of Parapharyngeal Space Lesions	14:30–15:00 KL
FP-026 OTO	FP-027 PLAST	FP-028 PED	FP-029 LAR	FP-030 PED	FP-031 PHON	FP-032 PLAST	FP-033 PLAST	15:00–16:30 FP
COFFEE BREAK	COFFEE BREAK	COFFEE BREAK	COFFEE BREAK	COFFEE BREAK	COFFEE BREAK	COFFEE BREAK	COFFEE BREAK	16:30–17:00
IC-057 Yilmaz Arytenoidectomy for Bilateral Vocal Fold Paralysis	IC-058 Gassner An Algorithmic Approach to Facial Reanimation	IC-059 Ramadan Surgical Options for Pediatric Chronic Rhinosinusitis after Medical Therapy Failure	IC-060 Kocak Laser Glottoplasty for a Feminine Voice Quality	IC-061 Cayé-Thomasen The Natural History of Vestibular Schwannoma Growth and Hearing – An Update on More Than 1000 Observed Patients in the World's Largest Database in Copenhagen	IC-062 Campos Understanding Reflux and Its Relationship with Laryngeal Disease	IC-063 Sičák Open Septorhinoplasty	IC-064 Wolf Reconstruction of Stenosis of the Laryngo-Tracheal Segment	17:00–17:45 IC

Sunday, June 7, 2015

Monday, June 8, 2015

Tuesday, June 9, 2015

Wednesday, June 10, 2015

Thursday, June 11, 2015



Tuesday, June 9, 2015

Meeting Hall I

Instructional Course IC-033

Title: CURRENT DIAGNOSIS AND TREATMENT OF SUDDEN SENSORINEURAL HEARING LOSS: TOWARDS A EUROPEAN CONSENSUS

Time: 08:00–08:45

Chair: Guillermo Plaza (Spain)

Co-instructors: Jose Ramón García-Berrocal (Spain), Roberto Filipo (Italy)

Break

Time: 08:45–09:00

Round Table RT-031

Title: COCHLEAR IMPLANT: NEW INDICATIONS INCLUDING SINGLE-SIDED DEAFNESS, HIGH FREQUENCY DEAFNESS, BORDER-LINE CASES (IMPLANTABLE HEARING DEVICE VERSUS COCHLEAR IMPLANT)

Time: 09:00–10:30

Moderator: Gerry O'Donoghue (United Kingdom)

Panelists: Ossama Hamid (Egypt)

Antje Aschendorff (Germany)

Wilko Grolman (The Netherlands)

Manuel Manrique (Spain)

Coffee Break

Time: 10:30–11:00

Keynote Lecture KL-032

Title: EXTENDING INDICATION OF COCHLEAR IMPLANT IN SEVERE HEARING LOSS AND SINGLE SIDE DEAFNESS

Time: 11:00–11:30

Chair: Gerry O'Donoghue (United Kingdom)

Lecturer: Bernard Fraysse (France)

Round Table RT-046

Title: NEXT GENERATION INNER EAR PHARMACOLOGY: EMERGING MODALITIES AND CLINICAL APPLICATIONS (AAO-HNS Session)

Time: 11:30–13:00

Moderator: James Saunders (United States)

Panelists: Adrien Eshraghi (United States)

Michael Hoffer (United States)

Stefan Plontke (Germany)

Industry Sponsored Symposium

Title: AROUND THE TUBE
OPTIMIZE WOUND HEALING AFTER SINONASAL SURGERY
(see page 202)

Time: 13:00–14:30

Lunch Break

Time: 13:00–14:30



Keynote Lecture KL-048

Title: TECHNOLOGY UPDATE OF HEARING IMPLANTS

Time: 14:30–15:00

Chair: Jan Plzák (Czech Republic)

Lecturer: Javier Gavilán (Spain)

Free Papers FP-018

Topic: OTOLOGY / NEUROTOLOGY – CHOLESTEATOMA

Time: 15:00–16:30

Chair: Chrobok V., Leichtle A.

CLINICAL PARAMETERS AS PREDICTORS FOR LATERAL SEMICIRCULAR CANAL FISTULA APPEARANCE IN DIFFERENT TYPES OF CHRONIC OTITIS

Jesic S. D. (Serbia)

SURGICAL TREATMENT OF CONGENITAL CHOLESTEATOMA

Arsovic N. A., Dudvarski Z. R., Bukurov B. M. (Serbia)

MOIST MASTOID CAVITY AFTER CANAL WALL DOWN MASTOIDECTOMY

Chrobok V., Cerny M., Dedkova J. (Czech Republic)

INNATE IMMUNE RECEPTORS IN CHOLESTEATOMA

Leichtle A., Daerr M., Sudhoff H., Bruchhage K. L., Wollenberg B. (Germany)

FUNCTIONAL RESULTS OF TYMPANOPLASTY WITH PARTIAL MASTOID OBLITERATION DUE TO CHOLESTEATOMA. PROGNOSTIC FACTORS

Maniu A., Necula V., Cosgarea M. (Romania)

RESULTS OF ATTIC RECONSTRUCTION OR ATTIC AND MASTOID OBLITERATION FOR PATIENTS WITH CHOLESTEATOMA

Spremo S., Travar D., Spiric S., Spiric P., Vranjes D., Aleksic A., Gnjatic M. (Bosnia and Herzegovina)

A NEW TECHNIQUE: CANAL WALL RECONSTRUCTION AND MASTOID OBLITERATION WITH COMPOSITE MULTI-FRACTURED OSTEOPERIOSTEAL FLAP (UÇAR FLAP)

Uçar C. (Turkey)

THE ROLE OF SUBTOTAL PETROSECTOMY IN DIFFICULT CASES OF CHRONIC OTITIS MEDIA AND COCHLEAR IMPLANTS: THE GRUPPO OTOLOGICO'S EXPERIENCE

Roustan V., Falcioni M., Piccirillo E., Lauda L., Russo A., Sanna M. (Italy)

Coffee Break

Time: 16:30–17:00

Instructional Course IC-049

Title: IS BONE CONDUCTION THRESHOLD THE MAIN ISSUE WHEN DECIDING BETWEEN BONE CONDUCTION AND MIDDLE EAR IMPLANTS? TIPS AND TRICKS FOR THE BONEBRIDGE AND SOUNDBRIDGE SURGERIES

Time: 17:00–17:45

Chair: Luis Lassaletta (Spain)

Co-instructor: Javier Gavilán (Spain)



Tuesday, June 9, 2015

Panorama Hall

Instructional Course IC-034

Title: AN OVERVIEW OF MEDULLARY THYROID CARCINOMA
Time: 08:00–08:45

Chair: Lisa Pitkin (United Kingdom)

Break

Time: 08:45–09:00

Round Table RT-032

Title: DIFFERENCES IN NATIONAL THYROID NODULE AND THYROID CANCER GUIDELINES AMONG COUNTRIES IN EUROPE AND NORTH AMERICA (AAO-HNS Session)
Time: 09:00–10:30

Moderator: Mark Zafereo (United States)
Panelists: John Watkinson (United Kingdom)
Jan Plzák (Czech Republic)
Guido Fadda (Italy)
Petr Vlček (Czech Republic)

Coffee Break

Time: 10:30–11:00

Keynote Lecture KL-033

Title: CHALLENGING THE ESTABLISHED TRADITIONS IN THE MANAGEMENT OF THYROID CANCER
Time: 11:00–11:30

Chair: Jan Betka (Czech Republic)
Lecturer: Jatin Shah (United States)

Round Table RT-047

Title: CONTROVERSIES AND CHALLENGES IN THE MANAGEMENT OF THYROID CANCER (AAO-HNS Session)
Time: 11:30–13:00

Moderator: Mark Zafereo (United States)
Panelists: Jan Betka (Czech Republic)
Merry Sebelik (United States)
John Watkinson (United Kingdom)
Petr Vlček (Czech Republic)
Guido Fadda (Italy)

Industry Sponsored Symposium

Title: TREATING CANCER EFFICIENTLY; FROM THE OFFICE TO THE OR
(see page 202)
Time: 13:00–14:30

Lunch Break

Time: 13:00–14:30



Keynote Lecture KL-049

Title: OVERDIAGNOSIS AND OVERTREATMENT OF THYROID CANCER

Time: 14:30–15:00

Chair: Jens Peter Klussmann (Germany)

Lecturer: Ashok Shaha (United States)

Free Papers FP-019

Topic: HEAD AND NECK – THYROID, PARATHYROID

Time: 15:00–16:30

Chair: Astl J., Korkmaz M. H.

SURGICAL TREATMENT OF SECONDARY HYPERPARATHYROIDISM

Astl J., Rotnágl J., Kovář D., Fundová P., Betka J., Plzák J., Nártová E., Laštůvka P., Novák Z., Švára F. (Czech Republic)

MINIMALLY INVASIVE VIDEO ASSISTED THYROIDECTOMY FOR PAEDIATRIC THYROID DISEASES (MIVAPT) -PREDICTOR OF SURGICAL OUTCOMES

Basheeth N., Russell J. D., Timon C. V. (Ireland)

STAGED THYROIDECTOMY DOES NOT APPEAR TO ALTER RATES OF BIOCHEMICAL AND RADIOLOGICAL REMISSION IN DIFFERENTIAL THYROID CANCER

Brahmabhatt P., Prabhu V., Moss L., Stechman M. J., Scott-Coombes D. (United Kingdom)

DOES CENTRAL COMPARTMENT NECK DISSECTION INCREASE RATE OF HYPOCALCAEMIA: A MULTICENTRE COHORT STUDY

El-Shunnar S. K., Jolly K., Saunders T., Spinou C., Hughes R., Ahsan S. F. (United Kingdom)

INFLUENCE OF IMAGING AND BIOLOGICAL ASSESSMENT ON THE SUCCESS OF PRIMARY HYPERPARATHYROIDISM SURGERY

Estebe S., Leble S., Carsin B., Carsin A., Jegoux F. (France)

PROGNOSTIC FACTORS IN THYROID CANCER INFILTRATING THE AIRWAY TREATED BY TRACHEAL OR CRICO-TRACHEAL RESECTION AND ANASTOMOSIS

Piazza C., Del Bon F., Barbieri D., Grazioli P., Perotti P., Paderno A., Lombardi D., Nicolai P., Peretti G. (Italy)

INTRAOPERATIVE MONITORING OF PARATHYROID HORMON LEVEL AS A PREDICTOR OF OUTPATIENT TOTAL THYROIDECTOMY FEASIBILITY

Jegoux F., Deberge S., Bouilloud F., Massard C., Le Breton A. (France)

TREATMENT OF LOW RISK DIFFERENTIATED THYROID CARCINOMA: WAIT TWELVE MONTHS TO TAKE A DECISION OF IODINE REMNANT ABLATION?

Tremoureux A., Besseghir A., Barge M., Devillers A., Jegoux F. (France)

VOICE OUTCOMES AFTER MINIMALLY INVASIVE AND VIDEO-ASSISTED MINIMALLY INVASIVE PARATHYROIDECTOMY

Bayır Ö., Saylam G., Çalışkan M., Demiral D., Beysel S., Tural E., Tatar E. Ç., Demirci T., Delibaşı T., Korkmaz M. H. (Turkey)

LATERAL NECK DISSECTION FOR WELL-DIFFERENTIATED THYROID CANCER: SHOULD LEVEL V BE REMOVED?

Lombardi D., Barbieri D., Paderno A., Accorona R., Piazza C., Albani D., Nicolai P. (Italy)

Coffee Break

Time: 16:30–17:00

Instructional Course IC-050

Title: ROBOTIC AND ENDOSCOPIC THYROIDECTOMY BY GUA/GUAB OR POSTAURICULAR FACELIFT APPROACH

Time: 17:00–17:45

Chair: Kyung Tae (Republic of Korea)



Tuesday, June 9, 2015

Small Hall

Instructional Course IC-067

Title: ASPIRIN-EXACERBATED RESPIRATORY DISEASE (AERD): ASA CHALLENGE, DESENSITIZATION, AND DIFFERENTIAL DIAGNOSIS OF NASAL HYPERREACTIVITY

Time: 08:00–08:45

Chair: Ajnacska Rozsasi (Austria)

Co-instructor: Tilman Keck (Austria)

Break

Time: 08:45–09:00

Round Table RT-033

Title: JUVENILE NASOPHARYNGEAL ANGIOFIBROMA

Time: 09:00–10:30

Moderator: Manuel Bernal-Sprekelsen (Spain)

Panelists: Patrick Bradley (United Kingdom)

Hossameldin Elbosraty (Egypt)

Philippe Herman (France)

Alok Thakar (India)

Coffee Break

Time: 10:30–11:00

Keynote Lecture KL-034

Title: SINONASAL MALIGNANCIES: FROM DIAGNOSIS TO TREATMENT

Time: 11:00–11:30

Chair: Manuel Bernal-Sprekelsen (Spain)

Lecturer: Piero Nicolai (Italy)

Round Table RT-048

Title: INVERTED PAPILOMA

Time: 11:30–13:00

Moderator: Paolo Battaglia (Italy)

Panelists: Ezequiel Barros (Portugal)

Andreas Leunig (Germany)

Andrea Bolzoni-Villaret (Italy)

Codrut Sarafoleanu (Romania)

Industry Sponsored Symposium

Title: USE OF NOVEL OSMOTIC SELF-EXPANDING DILATION DEVICE FOR TREATMENT OF SINUSITIS

(see page 202)

Time: 13:00–14:30

Lunch Break

Time: 13:00–14:30



Keynote Lecture KL-050

Title: SINONASAL MUCOSAL MELANOMA: WHERE DO WE STAND?

Time: 14:30–15:00

Chair: Paolo Battaglia (Italy)

Lecturers: Davide Lombardi (Italy), Mario Turri-Zanoni (Italy)

Free Papers FP-020

Topic: RHINOLOGY / ALLERGY – TUMORS

Time: 15:00–16:30

Chair: Pistochini A., Welkoborsky H.J.

AESTHETICALLY FAVORABLE SURGICAL ALTERNATIVE FOR THE REMOVAL OF SINO-NASAL MALIGNANT TUMORS – THE MODIFIED FACIAL DEGLOVING TECHNIQUE

Bella Z., Vass G., Ivan L., Nagy A., Barzo P., Rovo L. (Hungary)

SINONASAL EXTRAMEDULLARY PLASMACYTOMA: PROPOSAL OF A NEW PROTOCOL OF FOLLOW-UP

Di Lullo A. M., Cantone E., Cuofano R., Marano L., Catalano L., Iengo M. (Italy)

INVERTED PAPILOMA – HOW TO DEAL WITH IT TODAY

Gonçalves P., Santos T., Carvalho C. (Portugal)

LESSONS LEARNED FROM MANAGEMENT OF 72 RECURRENT INVERTED PAPILOMA

Lim K. H., Adriaensen G. F., C Georgalas C., Reinartz S. M., Fokkens W. J. (Singapore)

SINONASAL MUCOSAL MELANOMAS (SMM): THE PROGNOSTIC VALUE OF TUMOR CLASSIFICATIONS

Michel J., Perret-Court A., Fakhry N., Braustein D., Monestier S., Richard M. A., Grob J. J., Giovanni A., Dessi P. (France)

SURVIVAL OUTCOMES AFTER ENDOSCOPIC ENDONASAL RESECTION FOR SINONASAL SQUAMOUS CELL CARCINOMA ARISING ON INVERTED PAPILOMA

Pistochini A., Karligkiotis A., Lepera D., Volpi L., Bignami M., Lombardi D., Nicolai P., Castelnuovo P. (Italy)

OUR CLINICAL EXPERIENCE IN SINONASAL MELANOMA REVIEW OF 11 CASES

Vega-Céliz J. L., Retuerto-Marzano M. J., González-Compta F. X., Cisa-Lluis E., Maños-Pujol M., Lares-Archer H. R. (Spain)

RADIO FREQUENCY COBLATION REMOVAL OF JUVENILE NASOPHARYNGEAL ANGIOFIBROMA

Velagapudi S. B., Timms M. (Saudi Arabia)

RECURRENCE RATE OF INVERTED PAPILOMAS OF THE PARANASAL SINUSES – RESULTS OF A MONOCENTRIC STUDY

Welkoborsky H. J., Graß S. K. (Germany)

Coffee Break

Time: 16:30–17:00

Instructional Course IC-051

Title: NAVIGATED ENDOSCOPIC SINUS SURGERY (NESS) OR HOW TO USE NAVIGATION SYSTEM IN BASIC ESS

Time: 17:00–17:45

Chair: Tomislav Baudoin (Croatia)



Tuesday, June 9, 2015

Forum Hall

Instructional Course IC-036

Title: MANAGEMENT OF ADULT LARYNGOTRACHEAL STENOSIS
Time: 08:00–08:45

Chair: Guri Sandhu (United Kingdom)
Co-instructor: Reza Nouraci (United Kingdom)

Break

Time: 08:45–09:00

Keynote Lecture KL-101

Title: IMMUNOTHERAPIES OF ALLERGIC RHINITIS
Time: 09:00–09:30

Chair: Martin Chovanec (Czech Republic)
Lecturer: Luisa Maria Bellussi (Italy)

Coffee Break

Time: 10:30–11:00

Keynote Lecture KL-035

Title: LONG-DISTANCE COMMUNICATION BETWEEN LARYNGEAL CARCINOMA CELLS
Time: 11:00–11:30

Chair: Christian von Buchwald (Denmark)
Lecturer: Virgilijus Oloza (Lithuania)

Round Table RT-049

Title: HPV IN OROPHARYNGEAL CANCER
Time: 11:30–13:00

Moderators: Christian von Buchwald (Denmark)
Jan Klozar (Czech Republic)
Panelists: Tina Dalianis (Sweden)
Jens Peter Klussmann (Germany)
Hisham Mehanna (United Kingdom)
Eva Lukešová (Czech Republic)

Lunch Break

Time: 13:00–14:30



Keynote Lecture KL-051

Title: HYPOPHARYNGEAL CANCER – CURE OR PALLIATION!

Time: 14:30–15:00

Chair: Cesare Piazza (Italy)

Lecturer: Patrick Bradley (United Kingdom)

Free Papers FP-021

Topic: HEAD AND NECK

Time: 15:00–16:30

Chair: Celakovsky P., Singh R. P.

EPIDEMIOLOGICAL FEATURES OF HEAD AND NECK CANCERS – EXPERIENCE OF AN ONCOLOGICAL REFERRAL CENTER

Estêvão R., Santos T., Ferreira A., Machado A., Monteiro E. (Portugal)

DISAGREEMENT OF CLINICAL AND PATHOLOGICAL TNM CLASSIFICATION – INFLUENCE ON RESULTS OF TREATMENT AND PROGNOSIS IN PATIENTS WITH LARYNGEAL CANCER

Celakovsky P., Kalfert D., Smatanova K., Kordac P., Laco J., Chrobok V. (Czech Republic)

IS QUALITY EXPENSIVE? – THE PHASED INTRODUCTION OF AN ENHANCED RECOVERY PROGRAMME FOR HEAD AND NECK ONCOLOGY

Moore A., Ali S., Gilbert E., Donnelly R., Easton N., Twinn C., McGurk M., Cascarini L., Lyons A., Lei M., Guerrero Urbano T., Hunt E., Simo R., Jeannon J., Oakley R. (United Kingdom)

IMPACT OF HEAD AND NECK CANCER ON THE EMPLOYMENT STATUS OF PATIENTS

Quer M., Costa J. M., Lopez-Vila M., García-Lorenzo J., Leon X. (Spain)

COMPARISON OF CLINICAL AND HISTOLOGICAL TUMOUR DIAMETER IN NON-MELANOMA SKIN MALIGNANCY OF THE HEAD AND NECK

Singh R. P., Fletcher S., Kelly J., Teemul T., Telfer M. R. (United Kingdom)

ELECTROCHEMOTHERAPY FOR THE TREATMENT OF HEAD AND NECK CANCER: RATIONALE, INDICATIONS, METHODS AND RESULTS PRESENTATION OF A MULTI-INSTITUTIONAL EUROPEAN WORKING GROUP (EURECA) PROTOCOL

Bertino G., Occhini A., Garotta M., Cacciola S., Benazzo M. (Italy)

INTRA OPERATIVE LENGTH MEASURE OF ZENKER DIVERTICLE DECREASES COMPLICATION AND RECURRENCE RATES

Nachalon Y., Shvero J. (Israel)

ADAPTATION OF VAGUS NERVE STIMULATION FOR CONTINUOUS INTRAOPERATIVE MONITORING OF RECURRENT LARYNGEAL NERVE DURING VIDEO ASSISTED THORACOSCOPIC OESOPHAGECTOMY

Tsang R. K., Law S. Y. (Hong Kong)

OSTEORADIONECROSIS – APREVENTABLE PROBLEM?

Ahmed N., Singh R., Jayaram R., Cascarini L., McGurk M. (United Kingdom)

PATTERNS OF ONCOLOGICAL FAILURE FOLLOWING PRIMARY SURGERY +/- ADJUVANT CHEMORADIOTHERAPY VERSUS PRIMARY CHEMORADIOTHERAPY FOR OROPHARYNGEAL SQUAMOUS CELL CARCINOMA

Ofo E., Kao S., Micklem J., Hodge J., Switajewski M., Krishnan S. (Australia)

Coffee Break

Time: 16:30–17:00

Instructional Course IC-052

Title: TRACHEAL AND CRICO-TRACHEAL RESECTION AND ANASTOMOSIS FOR TUMORS OF THE CRICO-TRACHEAL JUNCTION

Time: 17:00–17:45

Chair: Cesare Piazza (Italy)

Co-instructor: Giorgio Peretti (Italy)



Tuesday, June 9, 2015

Meeting Hall IV

Instructional Course IC-037

Title: CO₂ LASER ASSISTED-SURGERY: FROM THE STRAIGHT BEAM TO THE WAVE GUIDE
Time: 08:00–08:45

Chair: Marc Remacle (Belgium)

Break

Time: 08:45–09:00

Round Table RT-034

Title: ARE WE AGREED ON THE MANAGEMENT OF ADVANCED LARYNGEAL CANCER? CLINICAL CASE PRESENTATION AND DISCUSSION.

Time: 09:00–10:30

Moderator: Hans E. Eckel (Austria)
Panelists: Ricard Simo (United Kingdom)
Jovica Milovanović (Serbia)
Francesca del Bon (Italy)

Coffee Break

Time: 10:30–11:00

Keynote Lecture KL-036

Title: UNRESECTABLE AND RESISTANT HEAD AND NECK CANCER: CAN WE EXPLODE IT?
Time: 11:00–11:30

Chair: Hans E. Eckel (Austria)
Lecturer: Dmitri Lapotko (United States)

Round Table RT-050

Title: TRANSORAL LASER MICROSURGERY FOR T3 GLOTTIC AND SUPRAGLOTTIC LARYNGEAL CANCERS: WHEN, HOW, AND WHEN NOT

Time: 11:30–13:00

Moderator: Giorgio Peretti (Italy)
Panelists: Cesare Piazza (Italy)
Isabel Vilaseca (Spain)
Dan Cobzeanu (Romania)

Industry Sponsored Symposium

Title: INNOVATION AND SYNERGY WITH AP DUO CO₂ LASER COMBINING FREE BEAM AND FIBER
(see page 201)

Time: 13:05–14:20

Lunch Break

Time: 13:00–14:30



Keynote Lecture KL-052

Title: T2–T3 GLOTTIC CANCER TREATMENT – LASER CO2 OR OPEN PARTIAL HORIZONTAL LARYNGECTOMY
Time: 14:30–15:00
Chair: Giorgio Peretti (Italy)
Lecturer: Małgorzata Wierzbicka (Poland)

Free Papers FP-022

Topic: LARYNGOLOGY – EARLY LARYNGEAL CANCER, ENDOSCOPIC TREATMENT
Time: 15:00–16:30

Chair: Chevalier D., Schutte H. W.

IMPACT OF CLOSE/POSITIVE MARGINS AFTER TRANSORAL LASER MICROSURGERY IN EARLY GLOTTIC CARCINOMA

Fiz I., Mazzola F., Barbieri D., Gaggero G., Penco S., Marchi F., Montalto N., Fiz F., Del Bon F., Piazza C., Peretti G. (Italy)

CO2 LASER CORDECTOMY FOR EARLY GLOTTIC CANCER: IDENTIFYING OUTCOME PREDICTORS

Hoffmann C., Hans S., Brasnu D. (France)

ANALYSIS OF ONCOLOGICAL AND FUNCTIONAL RESULTS IN TRANSORAL LASER MICROSURGERY AS A PRIMARY TREATMENT OPTION OF SELECTED T3 GLOTTIC AND SUPRAGLOTTIC LARYNGEAL CANCERS

Penco S., Guastini L., Santori G., Gaggero G., Fiz I., Piazza C., Del Bon F., Barbieri D., Grazioli P., Peretti G. (Italy)

PATIENT POSITIONING FOR DIRECT LARYNGOSCOPY. A NATIONAL SURVEY OF UK ENT CONSULTANT SURGEONS

Mahalingam S., Amer I., Ghufoor K., Choudhury N. (United Kingdom)

ANALYSIS OF VOICE-RELATED LARYNGEAL FACTORS IN PATIENTS WITH T1 AND T2 LARYNGEAL CANCER TREATED WITH RADIOTHERAPY: THE MALTESE PERSPECTIVE

Muscat K., Epstein R., Rubin J. S. (Malta)

OBJECTIVE COMPARISON OF DIFFERENT GLOTTIS WIDENING PROCEDURES- 3D RADIOLOGICAL AND CADAVER MORPHOMETRIC STUDY

Szakács L., Sztanó B., Madani S., Rovó L. (Hungary)

ONCOLOGICAL AND FUNCTIONAL OUTCOME IN TIS AND T1 GLOTTIS CANCER: RADIOTHERAPY VERSUS CO2 LASER SURGERY

Schutte H. W., van den Broek G. B., Marres H. A., Kaanders J. H., van den Hoogen F. J., Takes R. P. (Netherlands)

COMPARISON OF LASER VS OPEN SURGERY IN THE TREATMENT OF EARLY LARYNGEAL CANCER, IN AN ONCOLOGICAL REFERENCE CENTER

Barbosa L. A., Estibeiro H., Montalvão P., Magalhães M. (Portugal)

IS SUPRACRICOID PARTIAL LARYNGECTOMY STILL INDICATED FOR THE TREATMENT OF GLOTTIC CARCINOMA

Chevalier D., Mouawad F., Rysman B., Szymanski C., Mortuaire G., Picry A. (France)

Coffee Break

Time: 16:30–17:00

Instructional Course IC-053

Title: TRANSORAL LASER MICROSURGERY (TLM) FOR LARYNGEAL AND HYPOPHARYNGEAL CANCER – HOW AND WHY
Time: 17:00–17:45

Chair: Eduardo Breda (Portugal)
Co-instructor: Eurico Monteiro (Portugal)



Tuesday, June 9, 2015

Meeting Hall V

Instructional Course IC-038

Title: INTACT CANAL WALL TYMPANOMASTOIDECTOMY FOR CHOLESTEATOMA: TECHNICAL TIPS TRAPS PITFALLS AND RESULTS

Time: 08:00–08:45

Chair: David Moffat (United Kingdom)

Break

Time: 08:45–09:00

Round Table RT-035

Title: USE OF ENDOSCOPES IN EAR SURGERY

Time: 09:00–10:30

Moderator: Muazz Tarabichi (United Arab Emirates)

Panelists: Davide Soloperto (Italy)

Livio Presutti (Italy)

Anthony Mikulec (United States)

Ali Özdek (Turkey)

Coffee Break

Time: 10:30–11:00

Keynote Lecture KL-037

Title: UPDATE OF INFORMATION ON VERTIGO

Time: 11:00–11:30

Chair: Muazz Tarabichi (United Arab Emirates)

Lecturer: Leif Erik Walther (Germany)

Round Table RT-051

Title: UPDATE ON VESTIBULAR PROSTHETICS (AAO-HNS Session)

Time: 11:30–13:00

Moderator: Richard Lewis (United States)

Panelists: Gene Fridman (United States)

Dan Merfeld (United States)

Nils Guinand (Switzerland)

Lunch Break

Time: 13:00–14:30



Keynote Lecture KL-053

Title: HOW DOES THE BRAIN COMPENSATE FOR AGING OF THE PERIPHERAL VESTIBULAR SYSTEM

Time: 14:30–15:00

Chair: Eduard Zvěřina (Czech Republic)

Lecturer: Richard Lewis (United States)

Free Papers FP-023

Topic: OTOLOGY / NEUROTOLOGY – SKULL BASE

Time: 15:00–16:30

Chair: Behr R., Piccirillo E.

AUDIT OF DIRECT REFERRAL SERVICE FOR INVESTIGATION OF VESTIBULAR SCHWANNOMA

Amir I. L., Bennet A. (United Kingdom)

REMOVAL OF CEREBELLO PONTINE ANGLE (CPA) TUMORS BY EXCLUSIVE USE OF ENDOSCOPE

Behr R., Schwager K., Hofmann E. (Germany)

MANAGEMENT OF JUGULAR FORAMEN TUMORS

Borysenko O. M., Soushko Y. O., Srebniak I. A., Gudkov V. V., Mischanchuk N. S., Papp O. V. (Ukraine)

TRANSTYMPANIC APPROACH TO A PETROUS APEX CHOLESTEROL GRANULOMA – A CASE REPORT

Dalchow C. V. (Germany)

ONE THOUSAND CASES AND COUNTING: IRELAND'S EXPERIENCE AT BEAUMONT NATIONAL NEURO-OTOLOGY AND LATERAL SKULL BASE CLINIC

Huang W. H., Fitzgerald D., Walsh K., Rawluk D., Javadpour M., McConn Walsh R. (Ireland)

VESTIBULAR REHABILITATION IN ACOUSTIC NEUROMA PATIENTS

Kikidis D., Nikitas C., Tsami H., Bibas A. (Greece)

PREDICTORS OF VERTIGO IN PATIENTS WITH UNTREATED VESTIBULAR SCHWANNOMA

Nilsen K. S., Nordahl S., Lund-Johansen M., Goplen F. K. (Norway)

NON-VASCULAR TUMORS OF THE JUGULAR FORAMEN: THE GRUPPO OTOLOGICO EXPERIENCE IN MANAGEMENT AND TREATMENT

Piccirillo E., Piras G., Roustan V., Sanna M. (Italy)

INTRAOPERATIVE RADIOTHERAPY IN TREATMENT OF ADVANCED EAR CANCER

Ferrel F., Cristalli G., Spriano G. (Italy)

FACTORS FOR IMPROVED RESULTS IN NF2 ABI IMPLANTATION

Behr R., Colletti V., Matthies C. (Germany)

Coffee Break

Time: 16:30–17:00

Instructional Course IC-054

Title: REGENERATION OF THE TYMPANIC MEMBRANE

Time: 17:00–17:45

Chair: Shin-ichi Kanemaru (Japan)



Tuesday, June 9, 2015

North Hall

Instructional Course IC-039

Title: MINIMIZING SURGICAL RECURRENCES IN JUVENILE ANGIOFIBROMA
Time: 08:00–08:45

Chair: Alok Thakar (India)

Break

Time: 08:45–09:00

Round Table RT-036

Title: BALLOON SINUPLASTY – PROS AND CONS
Time: 09:00–10:30

Moderator: Andreas Leunig (Germany)
Panelists: Mikhail Melnikov (Russian Federation)
Hassan Ramadan (United States)
Filipe Freire (Portugal)
Codrut Sarafolceanu (Romania)

Coffee Break

Time: 10:30–11:00

Keynote Lecture KL-038

Title: PATIENT COMMUNICATION FOR THE ENT SURGEON IN THE 21ST CENTURY
(OR HOW TO AVOID COMPLAINTS)
Time: 11:00–11:30

Chair: Andreas Leunig (Germany)
Lecturer: Brian Bingham (United Kingdom)

Round Table RT-052

Title: SURGICAL PITFALLS OF MEDIAL ORBITAL WALL DISEASE (MULTIDISCIPLINARY APPROACH)
Time: 11:30–13:00

Moderator: Jimmy Uddin (United Kingdom)
Panelists: Abbad Toma (United Kingdom)
Sarah Osborne (United Kingdom)
Mehmet Manisali (United Kingdom)
Pavol Šurda (United Kingdom)

Lunch Break

Time: 13:00–14:30



Keynote Lecture KL-054

Title: TRAINING IN ORL – THE POTENTIAL OF 3D
Time: 14:30–15:00

Chair: Abbad Toma (United Kingdom)
Lecturer: Martyn Barnes (United Kingdom)

Free Papers FP-024

Topic: MISCELLANEOUS
Time: 15:00–16:30

Chair: Al Hussaini A., Barnes M.

COMPARISON OF TRADITIONAL FACE-TO-FACE TEACHING WITH SYNCHRONOUS E-LEARNING IN OTOLARYNGOLOGY EMERGENCIES TEACHING TO MEDICAL UNDERGRADUATES: A RANDOMISED CONTROLLED TRIAL

Al-Hussaini A., Alnabelsi T., Owens D. (United Kingdom)

“DOCTOR, I’M WORST AGAIN” – MUNCHAUSEN SYNDROME

Araújo J., Subtil J., Santos A., Gaspar A., Freitas L., Macor C., Chaveiro A. (Portugal)

NOVEL AND ACCESSIBLE ELECTRONIC MEDIA FOR SURGEON AND PATIENT EDUCATION

Barnes M., Šurda P. (United Kingdom)

DESIGNING, ORGANISING AND IMPLEMENTING A REGIONAL FORMATIVE OBJECTIVE STRUCTURED CLINICAL EXAMINATION (OSCE) FOR OTOLARYNGOLOGY HIGHER SURGICAL TRAINEES

Nicola Stobbs, Sadie Khwaja, Nirmal Kumar, Nadeem Khwaja (United Kingdom)

AN EXPLORATION OF OPERATIVE COMPETENCE IN OTOLARYNGOLOGY TRAINEES THROUGH THE LENS OF THE EXPERTS: A PHENOMENOLOGICAL STUDY

Caton N. L. (United Kingdom)

WHAT HAPPENS TO THE PATIENTS AFTER THEIR DAY CASE EAR, NOSE AND THROAT (ENT) SURGERY? MANUKAU EXPERIENCE

Han S., Shakeel M., Nair S., Ahmad Z., Grayson D. (New Zealand)

ENT PRACTICAL GUIDE FOR PRESCRIBING MEDICATION IN PREGNANCY AND LACTATION

Jardim A., Araújo J., Lima J., Marinho A., Saraiva J. (Portugal)

PERIOPERATIVE ANTIBIOTIC PROPHYLAXIS IN ENT – ACTUAL SITUATION IN GERMAN ENT HOSPITALS

Müller R., Kuhlisch E. (Germany)

COMPLICATION AND MORTALITY RATES UNDER THE EXPECTED RANGE. HOW WE ACHIEVED IT

Soler-Lluch E., Gil-Calero M., Mansilla-González T., Teba-Luque J., Pastor-Basterra I., Gundin-Rivas G. (Spain)

THE IMPACT OF ENT PATHOLOGY ON THE REPRODUCTIVE HEALTH OF WOMEN

Egorov V. I., Logutova L. S., Zaydieva J. Z., Kochneva A. O., Gililov V. I. (Russian Federation)

Coffee Break

Time: 16:30–17:00

Instructional Course IC-055

Title: ORBITAL DECOMPRESSION
Time: 17:00–17:45

Chair: Stefano Sellari Franceschini (Italy)



Tuesday, June 9, 2015

Club A

Instructional Course IC-040

Title: THE MANAGEMENT OF PARAGANGLIOMAS OF THE EAR AND NECK
Time: 08:00–08:45

Chair: Vincent Cousins (Australia)

Break

Time: 08:45–09:00

Round Table RT-037

Title: OTOGENIC COMPLICATIONS A PERSISTING PROBLEM
Time: 09:00–10:30

Moderator: Dragoslava Djerić (Serbia)
Panelists: Milan Profant (Slovakia)
Maurizio Barbara (Italy)
Jan Klüh (Czech Republic)
Suela Sallavaci (Albania)

Coffee Break

Time: 10:30–11:00

Keynote Lecture KL-039

Title: HEARING PRESERVATION IN PARTIAL DEAFNESS TREATMENT WITH NEW CLASSIFICATION SYSTEM
Time: 11:00–11:30

Chair: Dragoslava Djerić (Serbia)
Lecturer: Piotr H. Skarzynski (Poland)

Round Table RT-053

Title: EXPANDED ENDOSCOPIC (NO MALIGNANCY)
Time: 11:30–13:00

Moderator: Philippe Herman (France)
Panelists: Ernesto Pasquini (Italy)
Francisco Esteban Ortega (Spain)
Isam Alobid (Spain)
Fahmy Fayez Fahmy (United Kingdom)

Lunch Break

Time: 13:00–14:30



Keynote Lecture KL-055

Title: AN UPDATE ON TREATMENT OPTIONS FOR THE IMPAIRED MIDDLE EAR VENTILATION
Time: 14:30–15:00

Chair: Piotr H. Skarzynski (Poland)
Lecturer: Goetz Lehnerdt (Germany)

Free Papers FP-025

Topic: RHINOLOGY / ALLERGY
Time: 15:00–16:30

Chair: Bolzoni-Villaret A., Vogt K.

CT-NAVIGATION APPLICATION IN TRANSNASAL PEDIATRIC SURGERY: OWN THREE-YEAR EXPERIENCE

Grachev N. S., Vorozhtsov I. N., Kalinina M. P., Pryanikov P.D., Nasedkin A. N. (Russian Federation)

HYBRID ROBOT-ASSISTED ENDOSCOPIC SKULL BASE SURGERY: STATE OF THE ART AND NEW PERSPECTIVES

Bolzoni-Villaret A., Schreiber A., Carobbio A., Doglietto F., Cassinis R., Nicolai P. (Italy)

ESTHESIONEUROBLASTOMA: 15 YEARS EXPERIENCE

Boavida M., Delgado I. P., Cabral R. M., Correia I., Oliveira L., Montalvão P., Magalhães M. (Portugal)

3D ANATOMY OF PARANASAL SINUSES

Farneti P., Farneti G., Tarchini P., Martone C., Pasquini E. (Italy)

ENDOSCOPIC ENDONASAL APPROACH FOR SINONASAL AND ANTERIOR SKULL-BASE MALIGNANCIES IN ELDERLY

Lepera D., Volpi L., Karligkiotis A., Bignami M., Battaglia P., Bolzoni-Villaret A., Nicolai P., Castelnuovo P. (Italy)

ENDOSCOPIC TREATMENT OF CONGENITAL CHOANAL ATRESIA

Farneti P., Macri G., Sciarretta V., Martone C., Tarchini P., Pasquini E. (Italy)

SINONASAL MANIFESTATIONS OF SARCOIDOSIS: A SINGLE INSTITUTION EXPERIENCE WITH 38 CASES

Mohammad M. O. (Saudi Arabia)

4-PHASE-RHINOMANOMETRY: CONCLUSIONS OF A MULTICENTRE META-ANALYSIS OF 37559 MEASUREMENTS

Vogt K., Behrbohm H., Bockmühl U., Gubisch W., Wernecke K., Argale M. (Latvia)

THE ASSOCIATION BETWEEN SINUS AND LUNG INFECTIONS IN PATIENTS WITH PRIMARY CILIARY DYSKINESIA

Alanin M. C., Nielsen K. G., Skov M., Aanaes K., Højby N., Johansen H. K., von Buchwald C. (Denmark)

COMPARATIVE ANALYSIS OF CUTANPLAST AND SPONGOSTAN NASAL PACKING AFTER ENDOSCOPIC SINUS SURGERY: A PROSPECTIVE, RANDOMIZED, MULTICENTER STUDY

Cho K., Kim M., Kim J., Kim Y., Koo S., Roh H. (Republic of Korea)

Coffee Break

Time: 16:30–17:00

Instructional Course IC-056

Title: DECISION ALGORITHM FOR TREATMENT OF GLOTTIC CANCER INVOLVING ANTERIOR COMMISSAR

Time: 17:00–17:45

Chair: Antoine Giovanni (France)
Co-instructor: Nicolas Fakhry (France)



Tuesday, June 9, 2015

Club E

Instructional Course IC-041

Title: RADIOLOGY OF THE LATERAL SKULL BASE: A SURGEON'S PERSPECTIVE
Time: 08:00–08:45

Chair: Badr Eldin Mostafa (Egypt)

Break

Time: 08:45–09:00

Round Table RT-038

Title: NEW FRONTIERS IN SKULL BASE SURGERY (European Skull Base Society Session)
Time: 09:00–10:30

Moderators: Dirk Kunst (The Netherlands)
Patrice Tran Ba Huy (France)
Panelists: Thomas Somers (Belgium)
Giovanni Danesi (Italy)
Nicolas Gerber (Switzerland)
Witold Szyfter (Poland)
Kees Graamans (The Netherlands)

Coffee Break

Time: 10:30–11:00

Keynote Lecture KL-040

Title: COMPREHENSIVE APPROACHES TO THE ORBIT
Time: 11:00–11:30

Chair: Dirk Kunst (The Netherlands)
Lecturer: Paolo Castelnuovo (Italy)

Round Table RT-054

Title: ACOUSTIC IMPLANTS
Time: 11:30–13:00

Moderator: Nicolas Verhaert (Belgium)
Panelists: Thomas Keintzel (Austria)
Georg Mathias Sprinzl (Austria)
Piotr H. Skarzynski (Poland)
Janez Rebol (Slovenia)

Lunch Break

Time: 13:00–14:30



Keynote Lecture KL-056

Title: AUDITORY BRAINSTEM IMPLANT
Time: 14:30–15:00

Chair: Nicolas Verhaert (Belgium)
Lecturer: Robert Behr (Germany)

Free Papers FP-026

Topic: OTOLOGY / NEUROTOLOGY – EAR SURGERY
Time: 15:00–16:30

Chair: Honnurappa V, Perenyi A.

VASCULAR MAPPING OF THE RETROAURICULAR SKIN – PROPOSAL FOR AN IDEAL SURGICAL INCISION METHOD FOR IMPLANTED BONE-CONDUCTION HEARING AIDS WITH EXPECTED BENEFITS

Perenyi A., Sztano B., Jarabin J., Bere Z., Kukla E., Bikhazi Z., Tiszlavicz L., Rovo L. (Hungary)

OUR DATA ABOUT INTRACRANIAL OTOGENOUS COMPLICATIONS

Antohei A. I., Ababii I. I., Sandul A. M., Vetriccean S. V. (Moldova)

DOES PLACEMENT OF SECOND LAYER TEMPORALIS FASCIA GRAFT ON ANTERIOR ANNULAR ANGLE REGION CAUSE ANY DIFFERENCE IN TERMS OF GRAFT SUCCESS AND HEARING RESULTS IN TYPE 1 TYMPANOPLASTY?

Tatlipinar A., Keskin S., Kinal E. (Turkey)

DOES NASAL SURGERY REALLY MATTERS? THE INFLUENCE OF CONCOMITANT NASAL SURGERY IN TYMPANOPLASTY SUCCESS.

Lameiras A. R., Reis L., Escada P. (Portugal)

EXPERIENCE OF RECONSTRUCTION SUPERIOR-POSTERIOR BONE WALL OF THE EXTERNAL AUDITORY CANAL AT STAPEDOPLASTY

Sitnikov V. P., El- Refai H. K. (Kazakhstan)

LATERAL HUMP ANOMALY OF PYRAMID SEGMENT OF FACIAL NERVE IN LIVING PATIENTS

Jiandong Li, Chuanfu Dai, Xueyong Wang, Liang Zhao, Yongliang Liu, Yang Li, Zhiyao Song, Shui Feng (China)

SHOULD SURGICAL DECOMPRESSION BE THE PREFERRED TREATMENT FOR COMPLETE POST TRAUMATIC FACIAL PARALYSIS?

Thakar A., Gupta M., Kumar A., Srivastava A., Agarwal D. (India)

BONE ANCHORED HEARING AID (BAHA): PATIENT'S SATISFACTION EVALUATION

Espeso A., Hussain A., Clark M. (United Kingdom)

OSSICULOPLASTY IN PIQUANT SITUATIONS – HOW I DO IT

Honnurappa V. (India)

Coffee Break

Time: 16:30–17:00

Instructional Course IC-057

Title: ARYTENOIDECTOMY FOR BILATERAL VOCAL FOLD PARALYSIS
Time: 17:00–17:45

Chair: Taner Yilmaz (Turkey)



Tuesday, June 9, 2015

Club H

Instructional Course IC-042

Title: CROOKED NOSE
Time: 08:00–08:45

Chair: Fazil Apaydin (Turkey)

Break

Time: 08:45–09:00

Round Table RT-039

Title: REVISION RHINOPLASTY
Time: 09:00–10:30

Moderator: Pietro Palma (Italy)
Panelists: Jannis Constantinidis (Greece)
Dirk Jan Menger (The Netherlands)
António Sousa Vieira (Portugal)
Tim Woolford (United Kingdom)

Coffee Break

Time: 10:30–11:00

Keynote Lecture KL-041

Title: BILATERAL SEPTAL-NASAL FLAP FOR THE REPAIR OF LARGE SEPTAL PERFORATIONS
Time: 11:00–11:30

Chair: Pietro Palma (Italy)
Lecturer: António Sousa Vieira (Portugal)

Round Table RT-055

Title: WHICH GRAFTS DO YOU PREFER IN RHINOPLASTY?
Time: 11:30–13:00

Moderator: Fazil Apaydin (Turkey)
Panelists: Munish Shandilya (Ireland)
Dirk Jan Menger (The Netherlands)
Rui Xavier (Portugal)
Abel-Jan Tasman (Switzerland)

Lunch Break

Time: 13:00–14:30



Keynote Lecture KL-057

Title: CREATING BEAUTIFUL NASAL PROFILES. GETTING INSPIRED BY MUCHA'S AESTHETICS.

Time: 14:30–15:00

Chair: Fazil Apaydin (Turkey)

Lecturer: Pietro Palma (Italy)

Free Papers FP-027

Topic: FACIAL PLASTIC AND RECONSTRUCTIVE SURGERY

Time: 15:00–16:30

Chair: Cobzeanu M. N., El-Marakby H. H.

RECONSTRUCTIVE APPROACH FOR COMPLEX HEAD AND NECK DEFECTS

El-Marakby H. H. (Egypt)

RECONSTRUCTION OF PHARYNGO-LARYNGECTOMY DEFECTS USING ANTERO-LATERAL THIGH FREE FLAP

Ali S., Moore A., Jeannon J. P., Oakley R., Townley W., Roblin P., Simo R. (United Kingdom)

INTERNAL MAMMARY ARTERY PERFORATOR FLAP IN THE RECONSTRUCTION OF LOWER MIDDLE NECK DEFECTS

Aničin A. B., Šifrer R. (Slovenia)

RECONSTRUCTIVE SURGICAL METHODS FOR PHARYNGEAL NECROSIS AFTER RADIOTHERAPY OR TOTAL LARYNGECTOMY IN LARYNX CARCINOMAS TREATMENT

Cobzeanu M. N., Palade O. V., Severin F. C., Cobzeanu B. M. (Romania)

NEW SIMPLE METHOD OF REPLACEMENT THROUGH, EXTENSIVE SOFT TISSUE DEFECTS OF CHEEKS, ANGLE OF THE MOUTH, UPPER AND LOWER LIPS

Zaderenko I. A., Azizyan R. I., Alieva S. B., Tsiklauri V. T., Ilkaev K. D., Shikiev R. Z. (Russian Federation)

TRANSCUTANEOUS BOTULINUM TOXIN FOR THE MANAGEMENT OF OROMANDIBULAR DYSTONIA

Jegoux F., Gocalek A., Codet M., Peigne L., Sauleau P. (France)

COOK-SWARTZ IMPLANTABLE DOPPLER: AN ONGOING UK ANALYSIS: ARTERIAL VS. VENOUS PLACEMENT: IS THERE A DIFFERENCE?

Cymerman J. A., Kulkarni R., Gilbert K., Kerawala C., Bisase B., Visavadia B., Gilhooly M., Amin M., Kumar M., Sutton D., Abdel-Galil K., McCaul J. A. (United Kingdom)

PEPTIDE-BASED HYDROGELS FOR NERVE REGENERATION

Abelardo E., Xia D., Mehrban N., Birchall M., Woolfson D. (United Kingdom)

Coffee Break

Time: 16:30–17:00

Instructional Course IC-058

Title: AN ALGORITHMIC APPROACH TO FACIAL REANIMATION

Time: 17:00–17:45

Chair: Holger G. Gassner (Germany)



Tuesday, June 9, 2015

Chamber Hall

Instructional Course IC-043

Title: COMPLICATIONS OF ADENOTONSILLECTOMY IN CHILDREN
Time: 08:00–08:45

Chair: Charles Myer III (United States)

Break

Time: 08:45–09:00

Round Table RT-040

Title: CORLAS SESSION
Time: 09:00–10:30

Moderator: René Dauman (France)
Panelists: Jochen Werner (Germany)
Miquel Quer (Spain)
Antti Mäkitie (Finland)
Remco de Bree (The Netherlands)
Jan Betka (Czech Republic)

Coffee Break

Time: 10:30–11:00

Keynote Lecture KL-042

Title: RISK MANAGEMENT IN PAEDIATRIC AIRWAY SURGERY
Time: 11:00–11:30

Chair: René Dauman (France)
Lecturer: Martin Bailey (United Kingdom)

Round Table RT-056

Title: NASAL ENDOSCOPY IN PEDIATRIC ORL
Time: 11:30–13:00

Moderator: Nikhil Bhatt (United States)
Panelists: Hossameldin Elbosraty (Egypt)
Ivo Šlapák (Czech Republic)
Jan Vokurka (Sweden)

Lunch Break

Time: 13:00–14:30



Keynote Lecture KL-058

Title: DIAGNOSIS AND TREATMENT OF VASCULAR MALFORMATIONS OF THE HEAD AND NECK

Time: 14:30–15:00

Chair: Nikhil Bhatt (United States)

Lecturer: Giacomo Colletti (Italy)

Free Papers FP-028

Topic: PEDIATRIC OTOLARYNGOLOGY

Time: 15:00–16:30

Chair: Csanady M., Pavelec V.

CERVICAL NEUROBLASTOMA IN INFANTS: MULTIDISCIPLINARY ONCOLOGICAL TREATMENT

Csanady M., Vass G., Bartyik K., Tobias Z., Majoros V., Rovo L. (Hungary)

THE ORIGIN OF GOLDENHAR: RETROSPECTIVE DESCRIPTIVE STUDY OF 9 CASES WITH SUSPECTED TERATOGENIC ETIOLOGY

Jorge Mendes G., Nóbrega Pinto A., Coutinho M. B., Magalhães A., Almeida e Sousa C. (Portugal)

THYROID CARCINOMA SURGERY IN CHILDREN AND ADOLESCENTS – 10 YEARS EXPERIENCE

Katra R., Astl J., Jurovčík M., Taudy M., Sýkorová P., Betka J., Skřivan J. (Czech Republic)

SURGICAL OUTCOMES OF CERVICOFACIAL ATYPICAL MYCOBACTERIUM LYMPHADENOPATHY

Kum C., Hu H. X., Anicete R., Ang A., Tan H. (Singapore)

HOW TO INCORPORATE DAY AND OUT-PATIENT SURGERY INTO YOUR PRACTICE DEPENDING ON FACILITY SETTING

Pavelec V., Máchalová M. (Czech Republic)

TRACHEAL AND BRONCHIAL TUMORS MIMICKING BRONCHIAL ASTHMA IN CHILDREN

Pavlovcinova G., Stanik R., Jovankovicova A., Macaj M., Harustiak S. (Slovakia)

A NEW MINIMALLY INVASIVE SOLUTION FOR SEVERE TRACHEOMALACIA IN NEWBORNS – BIODEGRADABLE SX-ELLA TRACHEAL STENT

Sztanó B., Rácz G., Rácz K., Szegesdi I., Rovó L. (Hungary)

ADVANTAGES OF RADIOFREQUENCY ADENOIDECTOMY GUIDED BY NASAL ENDOSCOPY IN CHILDREN WITH CHRONIC OTITIS MEDIA WITH EFFUSION AND SMALL SIZED OR PERITUBAL ADENOIDS – OUR EXPERIENCE

Postelnicu V., Constantinescu O., Manea C. (Romania)

Coffee Break

Time: 16:30–17:00

Instructional Course IC-059

Title: SURGICAL OPTIONS FOR PEDIATRIC CHRONIC RHINOSINUSITIS AFTER MEDICAL THERAPY FAILURE

Time: 17:00–17:45

Chair: Hassan Ramadan (United States)



Tuesday, June 9, 2015

Small Theatre

Instructional Course IC-044

Title: LARYNGEAL FRAMEWORK SURGERY – TIPS AND TRICKS
Time: 08:00–08:45

Chair: Kumud Kumar Handa (India)

Break

Time: 08:45–09:00

Round Table RT-041

Title: DYSPHAGIA SURGERIES: STATE OF THE ART
Time: 09:00–10:30

Moderator: Gauthier Desuter (Belgium)
Panelists: Miroslav Tedla (Slovakia)
Stefan Skrtic (Sweden)
Hans Mahieu (The Netherlands)
Guri Sandhu (United Kingdom)

Coffee Break

Time: 10:30–11:00

Keynote Lecture KL-043

Title: RECURRENT RESPIRATORY PAPILLOMATOSIS
Time: 11:00–11:30

Chair: Gauthier Desuter (Belgium)
Lecturer: Frederik G. Dikkers (The Netherlands)

Round Table RT-057

Title: SURGERY FOR VOICE FEMINIZATION: PROS AND CONS OF 3 POSSIBLE PROCEDURES
Time: 11:30–13:00

Moderator: Marc Remacle (Belgium)
Panelists: Andrea Ricci-Maccarini (Italy)
James Thomas (United States)
Antoine Giovanni (France)
Guri Sandhu (United Kingdom)

Lunch Break

Time: 13:00–14:30



Keynote Lecture KL-059

Title: THYROPLASTIES ACCORDING TO ISSIHKI: FROM ITO IV
Time: 14:30–15:00

Chair: Frederik G. Dikkers (The Netherlands)
Lecturer: Marc Remacle (Belgium)

Free Papers FP-029

Topic: LARYNGOLOGY – PHONOSURGERY, NEUROLARYNGOLOGY
Time: 15:00–16:30

Chair: Hagen R., Pototschnig C.

PERMANENT TRANSORAL SURGERY OF BILATERAL VOCAL FOLD PARALYSIS (BVFP) VS. LARYNGEAL PACING: FUNCTIONAL ASPECTS FROM PROSPECTIVE MULTICENTRE TRIALS

Pototschnig C., Nawka T., Guntinas-Lichius O., Gugatschka M., Sittel C., Müller A. H., Hagen R. (Austria)

LARYNGEAL PACING FOR THE TREATMENT OF BILATERAL VOCAL FOLD PARALYSIS: PRELIMINARY LONG-TERM RESULTS OF A PROSPECTIVE FIRST-IN-HUMAN STUDY

Mueller A. H., Hagen R., Foerster G., Harnisch W., Baumbusch K., Pototschnig C. (Germany)

PATIENT SELECTION VIA ELECTRICAL LARYNGEAL STIMULATION AND STIMULATION PARAMETERS OF THE LARYNGEAL PACEMAKER SYSTEM FOR TREATING BILATERAL VOCAL FOLD PARALYSIS: A PROSPECTIVE, MULTICENTRE STUDY

Hagen R., Großmann W., Müller A., Förster G., Pototschnig C., Baumbusch K. (Germany)

MEDIALIZATION LARYNGOPLASTY IMPROVES THE SWALLOWING FUNCTION OF THE PATIENTS WITH UNILATERAL VOCAL FOLD PARALYSIS

Kono T., Saito K., Uno K., Yabe H., Ogawa K. (Japan)

VOICE OUTCOME FOLLOWING ARYTENOID ADDUCTION COMBINED WITH TWO DIFFERENT PROCEDURES (NERVE MUSCLE PEDICLE FLAP IMPLANTATION VS TYPE I THYROPLASTY) IN THE MANAGEMENT OF UNILATERAL VOCAL FOLD PARALYSIS

Kodama N., Kumai Y., Sanuki T., Toya Y., Yumoto E. (Japan)

OFFICE-BASED INJECTION LARYNGOPLASTY AS TREATMENT FOR UNILATERAL VOCAL FOLD PARALYSIS

Baizhumanova A. S., Tulebaev R. K., Kim H. (Kazakhstan)

UNILATERAL VOCAL FOLD PARALYSIS: COMPLICATION OF ENDOVASCULAR INTERVENTIONS

Cabral R. M., Pimentel J. C., Capucho M. C., Cruz M. F., Escada P. (Portugal)

GLOTTOPLASTY AMONG MALE TO FEMALE TRANSGENDERS

Geneid A., Rihkanen H., Kinnari T. (Finland)

EFFICIENCY OF ELECTRIC NEURO-STIMULATION IN TREATMENT OF PRESBYPHONIA IN AN ANIMAL MODEL

Gugatschka M., Bachna-Rotter S., Gerstenberger C., Jarvis J., Schlager H. J., Karbiener M., Friedrich G. (Austria)

PROSPECTIVE EVALUATION OF CLINICAL FEATURES AND SURGICAL OUTCOMES FOLLOWING CLOSED REDUCTION OF ARYTENOID DISLOCATION

Lee S. W. (Republic of Korea)

Coffee Break

Time: 16:30–17:00

Instructional Course IC-060

Title: LASER GLOTTOPLASTY FOR A FEMININE VOICE QUALITY
Time: 17:00–17:45

Chair: Ismail Kocak (Turkey)



Tuesday, June 9, 2015

Terrace I

Instructional Course IC-045

Title: ALL FACIAL DECOMPRESSION TECHNIQUES: MIDDLE CRANIAL FOSSA, TRANSMASTOID EXTRALABYRINTHINE, AND ZYGOMATIC ROOT APPROACHES

Time: 08:00–08:45

Chair: Tuncay Ulug (Turkey)

Break

Time: 08:45–09:00

Round Table RT-042

Title: MIDDLE EAR VENTILATION (EAONO Session)

Time: 09:00–10:30

Moderator: Nuri Özgirgin (Turkey)

Panelists: Holger Sudhoff (Germany)
Matthew Yung (United Kingdom)
Stefan Plontke (Germany)

Coffee Break

Time: 10:30–11:00

Keynote Lecture KL-044

Title: VESTIBULAR SCHWANNOMA: 25 YEARS OF EXPERIENCE. WHAT DID WE LEARN

Time: 11:00–11:30

Chair: Nuri Özgirgin (Turkey)

Lecturer: Franco Trabalzini (Italy)

Round Table RT-058

Title: RECOGNIZING HUNTER SYNDROME: ARE PAEDIATRIC OTOLARYNGOLOGISTS THE KEY TO EARLY DIAGNOSIS?

Time: 11:30–13:00

Moderator: Annerose Keilmann (Germany)

Panelists: Christina Lampe (Germany)
Martin Magner (Czech Republic)

Lunch Break

Time: 13:00–14:30



Keynote Lecture KL-060

Title: OSAS AND METHABOLIC DISORDERS: THE ROLE OF THE ENT SPECIALIST

Time: 14:30–15:00

Chair: Joachim T. Maurer (Germany)

Lecturer: Desiderio Passali (Italy)

Free Papers FP-030

Topic: PEDIATRIC OTOLARYNGOLOGY – RHINOLOGY

Time: 15:00–16:30

Chair: Almomen A. A., Slapak I.

PEDIATRIC FESS& ENDOSCOPIC SKULL BASE SURGERY

Almomen A. A. (Saudi Arabia)

DIFFICULTIES IN DIAGNOSIS AND TREATMENT OF TRANSETHMOIDAL NASAL MENINGOCELE IN PEDIATRIC PATIENTS

Nelu R. E., Dumitrescu N., Manea C. M., Sarafoleanu C. (Romania)

ADENOID VEGETATIONS AND ALLERGIC RHINITIS IN CHILDREN

Garashchenko T. I., Revyakina V. A., Boykova N. E. (Russian Federation)

PAEDIATRIC NASAL CYTOLOGY: PRELIMINARY DATA ON THE COMPARISON OF TWO DIFFERENT SAMPLING METHODS

Pipolo C., Fuccillo E., Bianchini S., Torretta S., Felisati G., Marchisio P. (Italy)

UNCINATE PROCESS CONFIGURATION IN PEDIATRIC AGE GROUP

Qudah M. (Jordan)

FUNCTIONAL PARTIAL ENDOSCOPIC ADENOIDECTOMY: 10-YEARS' EXPERIENCE

Rusetsky Y., Chernyshenko I., Polunina T., Latysheva E. (Russian Federation)

INDICATIONS FOR ENDONASAL ENDOSCOPIC SURGERY IN CHILDREN

Slapak I. (Czech Republic)

THE 2007-2013 TRENDS IN THE PREVALENCE OF ALLERGIC RHINITIS AND ALLERGY IN PRIMARY SCHOOLCHILDREN IN BUDAPEST

Sultész M., Katona G., Hirschberg A., Gálffy G. (Hungary)

ENDOSCOPIC ENDONASAL APPROACH TO SKULL BASE DEFECTS IN PEDIATRIC POPULATION

Zocchi J., Preti A., Gallo S., Lepera D., Pistochini A., Bignami M., Castelnuovo P. (Italy)

Coffee Break

Time: 16:30–17:00

Instructional Course IC-061

Title: THE NATURAL HISTORY OF VESTIBULAR SCHWANNOMA GROWTH AND HEARING – AN UPDATE ON MORE THAN 1000 OBSERVED PATIENTS IN THE WORLD'S LARGEST DATABASE IN COPENHAGEN

Time: 17:00–17:45

Chair: Per Cayé-Thomasen (Denmark)



Tuesday, June 9, 2015

Terrace II

Instructional Course IC-046

Title: MANAGEMENT OF EACH TINNITUS PATIENT
Time: 08:00–08:45

Chair: Clarice Saba (Brazil)

Break

Time: 08:45–09:00

Round Table RT-043

Title: PHONOSURGERY REVISITED: PAST, PRESENT AND FUTURE TRENDS
Time: 09:00–10:30

Moderator: Anastasios Hantzakos (United Arab Emirates)
Panelists: Elizabeth Sjogren (The Netherlands)
Marc Remacle (Belgium)
Markus Gugatschka (Austria)
Frederik G. Dikkers (The Netherlands)

Coffee Break

Time: 10:30–11:00

Keynote Lecture KL-045

Title: GLOTTIS AERODYNAMICS FOR PHONOSURGEONS
Time: 11:00–11:30

Chair: Anastasios Hantzakos (United Arab Emirates)
Lecturer: Antoine Giovanni (France)

Round Table RT-059

Title: EGFL – TREATMENT OPTIONS IN BILATERAL RECURRENT LARYNGEAL NERVE PALSY:
FROM SURGICAL WIDENING TO REINNERVATION, TISSUE ENGINEERING AND PACE MAKING
Time: 11:30–13:00

Moderator: Rudolf Hagen (Germany)
Panelists: Michal Zábrodský (Czech Republic)
Claus Pototschnig (Austria)
Jean-Paul Marie (France)
Andreas Müller (Germany)

Lunch Break

Time: 13:00–14:30



Keynote Lecture KL-061

Title: A CONTEMPORARY EVIDENCE BASED APPROACH TO THE MANAGEMENT OF DYSPHAGIA

Time: 14:30–15:00

Chair: Norbert Kleinsasser (Germany)

Lecturer: Ali Al-Hussaini (United Kingdom)

Free Papers FP-031

Topic: PHONiatrics

Time: 15:00–16:30

Chair: Beaver M. E., Černý M.

IMPACT OF DILATION ON VOICE IN SUBGLOTTIC-STENOSIS: A PROSPECTIVE STUDY

Karatayli Ozgursoy S., Akst L. M., Best S., Pacheco-Lopez P., Teets K., Hillel A. T. (Turkey)

OFFICE-BASED TREATMENT OF VOCAL FOLD POLYP AND SELF-PERCEIVED VOICE HANDICAP IMPROVEMENTS

Obeso S. A., Morales C. A., Del Valle A. Z., Garcia R. Z., Gonzalez R. A., Rubio A. S. (Spain)

TYPE A BOTULINUM TOXIN INJECTION FOR VOCAL FOLD GRANULOMAS. HOW MUCH IS REFLUX REALLY INVOLVED?

Zubiaur F. M. (Mexico)

PREVALENCE OF EXCLUSIVE NOCTURNAL/SUPINE PHARYNGEAL REFLUX IN PATIENTS WITH CHRONIC LARYNGOTRACHEITIS

Beaver M. E., Raza F. (United States)

VOICE PROBLEMS AMONG LARYNGOPHARYNGEAL REFLUX PATIENTS DIAGNOSED WITH OROPHARYNGEAL PH MONITORING

Mesallam T. A., Malki K., Farahat M., Bukhari M., Al-harethy S. (Saudi Arabia)

DEVELOPMENT OF THE ARABIC VERSION OF DYSPHAGIA HANDICAP INDEX (DHI)

Desouky M. F., AlMalki K. H., Mesallam T. A., Bukhari M. A., AlHarethy S. E. (Saudi Arabia)

COMPARING FUNDAMENTAL FREQUENCY AVERAGE OF PERSIAN AND PERSIAN-ARABIC MALE STUDENTS

Khoramshahi H., Javadipour S., Dashtelei A. A., Noori H., Arabali F. (Islamic Republic of Iran)

MANAGEMENT OF DYSPHAGIA DIAGNOSTICS AND TREATMENT IN CZECH REPUBLIC

Černý M., Šatanková J., Chrobok V. (Czech Republic)

A NOVEL APPROACH TO ORAL AND OROPHARYNGEAL DYSPHAGIA: TONGUE PROSTHETIC ASSIST DEVICE (TPAD)

Gildener-Leapman N., Shayan M., Kim J., Vosler P., Chun Y. (United States)

DYSPHAGIA IN INCLUSION BODY MYOSITIS PATIENTS CAN BE EFFECTIVELY TREATED WITH BOTULINUM TOXIN

Schrey A. R., Airas L., Jokela M., Pulkkinen J. (Finland)

Coffee Break

Time: 16:30–17:00

Instructional Course IC-062

Title: UNDERSTANDING REFLUX AND ITS RELATIONSHIP WITH LARYNGEAL DISEASE

Time: 17:00–17:45

Chair: Guillermo Campos (Colombia)



Tuesday, June 9, 2015

Club B

Instructional Course IC-047

Title: PRIMARY RHINOSEPTOPLASTY: AN OVERALL APPROACH TO NASAL DEFORMITIES IN CLEFT LIP AND PALATE PATIENTS

Time: 08:00–08:45

Chair: Valentina Pinto (Italy)

Co-instructors: Ottavio Piccin (Italy), Paolo Morselli (Italy)

Break

Time: 08:45–09:00

Round Table RT-044

Title: FACELIFT: WHICH TECHNIQUE, WHY?

Time: 09:00–10:30

Moderator: Özcan Çakmak (Turkey)

Panelists: Holger G. Gassner (Germany)
Alwyn D'Souza (United Kingdom)
Jose Carlos Neves (Portugal)
Fazil Apaydin (Turkey)

Coffee Break

Time: 10:30–11:00

Keynote Lecture KL-046

Title: RHINOPLASTY IN CHILDREN, INDICATIONS AND LIMITATIONS

Time: 11:00–11:30

Chair: Özcan Çakmak (Turkey)

Lecturer: Dirk Jan Menger (The Netherlands)

Round Table RT-060

Title: RECONSTRUCTION OF FACIAL DEFECTS AFTER SKIN CANCER REMOVAL

Time: 11:30–13:00

Moderator: Holger G. Gassner (Germany)

Panelists: Tim Woolford (United Kingdom)
Alwyn D'Souza (United Kingdom)
Salvatore Lettieri (United States)

Lunch Break

Time: 13:00–14:30



Keynote Lecture KL-062

Title: BLEPHAROPLASTY: PEARLS TO PREVENT COMPLICATIONS

Time: 14:30–15:00

Chair: Alwyn D'Souza (United Kingdom)

Lecturer: Özcan Çakmak (Turkey)

Free Papers FP-032

Topic: FACIAL PLASTIC AND RECONSTRUCTIVE SURGERY

Time: 15:00–16:30

Chair: Carta F., Jaiswal D.

RESULTS OF RADIAL FOREARM FREE FLAP USE IN ORAL CAVITY RECONSTRUCTION

Adilbay D. G., Adilbayev G. B., Akhmedin D. N., Li D. V., Amandosova A. N. (Kazakhstan)

RISK FACTOR OF FREE FLAP FAILURE IN HEAD AND NECK CANCER

Bach C. A., Rebours C., Chauvin A., Wagner I., Guth A., Denoux Y., Chabolle F. (France)

MICROVASCULAR FREE-FLAP RECONSTRUCTION IN HEAD AND NECK ONCOLOGIC SURGERY: 19 YEARS OF EXPERIENCE

Carta F., Sionis S., Sanbiagio G. B., Locche R., Puxeddu R. (Italy)

SALVAGE TOTAL LARYNGECTOMY AFTER (CHEMO)-RADIATION: FISTULA AND STENOSIS PREVENTION BY FASCIO-CUTANEOUS FREE FLAPS

Piazza C., Del Bon F., Paderno A., Taglietti V., Grammatica A., Nicolai P. (Italy)

FREE FLAPS FOR HEAD AND NECK RECONSTRUCTION IN THE ELDERLY: A RETROSPECTIVE ANALYSIS ON 453 PATIENTS

Grammatica A., Piazza C., Paderno A., Taglietti V., Nicolai P. (Italy)

10 CASES OF AN ADDITIONAL FREE STYLE PERFORATOR FREE FLAP FOR EXTERNAL SKIN DEFECT IN EXTENSIVE COMPOSITE SEGMENTAL MANDIBULECTOMY RECONSTRUCTED WITH FREE FIBULA OSTEOCUTANEOUS FLAP

Jaiswal D., Yadav P. S., Shankhdhar V. (India)

ALT FLAP HARVEST -DEALING WITH VARIABLE ANATOMY, 170 FLAP EXPERIENCE WITH 98.8% SUCCESS RATE. ANTERIOR, DOPPLER GUIDED, NON-COMMITTAL, PERFORATOR TO PEDICLE, NERVE AND MUSCLE PRESERVING APPROACH

Jaiswal D. (India)

FREE FLAPS IN HEAD AND NECK SURGERY – OUR EXPERIENCE

Rodrigues F. N., Frias P., Pereira C., Soares V., Marques A. C., Santos J. M. (Portugal)

FUNCTIONAL OUTCOMES AND DONOR SITE MORBIDITY AFTER PALATOMAXILLARY RECONSTRUCTION USING THE SCAPULAR ANGLE OSTEO MUSCULAR FREE FLAP

Taglietti V., Piazza C., Paderno A., Grammatica A., Nicolai P. (Italy)

Coffee Break

Time: 16:30–17:00

Instructional Course IC-063

Title: OPEN SEPTORHINOPLASTY

Time: 17:00–17:45

Chair: Marián Sičák (Slovakia)



Tuesday, June 9, 2015

Club D

Instructional Course IC-048

Title: TREATMENT OF CHRONIC FRONTAL RHINOSINUSITIS WITH BALLOON SINUPLASTY, ENDOSCOPIC SURGERY AND OBLITERATION

Time: 08:00–08:45

Chair: Gregor Bachmann-Harildstad (Norway)

Break

Time: 08:45–09:00

Round Table RT-045

Title: FRONTAL SINUS

Time: 09:00–10:30

Moderator: Christos Georgalas (The Netherlands)

Panelists: Islam Herzallah (Egypt & Saudi Arabia)

Cem Meço (Turkey)

Sergei Karpischenko (Russian Federation)

Petr Matoušek (Czech Republic)

Coffee Break

Time: 10:30–11:00

Keynote Lecture KL-047

Title: PHARYNGOCUTANEOUS FISTULA AFTER TOTAL LARYNGECTOMY: A SYSTEMATIC REVIEW

Time: 11:00–11:30

Chair: Gregor Bachmann-Harildstad (Norway)

Lecturer: Rogerio Dedivitis (Brazil)

Round Table RT-061

Title: HEREDITARY HEMORRHAGIC TELEANGIECTASIA

Time: 11:30–13:00

Moderator: Valerie Lund (United Kingdom)

Panelists: Gregor Bachmann-Harildstad (Norway)

Claudiu Manca (Romania)

Mikhail Melnikov (Russian Federation)

Chiara Martone (Italy)

Lunch Break

Time: 13:00–14:30



Keynote Lecture KL-063

Title: THE SURGICAL MANAGEMENT OF PARAPHARYNGEAL SPACE LESIONS

Time: 14:30–15:00

Chair: Rogerio Dedivitis (Brazil)

Lecturer: Dan Fliss (Israel)

Free Papers FP-033

Topic: FACIAL PLASTIC AND RECONSTRUCTIVE SURGERY – SEPTO AND RHINOPLASTY

Time: 15:00–16:30

Chair: Doležal P., Virkkula P.

COMPREHENSIVE RECONSTRUCTION OF THE EXTERNAL NOSE

Colletti G., Allevi F., Brusati R. (Italy)

REVISION SEPTORINOPLASTY

Doležal P. (Slovakia)

SECONDARY RHINOPLASTY

El Achkar I. Y. (Lebanon)

SURGICAL PROTOCOL FOR CORRECTION OF THE HUMP NOSE WITH MAINTAINING OF THE INTERNAL VALVE

Glushko A., Drobyshev A., Pavluk-Pavluchenko L., Dzampaeva I. (Russian Federation)

THE TREATMENT OF THE BLOW-OUT FRACTURES

Kovář D., Voldřich Z., Voska P., Lešták J., Fundová P. (Czech Republic)

THE NEW CARTILAGE „CUFF“ TECHNIQUE OF THE NASAL SEPTAL PERFORATION CLOSURE

Kozulina M., Peric B., Piskunov G. (Russian Federation)

REPOSITIONED LATERAL CRURAL FLAP TECHNIQUE FOR CEPHALIC MALPOSITION IN RHINOPLASTY

Mohebbi A., Azizi A., Tabatabaiee S. (Islamic Republic of Iran)

SEPTUM STABILIZATION IN RHINOSEPTOPLASTY. GUILLEN'S ROTATION-TRANSLATION SUTURE

Mir N., Diez S., Marin C., Piñeiro Z. (Spain)

NASAL SEPTAL PERFORATION REPAIR WITH TEMPORAL FASCIA AND PERIOSTEAL GRAFTS

Virkkula P., Mäkitie A., Vento S. (Finland)

Coffee Break

Time: 16:30–17:00

Instructional Course IC-064


Title: RECONSTRUCTION OF STENOSIS OF THE LARYNGO-TRACHEAL SEGMENT

Time: 17:00–17:45

Chair: Michael Wolf (Israel)



Wednesday, June 10, 2015

Time	Meeting Hall I	Panorama Hall	Small Hall	Forum Hall	Meeting Hall IV	Meeting Hall V	North Hall	Club A
	OTO	HN	RHINO	LAR/HN	OTO/HN/ RHINO/PHON/ LAR	OTO/LAR	RHINO/PED	HN/MISC/LAR
08:00–08:45 IC	IC-065 Vincent Otosclerosis Surgery. Rules and Hints from Different European Perspectives	IC-066 Krishnan Transoral Robotic Resection of Oropharyngeal and Parapharyngeal Tumours	IC-035 Georgalas Nasal Malignancy	IC-068 Nicolai Parapharyngeal Space Tumors: Advances in Diagnosis and Treatment	IC-069 Weinstein Transoral Robotic Surgery(TORS): When to Do It, When Not to Do It and How to Do It Safely	IC-070 Remacle Phonosurgery with CO ₂ Laser under Fiberoptic Endoscopy	IC-071 Meço A Modern Concept in CSF Diagnosis and Dura Repair	IC-088 Záborský Narrow Band Optical Imaging: Its Use and Value for the Head and Neck Cancer Patient
08:45–09:00	BREAK	BREAK	BREAK	BREAK	BREAK	BREAK	BREAK	BREAK
09:00–10:30 RT	RT-062 Emmett Expanding Access to Cochlear Implantation 	RT-063 Golusiński Oropharyngeal Cancer	RT-064 Nicolai Endoscopic Surgery for Nasal Malignancies: State of the Art and Future Perspectives	KL-109 Spriano Supracricoid Laryngectomy after Radiation Failure BREAK	RT-065 Rovo Bone Conduction Hearing: e.g. Transcutaneous Versus Percutaneous	RT-066 Profant Revision Stapes Surgery	RT-067 Leunig Avoiding the Worst Case Scenario in FESS	RT-068 Albegger Postgraduate Training in Europe and Overseas
10:30–11:00	COFFEE BREAK	COFFEE BREAK	COFFEE BREAK	COFFEE BREAK	COFFEE BREAK	COFFEE BREAK	COFFEE BREAK	COFFEE BREAK
11:00–11:30 KL	KL-064 Moffat Complications of Mastoid Surgery: Avoidance and Treatment	KL-065 Myers History, Present and Future of Head and Neck Cancer	KL-066 Fokkens My Approach to the Difficult Sinus Patient	KL-067 Hosal Surgical Concerns for Chemoradiation in Advanced Laryngeal Cancer	KL-068 Vincent Congenital Malformation of the Ossicular Chain – Surgical Findings and Techniques	KL-069 Mikulc Vestibular Migraine	KL-070 Ponikau Steroids in CRS: The Good, the Bad, the Ugly	KL-071 Pedersen Present Results and Future Plans for the Work in the European Union of Medical Specialists, Section of Oto- rhinolaryngol- ogy (UEMS ORL Section)
11:30–13:00 RT	RT-077 Officiers Residual (Cholesteatoma) Disease – How to Decrease and How to Manage	RT-078 Knecht & Klozar Organ Preservation Today	RT-079 Lopatin Turbinate Surgery	FP-034 LAR	RT-080 Eloy Dacryocysto- rhinostomy	RT-081 Lassaletta Cochlear Implantation in Special Cases	RT-082 Lund Refractory Chronic Rhinosinusitis	RT-083 Mehanna Endoscopic vs. External Procedures in Head and Neck Surgery
13:00–14:30	LUNCH BREAK	LUNCH BREAK	LUNCH BREAK	LUNCH BREAK	LUNCH BREAK	LUNCH BREAK	LUNCH BREAK	LUNCH BREAK
14:30–15:00 KL	KL-080 Sanna Diagnosis, Classification and Management of Petrous Bone Cholesteatoma	KL-081 Riechelmann Predictive Biomarkers in Head & Neck Cancer	KL-082 Lund Do We Over-Treat the Nose?	KL-083 Stankovic Surgery for Laryngeal Carcinoma. From Laser to Open Surgery. From Primary to Salvage Laryngectomy.	KL-084 Kamalski What is the Best Laser to Use in Stapedotomy?	KL-085 Mlynski The Vibrant Soundbridge – Treatment and Technology in Transition	KL-086 Bernal- Sprekelsen Endoscopic Approach to Extended Juvenile Angiofibromas	KL-087 Shah Evolution of Neck Dissection
15:00–16:30 FP	FP-035 OTO	FP-036 HN	FP-037 RHINO	FP-038 LAR	FP-039 PHON	FP-040 OTO	FP-041 PED	FP-042 HN
16:30–17:00	COFFEE BREAK	COFFEE BREAK	COFFEE BREAK	COFFEE BREAK	COFFEE BREAK	COFFEE BREAK	COFFEE BREAK	COFFEE BREAK
17:00–17:45 IC	IC-081 Portmann The Choice of the Tympano-Meatal Flap in Underlay Tympanoplasty	IC-082 Chan Surgical Management of Pharyngo- Esophageal Tumours	IC-083 Weber Endoscopic Frontal Sinus Surgery: A Stepwise Approach	IC-084 De Transnasal Oesophagoscopy: A Practical Course to Expand Your Diagnostic Ability and Clinical Practice	IC-085 Marie Laryngeal Reinnervation in Unilateral and Bilateral Vocal Fold Paralysis	IC-086 Rebol Indications, Surgery and the Outcomes for Transcutaneous and Percutaneous Bone Conduction Hearing Systems (BAHA)	IC-087 Katona Cleft Lip and Palate and the Paediatric Otolaryngologist	IC-072 Larrosa iPhone/iPad Applications for the Otolaryngologist

IC – Instructional Course, RT – Round Table, KL – Keynote Lecture, FP – Free Papers

 OTO
  RHINO
  LAR
  HN
  PLAST
  PED
  SLEEP
  PHON
  MISC

 AAO-HNS Session
  14th Czech-German ENT Day

Sunday, June 7, 2015

Monday, June 8, 2015




Tuesday, June 9, 2015

Wednesday, June 10, 2015

Thursday, June 11, 2015



(Last update on May 14, 2015)

Club E	Club H	Chamber Hall	Small Theatre	Terrace I	Terrace II	Club B	Club D	Time
HN	PLAST/OTO/ RHINO	PED	CZ-DE DAY 	SLEEP	PHON/HN/LAR	OTO/LAR	RHINO	
IC-073 Quer Controversies in Surgery for Benign Tumors of the Parotid	IC-074 Lettieri Treatment of Mandible Fractures	IC-103 Doherty Paediatric National Tracheostomy Safety Project: Resuscitation Algorithms, Bed Head Signs and Training	IC-076 Lörincz Robotic Thyroid- ectomy – How I Do It: Technical Considerations, Indications, Con- traindications and Individual Patient Selection	IC-077 Chabolle Simple Snoring Management: Keys for Success	RT-120 Sopko & Wendler & am Zehnhoff- Dinnesen UEP/EAP RT in Honour of František Šram	IC-079 Hizalan Retraction Pockets – How to Deal with?	IC-080 Vodička Examination of Smell and Taste – Psychophysical Methods	08:00–08:45 IC
BREAK	BREAK	BREAK	BREAK	BREAK	BREAK	BREAK	BREAK	08:45–09:00
RT-069 Marchal Update on Sialendoscopy	RT-070 Fliss Mandibular Reconstruction	RT-071 Ramadan Management of Pediatric Sinusitis 	RT-072 Zenk The Importance of Ultrasound in Otorhinolaryn- gology	RT-073 Verse Diagnosis and Treatment of Sleep Disordered Breathing	RT-074 am Zehnhoff- Dinnesen Hearing, Speech and Communication in Phoniatrics Clinical Spectrum (UEP/EAP Session)	RT-075 Zahnert Grafting Materials in Tymanoplasty	RT-076 Landis Olfactory Disorders – Important Clinical Aspects	09:00–10:30 RT
COFFEE BREAK	COFFEE BREAK	COFFEE BREAK	COFFEE BREAK	COFFEE BREAK	COFFEE BREAK	COFFEE BREAK	COFFEE BREAK	10:30–11:00
KL-072 Knecht Is Really Chemoradiation the Future Standard for Treatment of Oropharyngeal and Laryngeal Cancer?	KL-073 Hagen 25 years of Microvascular Reconstruction to Restore Laryngeal Function Following Total or Partial Laryngectomy	KL-074 Jorissen Diagnosis of Primary Ciliary Dyskinesia	KL-075 Plzák Neck Dissection in Thyroid Cancer	KL-076 Hörmann Snoring – the Contemporary Approach	KL-077 Schindler Child Language Assessment: A Phoniatric Perspective (UEP/EAP Session)	KL-078 Somers Management of Major Ear Malformations	KL-079 Landis Taste Disorders	11:00–11:30 KL
RT-084 Shah Global Education in H&N Surgery and Oncology	RT-085 Piazza Update in Free Flaps	RT-086 Neumann Early Identification and Intervention for Infant Hearing Loss: Global Access and Advances 	RT-087 Iro Adenoid Cystic Carcinoma of the Salivary Glands: An Update	RT-088 Maurer Guidelines and Position Papers Reloaded: Sleep Medicine in Daily Practice	RT-089 Wisirska- Woznica Voice Performance (UEP/EAP Session)	RT-090 Sterkers Update on Management of Vestibular Schwannoma	RT-091 Sousa Vieira Septal Perforation	11:30–13:00 RT
LUNCH BREAK	LUNCH BREAK	INDUSTRY SPONSORED SYMPOSIUM	LUNCH BREAK	LUNCH BREAK	LUNCH BREAK	LUNCH BREAK	LUNCH BREAK	13:00–14:30
KL-088 Golusinski Make Sense Campaign Across Europe	KL-089 Grolman Effectiveness of Bilateral Versus Unilateral cochlear Implantation in Postlingually Deafened Adults	KL-090 Szyfter Hearing Screening Program for Newborns	KL-091 Hummel Diagnosis and Treatment of Smell Loss – Where We Stand, Where We Should Go	KL-092 Sommer When Anatomy Is Not the Cause: Functional Treatment of Obstructive Sleep Apnea Today and Tomorrow	KL-093 de Jong Videokymogra- phy in Phoniatric Clinical Practice (UEP/EAP Session)	KL-094 Gleeson The Changing Face of Cervico- temporal Paraganglioma Management	KL-095 Battaglia Endoscopic Transnasal Approaches to Pterygopalatine Fossa	14:30–15:00 KL
FP-043 HN	FP-044 RHINO	FP-045 PED	FP-046 CZ-DE DAY	FP-047 SLEEP	FP-048 HN	FP-049 LAR	FP-050 RHINO	15:00–16:30 FP
COFFEE BREAK	COFFEE BREAK	COFFEE BREAK	COFFEE BREAK	COFFEE BREAK	COFFEE BREAK	COFFEE BREAK	COFFEE BREAK	16:30–17:00
IC-089 Zenk Obstructive Sialadenitis – Current Diagnosis and Therapy	IC-090 Xavier Preoperative Assessment of the Rhinoplasty Patient	IC-091 Coutinho Blood and Hearing	IC-092 Kastner Ultrasound and Its Application in Otorhinolaryn- gology	IC-093 Kotecha Surgical Management of CPAP – Unresponsive Obstructive Sleep Apnoea	IC-094 Matar Transoral Laser Microsurgery for Early Glottic Cancer: From Surgical Tips to Evidence-Based Review	IC-095 Chovanc Transtemporal Approaches in Surgery of the Posterolateral Cranial Base	IC-096 Macchi Nasal Cytology: A New Method to Diagnosis of Rhinitis	17:00–17:45 IC

Sunday, June 7, 2015

Monday, June 8, 2015

Tuesday, June 9, 2015

Wednesday, June 10, 2015

Thursday, June 11, 2015



Wednesday, June 10, 2015

Meeting Hall I

Instructional Course IC-065

Title: OTOSCLEROSIS SURGERY. RULES AND HINTS FROM DIFFERENT EUROPEAN PERSPECTIVES
Time: 08:00–08:45

Chair: Robert Vincent (France)
Co-instructors: Wilko Grolman (The Netherlands), John Oates (United Kingdom)

Break

Time: 08:45–09:00

Round Table RT-062

Title: EXPANDING ACCESS TO COCHLEAR IMPLANTATION (AAO-HNS Session)
Time: 09:00–10:30

Moderator: Susan Emmett (United States)
Panelists: Brian McKinnon (United States)
Piotr H. Skarzynski (Poland)
Kalyani Mandke (India)

Coffee Break

Time: 10:30–11:00

Keynote Lecture KL-064

Title: COMPLICATIONS OF MASTOID SURGERY: AVOIDANCE AND TREATMENT
Time: 11:00–11:30

Chair: Christopher Aldren (United Kingdom)
Lecturer: David Moffat (United Kingdom)

Round Table RT-077

Title: RESIDUAL (CHOLESTEATOMA) DISEASE – HOW TO DECREASE AND HOW TO MANAGE
Time: 11:30–13:00

Moderator: Erwin Offeciars (Belgium)
Panelists: Tuncay Ulug (Turkey)
Onur Çelik (Turkey)
Daniele Bernardeschi (France)
Ronald Pennings (The Netherlands)

Lunch Break

Time: 13:00–14:30



Keynote Lecture KL-080

Title: DIAGNOSIS, CLASSIFICATION AND MANAGEMENT OF PETROUS BONE CHOLESTEATOMA
Time: 14:30–15:00

Chair: Erwin Offeciers (Belgium)
Lecturer: Mario Sanna (Italy)

Free Papers FP-035

Topic: OTOLOGY / NEUROTOLOGY – INNER EAR
Time: 15:00–16:30

Chair: Fergie N., Sosna M.

EVALUATION OF A ONE STOP TINNITUS SERVICE

Farr M. R., Deleito J. M., Xu Y., Ray J. (United Kingdom)

A NEW AND ORIGINAL APPROACH FOR THE TREATMENT OF CHRONIC SUBJECTIVE TINNITUS: AUDITORY AND VISUAL 3D VIRTUAL REALITY

Malinvaud D., Londero A., Niarra R., Peignard P., Warusfel O., Viaud-Delmon I., Chatellier G., Bonfils P. (France)

CHARACTERISTICS OF TINNITUS RESULTING FROM HEAD INJURY COMPARED WITH TINNITUS RESULTING FROM ACOUSTIC TRAUMA

Oron Y., Goldfarb A., Tamir S., Roth Y. (Israel)

PSYCHOMETRIC PROPERTIES OF THE LITHUANIAN TINNITUS HANDICAP INVENTORY

Uloziene I., Balnyte R., Alzbutiene G., Arechvo I., Vaitkus A., Sileikyte M., Saferis V., Ulozas V. (Lithuania)

THE CLINICAL VALUE OF FOAM POSTUROGRAPHY IN ASSESSING PATIENTS WITH PERIPHERAL VESTIBULAR DISORDERS – OUR EXPERIENCE

Enache R., Sarafoleanu C., Sarafoleanu D. (Romania)

MIGRAINOUS VERTIGO- FACT OR FICTION

Fergie N., Meehan T., Nogueira C., Kamel U. (United Kingdom)

THE VALUE OF THE STRAIGHT HEAD HANGING TEST IN THE DIAGNOSIS OF BENIGN PAROXYSMAL POSITIONAL VERTIGO

Li J. R., Guo P. F., Zhang H. (China)

THE INFLUENCE OF COCHLEAR IMPLANTATION ON VESTIBULAR FUNCTION IN PARTIAL DEAFNESS TREATMENT

Sosna M., Pietrasik K., Tacikowska G., Listwon J., Skarzynski P. H., Skarzynski H. (Poland)

SHOULD MATERNAL PREECLAMPSIA BE ONE OF THE HIGH RISK FACTORS FOR UNIVERSAL NEWBORN HEARING SCREENING PROGRAMME?

Yilmaz Hanege B., Hanege F. M., Kalcioğlu M. T., Gocmen A. (Turkey)

ELECTROPHYSIOLOGY: RESEARCH IN CHILDREN WITH HIV

Gregory L., Sleifer P., Cardoso E., Goetze T. B., Rosa R. F., Zen P. R. (Brazil)

Coffee Break

Time: 16:30–17:00

Instructional Course IC-081

Title: THE CHOICE OF THE TYMPANO-MEATAL FLAP IN UNDERLAY TYMPANOPLASTY
Time: 17:00–17:45

Chair: Didier Portmann (France)
Co-instructor: Monique Decat (Belgium)



Wednesday, June 10, 2015

Panorama Hall

Instructional Course IC-066

Title: TRANSORAL ROBOTIC RESECTION OF OROPHARYNGEAL AND PARAPHARYNGEAL TUMOURS
Time: 08:00–08:45

Chair: Suren Krishnan (Australia)
Co-instructor: Enyinnaya Ofo (United Kingdom)

Break

Time: 08:45–09:00

Round Table RT-063

Title: OROPHARYNGEAL CANCER
Time: 09:00–10:30

Moderator: Wojciech Golusiński (Poland)
Panelists: Jan Klozar (Czech Republic)
Hisham Mchanna (United Kingdom)
Andreas Dietz (Germany)
Stephan Lang (Germany)

Coffee Break

Time: 10:30–11:00

Keynote Lecture KL-065

Title: HISTORY, PRESENT AND FUTURE OF HEAD AND NECK CANCER
Time: 11:00–11:30

Chair: Jan Betka (Czech Republic)
Lecturer: Eugene Myers (United States)

Round Table RT-078

Title: ORGAN PRESERVATION TODAY
Time: 11:30–13:00

Moderators: Rainald Knecht (Germany)
Jan Klozar (Czech Republic)
Panelists: Mererid Evans (United Kingdom)
Georges Lawson (Belgium)

Lunch Break

Time: 13:00–14:30



Keynote Lecture KL-081

Title: PREDICTIVE BIOMARKERS IN HEAD & NECK CANCER

Time: 14:30–15:00

Chair: Georges Lawson (Belgium)

Lecturer: Herbert Riechelmann (Austria)

Free Papers FP-036

Topic: HEAD AND NECK – PAROTID

Time: 15:00–16:30

Chair: Accorona R., Dias L.

RECURRENT PLEOMORPHIC ADENOMA (RPA) OF THE PAROTID GLAND: PROGNOSTIC FACTORS AND OUTCOME IN A SINGLE-CENTER SERIES OF 49 PATIENTS

Accorona R., Mattavelli D., Lombardi D., Redaelli de Zinis L. O., Nicolai P. (Italy)

EVALUATION OF RISK FACTOR OF FACIAL NERVE PALSY POST PAROTIDECTOMY

Alghamdi S. A. (Saudi Arabia)

EXTRA-CAPSULAR DISSECTION FOR BENIGN PAROTID TUMOURS: OUR EXPERIENCE IN 100 PATIENTS

Daoud M., Merai H., Ramachandran K., Morgan N. J. (United Kingdom)

SURGICAL APPROACHES TO REVISION PAROTIDECTOMY

Dias L., Carr E., Beasley N. (United Kingdom)

SURGICAL MANAGEMENT OF PAROTID GLAND TUMORS

Pérez Marrero N. E., Rodríguez Paradinas M., Gamboa Mutuberria F. J., Rivera Rodríguez T. (Spain)

THE FACELIFT APPROACH TO PAROTIDECTOMY: A REPORT OF 10 YEARS EXPERIENCE

Sproat R., Rennie C., Yao A., Nouraei R., Grant W. E. (United Kingdom)

THE ROLE OF PERIOPERATIVE ANTIBIOTIC TREATMENT IN PAROTID GLAND SURGERY

Shkedy Y., Alkan U., Roman B., Hilly O., Feinmesser R., Bachar G., Mizrachi A. (United States)

Coffee Break

Time: 16:30–17:00

Instructional Course IC-082

Title: SURGICAL MANAGEMENT OF PHARYNGO-ESOPHAGEAL TUMOURS

Time: 17:00–17:45

Chair: Jimmy Yu Wai Chan (Hong Kong)

Co-instructor: Velda Ling Yu Chow (Hong Kong)



Wednesday, June 10, 2015

Small Hall

Instructional Course IC-035

Title: NASAL MALIGNANCY
Time: 08:00–08:45

Chair: Christos Georgalas (The Netherlands)

Break

Time: 08:45–09:00

Round Table RT-064

Title: ENDOSCOPIC SURGERY FOR NASAL MALIGNANCIES: STATE OF THE ART AND FUTURE PERSPECTIVES
Time: 09:00–10:30

Moderator: Piero Nicolai (Italy)
Panelists: Valeric Lund (United Kingdom)
Philippe Herman (France)
Mark Jorissen (Belgium)
Paolo Castelnovo (Italy)
Jan Plzák (Czech Republic)

Coffee Break

Time: 10:30–11:00

Keynote Lecture KL-066

Title: MY APPROACH TO THE DIFFICULT SINUS PATIENT
Time: 11:00–11:30

Chair: Piero Nicolai (Italy)
Lecturer: Wytske Fokkens (The Netherlands)

Round Table RT-079

Title: TURBINATE SURGERY
Time: 11:30–13:00

Moderator: Andrey Lopatin (Russian Federation)
Panelists: Emmanuel Prokopakis (Greece)
Desiderio Passali (Italy)
Kai Johannes Lorenz (Germany)
Peter Valentin Tomazic (Austria)

Lunch Break

Time: 13:00–14:30



Keynote Lecture KL-082

Title: DOWE OVER-TREAT THE NOSE?

Time: 14:30–15:00

Chair: Rainer Weber (Germany)

Lecturer: Valerie Lund (United Kingdom)

Free Papers FP-037

Topic: RHINOLOGY / ALLERGY

Time: 15:00-16:30

Chair: Surda P., Vogt K.

NEWLY DESIGNED DOUBLE VASCULARIZED NASO-SEPTAL FLAPS TO PREVENT RESTENOSIS AFTER MODIFIED ENDOSCOPIC LOTHROP PROCEDURE (DRAF III): LABORATORY INVESTIGATION & PRELIMINARY RESULTS

AlQahtani A. A., Bignami M. M., AbdulRahman S. A., Castelnuovo P.P. (Saudi Arabia)

EVALUATION OF RESULTS AFTER SURGERIES FOR NASAL OBSTRUCTION DEPENDING OF NASAL PACKAGING

Drike I., Peksis K. (Latvia)

CORRECTION OF CARTILAGINOUS NASAL DEFORMITY USING L-STRUT CUTTING AND SUTURE TECHNIQUE

Eldehn A. F., Abdelnaseer U. M., Elhoshy H. M., Nassar A. M. (Egypt)

EFFECTS OF PLATELET RICH FIBRIN ON WOUND HEALING IN ASEPTOPLASTY MODEL

Hizal E., Turkoglu Babakurban S., Ozdemir B. H., Buyuklu F. (Turkey)

INFERIOR TURBINECTOMY: CLINICAL EVIDENCE OF POTENTIAL DRAWBACKS

Nour Y. (Egypt)

THE INFLUENCE OF SEPTOPLASTY ON THE COURSE OF CHRONIC RHINOSINUSITIS

Savovic S. N., Jovancevic L., Buljicik M., Kljajic V. (Serbia)

IMAGE ANALYSIS OF THE INNER NASAL VALVE AREA AS AN OBJECTIVE THERAPEUTIC EFFECT MEASUREMENT

Surda P., Walker A., Little S. A., Toma A., Barnes M. (Slovakia)

THE INFLAMMATORY-HYPERCOAGULATIVE SYNDROME AFTER PLASTIC CLOSURE OF NASAL SEPTAL PERFORATION

Kryukov A. I., Tsarapkin G. I., Margolin O. V., Gorovaya E. V., Panasov S. A. (Russian Federation)

BERNOULLI AND THE NASAL VALVE. CONCLUSIONS OF 18000 FINDINGS IN 4-PHASE-RHINOMANOMETRY

Vogt K. (Latvia)

EFFICIENCY OF ADIPOSE TISSUE DERIVED MESENCHYMAL STEM CELL SEEDED SCAFFOLD IN SEPTAL PERFORATION MODEL ON THE RABBIT AURICLE

Turanoglu A. K., Yigit O., Sunter A. V., Eyuboglu Unuvar F., Ovali E., Bozkurt E. R. (Turkey)

Coffee Break

Time: 16:30–17:00

Instructional Course IC-083

Title: ENDOSCOPIC FRONTAL SINUS SURGERY: A STEPWISE APPROACH

Time: 17:00–17:45

Chair: Rainer Weber (Germany)



Wednesday, June 10, 2015

Forum Hall

Instructional Course IC-068

Title: PARAPHARYNGEAL SPACE TUMORS: ADVANCES IN DIAGNOSIS AND TREATMENT
Time: 08:00–08:45

Chair: Piero Nicolai (Italy)
Co-instructors: Davide Lombardi (Italy), Alberto Paderno (Italy)

Break

Time: 08:45–09:00

Keynote Lecture KL-109

Title: SUPRACRICOID LARYNGECTOMY AFTER RADIATION FAILURE
Time: 09:00–09:30

Chair: Sefik Hosal (Turkey)
Lecturer: Giuseppe Spriano (Italy)

Coffee Break

Time: 10:30–11:00

Keynote Lecture KL-067

Title: SURGICAL CONCERNS FOR CHEMORADIATION IN ADVANCED LARYNGEAL CANCER
Time: 11:00–11:30

Chair: Hisham Mehanna (United Kingdom)
Lecturer: Sefik Hosal (Turkey)

Free Papers FP-034

Topic: LARYNGOLOGY – ADVANCED LARYNGEAL CANCER
Time: 11:30–13:00

Chair: Čoček A., Fakhry N.

TREATMENT OF LOCALLY ADVANCED SQUAMOUS CELL CARCINOMA OF THE LARYNX – TOTAL LARYNGECTOMY OR LARYNGEAL PRESERVATION?

Čoček A., Hahn A., Ambuš M., Liberko M., Licková K. (Czech Republic)

STRATEGIES IN REDUCING FISTULA INCIDENCE IN SALVAGE LARYNGECTOMY

Chow V., Carder C., Pitkin L. (United Kingdom)

NOVEL MANAGEMENT OF NON-HEALING TRACHEO-OESOPHAGEAL FISTULAE USING THE BLOM-SINGER ADJUSTABLE BI-FLANGED FISTULA PROSTHESIS, IN THE TOTAL LARYNGECTOMY PATIENT POPULATION – A CASE SERIES

Carder C., Chow V., Pitkin L., Spraggs P., Gaulton M. (United Kingdom)

SURVIVAL OUTCOMES IN LOCOREGIONAL ADVANCED LARYNGEAL CANCER TREATED WITH PRIMARY OPEN LARYNGEAL SURGERY

Santos T. S., Estêvão R., Antunes L., Silva J. C., Monteiro E. (Portugal)

REDUCTION OF PHARYNGOCUTANEOUS FISTULA INCIDENCE BY CONTINUOUS MONITORING OF ITS INCIDENCE AND RISK FACTORS

Šifrer R., Strojjan P., Pukl P., Soklič T., Aničin A., Žargi M. (Slovenia)

QUALITY OF LIFE AFTER LARYNGECTOMY-THE CYPRUS EXPERIENCE

Thrasvoulou G., Aspris A., Vassiliou G., Kyamides Y. (Cyprus)

MINIMAL INVASIVE WIREGUIDED BALLOON CATHETER PUNCTURE FOR VOICE PROSTESIS INSERTION

Tobed M., Bores A., Aviles F. J., Sambola I., Lluansí J. (Spain)

MULTICENTRIC EVALUATION OF STRATEGIES FOR TREATMENT OF T1A GLOTTIC CARCINOMAS

Fakhry N., Vergez S., Santini L., Dessi P., Babin E., Giovanni A. (France)



Lunch Break

Time: 13:00–14:30

Keynote Lecture KL-083

Title: SURGERY FOR LARYNGEAL CARCINOMA. FROM LASER TO OPEN SURGERY. FROM PRIMARY TO SALVAGE LARYNGECTOMY.

Time: 14:30–15:00

Chair: Martin Burian (Austria)

Lecturer: Milan Stankovic (Serbia)

Free Papers FP-038

Topic: LARYNGOLOGY – LARYNGEAL SURGERY

Time: 15:00–16:30

Chair: Deganello A., Dulguerov P.

BOX PARTIAL LARYNGECTOMY: A NEW TECHNIQUE

Deganello A., Mannelli G., Gallo O. (Italy)

REHABILITATION OF LARYNGEAL'S FUNCTIONS BY A NEW CONCEPT OF INTRALARYNGEAL PROSTHESIS

Dupret-Bories A., Schultz P., Raguin T., Vrana E., Debry C. (France)

90° ROTATED THYREO-TRACHEOPEXY AFTER TOTAL AND SUBTOTAL CRICOIDECTOMY – A NEW SURGICAL METHOD

Bach A., Sztano B., Nagy A., Matievics V., Szegesdi I., Rovo L. (Hungary)

ENDOSCOPIC TREATMENT OF LARYNGOTRACHEAL STENOSIS – CAIRO EXPERIENCE

ElBadrawy A. (Egypt)

CARTILAGINOUS TUMORS OF THE LARYNX

Mustafaev D. M., Volkova K. B. (Russian Federation)

LARYNGEAL CANCER IN IRELAND: A TEN YEAR RETROSPECTIVE REVIEW OF NCRI DATA

Ahern S., Lennon P., O'Neill J. P. (Ireland)

MORBIDITY AND FUNCTIONAL OUTCOMES OF DIFFERENT TRANSORAL SUPRAGLOTTIC RESECTIONS

Piazza C., Del Bon F., Barbieri D., Grazioli P., Perotti P., Mangili S., Paderno A., Mazza G., Frittoli B., Nicolai P., Peretti G. (Italy)

ANATOMO-CLINICAL, HISTOLOGICAL AND IMMUNOHISTOCHEMICAL CORRELATIONS IN LARYNX CANCER

Ciolofan S., Ionita E., Anghelina E., Mogoanta C., Enescu A. (Romania)

RANDOMIZED COMPARISON OF CRICOTHYROTOMY TECHNIQUES

Dulguerov P., Feigl G., Heymans F. (Switzerland)

Coffee Break

Time: 16:30–17:00

Instructional Course IC-084

Title: TRANSNASAL OESOPHAGOSCOPY: A PRACTICAL COURSE TO EXPAND YOUR DIAGNOSTIC ABILITY AND CLINICAL PRACTICE

Time: 17:00–17:45

Chair: Mriganka De (United Kingdom)

Co-instructors: George Garas (United Kingdom), Kate Young (United Kingdom)



Wednesday, June 10, 2015

Meeting Hall IV

Instructional Course IC-069

Title: TRANSORAL ROBOTIC SURGERY(TORS): WHEN TO DO IT, WHEN NOT TO DO IT AND HOW TO DO IT SAFELY

Time: 08:00–08:45

Chair: Gregory Weinstein (United States)

Break

Time: 08:45–09:00

Round Table RT-065

Title: BONE CONDUCTION HEARING: E.G. TRANSCUTANEOUS VERSUS PERCUTANEOUS

Time: 09:00–10:30

Moderator: László Rovo (Hungary)

Panelists: Myrthe Hol (The Netherlands)

Luis Lassaletta (Spain)

Martin Kompis (Switzerland)

Coffee Break

Time: 10:30–11:00

Keynote Lecture KL-068

Title: CONGENITAL MALFORMATION OF THE OSSICULAR CHAIN – SURGICAL FINDINGS AND TECHNIQUES

Time: 11:00–11:30

Chair: László Rovo (Hungary)

Lecturer: Robert Vincent (France)

Round Table RT-080

Title: DACRYOCYSTORHINOSTOMY

Time: 11:30–13:00

Moderator: Philippe Eloy (Belgium)

Panelists: Marko Velimir Grgić (Croatia)

Pavel Komínek (Czech Republic)

Manuel Bernal-Sprekelsen (Spain)

Davide Lombardi (Italy)

Lunch Break

Time: 13:00–14:30



Keynote Lecture KL-084

Title: WHAT IS THE BEST LASER TO USE IN STAPEDOTOMY?

Time: 14:30–15:00

Chair: Martin Kompis (Switzerland)

Lecturer: Digna Kamalski (The Netherlands)

Free Papers FP-039

Topic: PHONIATRICS

Time: 15:00–16:30

Chair: Crevier Buchman L., Nawka T.

RELIABILITY OF MOBILE PHONE MICROPHONES FOR MEASUREMENT OF ACOUSTIC VOICE PARAMETERS AND VOICE CATEGORIZATION

Uloza V., Padervinskis E., Pribuisiene R., Vegiene A. (Lithuania)

PERMANENT TRANSORAL SURGERY OF BILATERAL VOCAL FOLD PARALYSIS (BVFP) VS. LARYNGEAL PACING: PHONIATRIC ASPECTS FROM PROSPECTIVE MULTICENTRE TRIALS

Nawka T., Guntinas-Lichius O., Gugatschka M., Sittel C., Mueller A. H., Pototschnig C., Hagen R. (Germany)

RETROSPECTIVE LONGITUDINAL ACOUSTIC AND PERCEPTUAL STUDY OF SUBSTITUTION VOICE AFTER PARTIAL LARYNGECTOMY

Crevier Buchman L., Roque E., Audibert N. (France)

INFLUENCE OF RADIATION DOSE ON VOICE OUTCOMES USING ACOUSTIC AND AERODYNAMIC PARAMETERS IN RADIOTHERAPY TREATED EARLY GLOTTIC CANCER PATIENTS

So-Yoon Lee, Su Hyun Ahn, Bo Hwan Kim, Sun Bin Lee, Young Ju Kim, Ji Yoon Kim, Young Hak Park (Republic of Korea)

MEASUREMENT OF GLOTTAL AREA USING LASER BEAM STROBO-LARYNGOSCOPE

Chou Y. L., Wang H. W., Kuo C. F. (Republic of China)

IMPACT ON QUALITY OF LIFE AND VOICE HANDICAP IN LARYNGECTOMY PATIENTS AFTER VOCAL REHABILITATION

Țiple C., Dinescu F. V., Chirila M., Muresan R., Drugan T., Cosgarea M. (Romania)

PSYCHOLOGICAL MECHANISMS LINKING VOCAL HANDICAP AND QUALITY OF LIFE IN LARYNGECTOMY PATIENTS

Matu S., Șoflău R., Cîmpean A., David D., Chirilă M., Țiple C., Dinescu V., Mureșan R. (Romania)

Coffee Break

Time: 16:30–17:00

Instructional Course IC-085

Title: LARYNGEAL REINNERVATION IN UNILATERAL AND BILATERAL VOCAL FOLD PARALYSIS

Time: 17:00–17:45

Chair: Jean-Paul Marie (France)

Co-instructors: Kate Heathcote (United Kingdom), Aude Lagier (France)



Wednesday, June 10, 2015

Meeting Hall V

Instructional Course IC-070

Title: PHONOSURGERY WITH CO₂ LASER UNDER FIBEROPTIC ENDOSCOPY
Time: 08:00–08:45

Chair: Marc Remacle (Belgium)
Co-instructors: Andrea Ricci-Maccarini (Italy), Flavio Pieri (Italy)

Break

Time: 08:45–09:00

Round Table RT-066

Title: REVISION STAPES SURGERY
Time: 09:00–10:30

Moderator: Milan Profant (Slovakia)
Panelists: Erwin Offeciers (Belgium)
Istvan Sziklai (Hungary)
Christopher Aldren (United Kingdom)
Rinze Tange (The Netherlands)
Bernard Fraysse (France)

Coffee Break

Time: 10:30–11:00

Keynote Lecture KL-069

Title: VESTIBULAR MIGRAINE
Time: 11:00–11:30

Chair: Milan Profant (Slovakia)
Lecturer: Anthony Mikulec (United States)

Round Table RT-081

Title: COCHLEAR IMPLANTATION IN SPECIAL CASES
Time: 11:30–13:00

Moderator: Luis Lassaletta (Spain)
Panelists: László Rovo (Hungary)
Jiří Skřivan (Czech Republic)
Roland Laszig (Germany)

Lunch Break

Time: 13:00–14:30



Keynote Lecture KL-085

Title: THE VIBRANT SOUNDBRIDGE – TREATMENT AND TECHNOLOGY IN TRANSITION

Time: 14:30–15:00

Chair: Janez Rebol (Slovenia)

Lecturer: Robert Mlynski (Germany)

Free Papers FP-040

Topic: OTOLOGY / NEUROTOLOGY – STAPES SURGERY

Time: 15:00–16:30

Chair: Boucek J., Kamalski D. M.

OVINE EAR MODEL FOR FULLY ENDOSCOPIC STAPEDECTOMY TRAINING

Cordero A., Benítez S., Reyes P., Vaca M., Polo R., Pérez C., Alonso A., Cobeta I. (Spain)

FUNCTIONAL RESULTS IN STAPEDOTOMY, LEARNING CURVE'S EVALUATION AND ANALYSIS OF OUR EXPERIENCE WITH STAPES PROSTHESIS

Decat M., De Bie G., Gérard J.-M., Hanot A., Grégoire A., Boute Ch. (Belgium)

SOLUTIONS IN COMPLICATED STAPEDECTOMY AND REVISION STAPEDECTOMY

Harguindey A., Antolí-Candela F., Olarieta F. J. (Spain)

ANONRANDOMIZED COMPARISON OF THE THULIUM AND CO2 LASER IN PRIMARY STAPEDOTOMY FOR OTOSCLEROSIS

Kamalski D. M., Vincent R., Grolman W. (Netherlands)

FUNCTIONAL MULTISPIRAL COMPUTED TOMOGRAPHY IN DIAGNOSIS OF OTOSCLEROSIS

Latysheva E., Rusetsky Y., Bodrova I., Lopatin A. (Russian Federation)

STAPES SURGERY: PAST, PRESENT AND FUTURE

Loglisci M., Mezzedimi C., Corallo G., Livi L., Livi W. (Italy)

REVISION SURGERY OF THE STAPES

Pusalkar A. G. (India)

FOOTPLATE RECONSTRUCTION: PRELIMINARY RESULTS

Rusiecka M., Bernal-Sprekelsen M. (Spain)

Coffee Break

Time: 16:30–17:00

Instructional Course IC-086

Title: INDICATIONS, SURGERY AND THE OUTCOMES FOR TRANSCUTANEOUS AND PERCUTANEOUS BONE CONDUCTION HEARING SYSTEMS (BAHA)

Time: 17:00–17:45

Chair: Janez Rebol (Slovenia)



Wednesday, June 10, 2015

North Hall

Instructional Course IC-071

Title: A MODERN CONCEPT IN CSF DIAGNOSIS AND DURA REPAIR
Time: 08:00–08:45

Chair: Cem Meço (Turkey)

Break

Time: 08:45–09:00

Round Table RT-067

Title: AVOIDING THE WORST CASE SCENARIO IN FESS
Time: 09:00–10:30

Moderator: Andreas Leunig (Germany)
Panelists: Andrey Lopatin (Russian Federation)
Manuel Bernal-Sprekelsen (Spain)
Silviu Albu (Romania)
Jannis Constantinidis (Greece)

Coffee Break

Time: 10:30–11:00

Keynote Lecture KL-070

Title: STEROIDS IN CRS: THE GOOD, THE BAD, THE UGLY
Time: 11:00–11:30

Chair: Andrey Lopatin (Russian Federation)
Lecturer: Jens Ponikau (United States)

Round Table RT-082

Title: REFRACTORY CHRONIC RHINOSINUSITIS
Time: 11:30–13:00

Moderator: Valerie Lund (United Kingdom)
Panelists: Mohannad Al-Qudah (Jordan)
Tomislav Baudoin (Croatia)
Wyske Fokkens (The Netherlands)
Jens Ponikau (United States)

Lunch Break

Time: 13:00–14:30



Keynote Lecture KL-086

Title: ENDOSCOPIC APPROACH TO EXTENDED JUVENILE ANGIOFIBROMAS

Time: 14:30–15:00

Chair: Wytse Fokkens (The Netherlands)

Lecturer: Manuel Bernal-Sprekelsen (Spain)

Free Papers FP-041

Topic: PEDIATRIC OTOLARYNGOLOGY – TONSILLS

Time: 15:00–16:30

Chair: Gabriel T. S., Sichel J. Y.

TONSILLECTOMY: COLD DISSECTION VERSUS BIPOLAR ELECTRODISSECTION IN THE SAME PATIENT

Gabriel T. S., Boavida M. M., Soares M. T., Rêgo J. P., Freire F. M. (Portugal)

ADENOIDS IN CHILDREN AND WAYS OF PREVENTING ADENOID HYPERTROPHY

Garashchenko T. I., Garashchenko M. V., Boykova N. E. (Russian Federation)

CHANGES IN BODY COMPOSITION AND GROWTH PATTERN AFTER ADENOTONSILLECTOMY IN PREPUBERTAL CHILDREN

Koycu A., Aydin E., Tulgar Kınık S. (Turkey)

EXPRESSION OF LEUKOTRIENE RECEPTORS 1 AND 2 IN THE CELLULAR SURFACE OF B AND T LYMPHOCYTES OF HYPERPLASIC ADENOIDS OF CHILDREN: COMPARISON BETWEEN ALLERGIC AND NON-ALLERGIC

Paulucci B. P., Di Francesco R. C., Pereira J., Picciarelli P., Bento R. F. (Brazil)

CYSLT1R AND CYSLT2R IN LYMPHOCYTES: COMPARISON BETWEEN PERIPHERAL AND TONSILLAR CELLS

Paulucci B. P., Di Francesco R. C., Pereira J., Picciarelli P., Bento R. F. (Brazil)

AGE-RELATED EFFECT OF ADENOTONSILLECTOMY IN HUMORAL IMMUNITY

Ribeiro Costa N., Magalhães C., Duarte D., Lopes G. (Portugal)

ADENOIDECTOMY, TONSILLECTOMY AND ADENOTONSILLECTOMY IN CHILDREN: 9.731 SURGICAL PROCEDURES IN THIRTY YEARS

Romano G., Casorelli I., Cifarelli D., Modugno M. V., Larotonda G. (Italy)

PAEDIATRIC ADENOTONSILLECTOMY – CONSIDERATIONS IN MAKING IT A DAY CASE SURGERY

Siddiqi N., Thillainayagam N., Habashi S. (United Kingdom)

A NEW AND SIMPLE TONSILLOTOMY TECHNIQUE

Sichel J. Y., Shaul C., Attal P., Peleg U. (Israel)

Coffee Break

Time: 16:30–17:00

Instructional Course IC-087

Title: CLEFT LIP AND PALATE AND THE PAEDIATRIC OTOLARYNGOLOGIST

Time: 17:00–17:45

Chair: Gábor Katona (Hungary)

Co-instructor: Iain Bruce (United Kingdom)



Wednesday, June 10, 2015

Club A

Instructional Course IC-088

Title: NARROW BAND OPTICAL IMAGING: ITS USE AND VALUE FOR THE HEAD AND NECK CANCER PATIENT

Time: 08:00–08:45

Chair: Michal Zábrodský (Czech Republic)

Co-instructor: Petr Lukeš (Czech Republic)

Break

Time: 08:45–09:00

Round Table RT-068

Title: POSTGRADUATE TRAINING IN EUROPE AND OVERSEAS

Time: 09:00–10:30

Moderator: Klaus Albegger (Austria)

Panelists: Jatin Shah (United States)

Nikhil Bhatt (United States)

Necati Enver (Turkey)

Brian Bingham (United Kingdom)

Coffee Break

Time: 10:30–11:00

Keynote Lecture KL-071

Title: PRESENT RESULTS AND FUTURE PLANS FOR THE WORK IN THE EUROPEAN UNION OF MEDICAL SPECIALISTS, SECTION OF OTORHINOLARYNGOLOGY (UEMS ORL SECTION)

Time: 11:00–11:30

Chair: Klaus Albegger (Austria)

Lecturer: Ulrik Pedersen (Denmark)

Round Table RT-083

Title: ENDOSCOPIC VS. EXTERNAL PROCEDURES IN HEAD AND NECK SURGERY

Time: 11:30–13:00

Moderator: Hisham Mehanna (United Kingdom)

Panelists: Pablo Parente (Spain)

Vishal Choksi (India)

Ahmet Ömer İköz (Turkey)

Sefik Hosal (Turkey)

Lunch Break

Time: 13:00–14:30



Keynote Lecture KL-087

Title: EVOLUTION OF NECK DISSECTION

Time: 14:30–15:00

Chair: Ashok Shaha (United States)

Lecturer: Jatin Shah (United States)

Free Papers FP-042

Topic: HEAD AND NECK – SALIVARY

Time: 15:00–16:30

Chair: Atula T., Stárek I.

ONLINE DATABASE FOR DOCUMENTATION OF SIALENDOSCOPY PRACTICE

Prasad S., Marchal F. (Switzerland)

RECURRENT SALIVARY PLEOMORPHIC ADENOMA SHOWS INCREASED IMMUNOHISTOLOGIC EXPRESSION OF BCL-2 ONCOPROTEIN

Obtulovičová K., Stárek I., Sičák M., Kališ A., Salzman R., Ehrmann J., Skálová A. (Slovakia)

MANAGEMENT OF SUBMANDIBULAR GLAND TUMORS

Atula T., Panigrahi J., Tarkkanen J., Aro K. (Finland)

SIALENDOSCOPY AND SIALENDOSCOPY ASSISTED SURGERY IN TREATMENT OF SUBMANDIBULAR AND PAROTID GLAND LITHIASIS – OWN EXPERIENCE BASED ON 356 CASES

Kopeć T., Wierzbicka M., Kałużny J., Młodkowska A., Szyfter W. (Poland)

COMPARISON OF LYMPHATIC VASCULARITY BETWEEN SALIVARY GLAND PLEOMORPHIC ADENOMA AND ADENOID CYSTIC CARCINOMA

Stárek I., Salzman R., Kučerová L., Skálová A. (Czech Republic)

COULD TRANSPLANTATION OF SYSTEMIC ADIPOSE DERIVED MESENCHYMAL STEM CELLS REPAIR AND RESTORE THE SALIVARY GLAND FUNCTION AFTER HIGH DOSE RADIOIODINE EXPOSURE: AN ANIMAL STUDY

Saylam G., Bayır Ö., Gültekin S. S., Pınarlı F. A., Han Ü., Korkmaz M. H., Delibaşı T., Sancaktar M. E., Tatar İ., Sargon M. F., Tatar E. Ç., Özdek A. (Turkey)

OVEREXPRESSION OF PROTO-ONCOGENE HER2, OESTROGEN AND PROGESTERONE RECEPTORS IN SALIVARY GLAND CARCINOMAS IN RESEARCH OF THE DEPARTMENT OF HEAD AND NECK SURGERY OF POZNAŃ UNIVERSITY OF MEDICAL SCIENCES

Wegner A., Golusinski P., Pienkowski P., Pazdrowski K., Majchrzak E., Marszałek S., Szybiak B., Luczewski L., Szewczyk M., Golusinski W. (Poland)

TWO-STAGE AUTOTRANSPLANTATION OF THE SUBMANDIBULAR GLAND – A SURGICAL TECHNIQUE TO IMPROVE POSTRADIOGENIC XEROSTOMIA

Hagen R., Kleinsasser N., Scheich M., Burghartz M. (Germany)

THE ROLE OF SONOELASTOGRAPHY IN THE ASSESSMENT OF ENLARGED CERVICAL LYMPH NODES AND SALIVARY GLAND TUMORS

Kucajeva G., Jecker P. (Germany)

Coffee Break

Time: 16:30–17:00

Instructional Course IC-072

Title: IPHONE/IPAD APPLICATIONS FOR THE OTOLARYNGOLOGIST

Time: 17:00–17:45

Chair: Francisco Larrosa (Spain)

Co-instructors: Rafael Hijano (Spain), Anabella Hernandez (Spain)



Wednesday, June 10, 2015

Club E

Instructional Course IC-073

Title: CONTROVERSIES IN SURGERY FOR BENIGN TUMORS OF THE PAROTID
Time: 08:00–08:45

Chair: Miquel Quer (Spain)

Break

Time: 08:45–09:00

Round Table RT-069

Title: UPDATE ON SIALENDOSCOPY
Time: 09:00–10:30

Moderator: Francis Marchal (Switzerland)
Panelists: Vincent Vander Poorten (Belgium)
Siu Kwan Ng (Hong Kong)
Claudio Cernea (Brazil)

Coffee Break

Time: 10:30–11:00

Keynote Lecture KL-072

Title: IS REALLY CHEMORADIATION THE FUTURE STANDARD FOR TREATMENT OF OROPHARYNGEAL AND LARYNGEAL CANCER?

Time: 11:00–11:30

Chair: Antti Mäkitie (Finland)
Lecturer: Rainald Knecht (Germany)

Round Table RT-084

Title: GLOBAL EDUCATION IN H&N SURGERY AND ONCOLOGY
Time: 11:30–13:00

Moderator: Jatin Shah (United States)
Panelists: William Lydiatt (United States)
Claudio Cernea (Brazil)
Antti Mäkitie (Finland)
Ashok Shaha (United States)

Lunch Break

Time: 13:00–14:30



Keynote Lecture KL-088

Title: MAKE SENSE CAMPAIGN ACROSS EUROPE

Time: 14:30–15:00

Chair: Heinrich Iro (Germany)

Lecturer: Wojciech Golusiński (Poland)

Free Papers FP-043

Topic: HEAD AND NECK

Time: 15:00–16:30

Chair: Seitz D., Vasyliov V. M.

HAVE NATIONAL GUIDELINES REDUCED “HOT” TONSILLECTOMY TECHNIQUE UTILISATION IN WALES? A RETROSPECTIVE ANALYSIS OF 25,592 TONSILLECTOMIES OVER A 10 YEAR PERIOD

Waljee H. Z., Al-Hussaini A., Harris A. S., Owens D. (United Kingdom)

POST-TONSILLECTOMY HAEMORRHAGE RATES ARE RELATED TO TECHNIQUE FOR DISSECTION AND FOR HAEMOSTASIS

Hessén Söderman A., Odhagen E., Ericsson E., Hemlin C., Hultcrantz E., Sunnergren O., Stalfors J. (Sweden)

THE BLOOD VESSELS OF THE TONSILLAR FOSSA AFTER TONSILLECTOMY – IMAGING VIA NARROW BAND IMAGING

Seitz D., Bachmann J., Konnerth C. G., Folz B. J. (Germany)

SYMPTOM-COMPLEX ASSOCIATED WITH THE ELONGATED STYLOID PROCESS

Kumai Y., Hamasaki T., Yumoto E. (Japan)

PERCUTANEOUS DILATATIONAL TRACHEOTOMY – A NEW SAFE TECHNIQUE

Margolin G., Ullman J., Karling J. (Sweden)

AN EVIDENCE BASED GUIDELINE FOR THE MANAGEMENT OF CAUSTIC INGESTION INJURY

Bird J. H., Kumar S., Biggs T. C., Thomson H. G. (United Kingdom)

OUR EXPERIENCE IN TREATING PATIENTS WITH NECK PHLEGMON

Vasyliov V. M., Naumenko A. M., Deyeva Y. V. (Ukraine)

THERAPEUTIC MANAGEMENT OF A CERVICAL NECROTIZING FASCIITIS

Deichmueller C. M., Welkoborsky H. J. (Germany)

NECROTIZING FASCIITIS IN THE HEAD AND NECK: STILL A CHALLENGE

Pikelis A., Ovesen T. (Denmark)

LYMPH NODE TUBERCULOSIS IN CHILDREN: 86 CASES' REPORT

Mardassi A., Kharrat G., Mbarek H., Hlila N., Halwani C., Mathlouthi N., Mezri S., Zgolli C., Akkari K., Ben Mhamed R., Benzarti S. (Tunisia)

Coffee Break

Time: 16:30–17:00

Instructional Course IC-089

Title: OBSTRUCTIVE SIALADENITIS – CURRENT DIAGNOSIS AND THERAPY

Time: 17:00–17:45

Chair: Johannes Zenk (Germany)

Co-instructor: Heinrich Iro (Germany)



Wednesday, June 10, 2015

Club H

Instructional Course IC-074

Title: TREATMENT OF MANDIBLE FRACTURES
Time: 08:00–08:45

Chair: Salvatore Lettieri (United States)

Break

Time: 08:45–09:00

Round Table RT-070

Title: MANDIBULAR RECONSTRUCTION
Time: 09:00–10:30

Moderator: Dan Fliss (Israel)
Panelists: Cesare Piazza (Italy)
Joseph Helman (United States)
Douglas Chepeha (Canada)
Roberto Bruschini (Italy)
Silvano Ferrari (Italy)

Coffee Break

Time: 10:30–11:00

Keynote Lecture KL-073

Title: 25 YEARS OF MICROVASCULAR RECONSTRUCTION TO RESTORE LARYNGEAL FUNCTION FOLLOWING TOTAL OR PARTIAL LARYNGECTOMY
Time: 11:00–11:30

Chair: Mohssen Ansarin (Italy)
Lecturer: Rudolf Hagen (Germany)

Round Table RT-085

Title: UPDATE IN FREE FLAPS
Time: 11:30–13:00

Moderator: Cesare Piazza (Italy)
Panelists: Marco Benazzo (Italy)
Antonio Occhini (Italy)
Salvatore Lettieri (United States)
Jacek Banaszewski (Poland)

Lunch Break

Time: 13:00–14:30



Keynote Lecture KL-089

Title: EFFECTIVENESS OF BILATERAL VERSUS UNILATERAL COCHLEAR IMPLANTATION IN POSTLINGUALLY DEAFENED ADULTS

Time: 14:30–15:00

Chair: Thomas Somers (Belgium)
Lecturer: Wilko Grolman (The Netherlands)

Free Papers FP-044

Topic: RHINOLOGY / ALLERGY – ADVANCES IN RHINOLOGY

Time: 15:00–16:30

Chair: Bolzoni-Villaret A., Macchi A.

BIODEGRADABLE NASAL PACKING (NASOPORE) AS A CARRIER FOR APPLYING THERAPEUTIC MOLECULES IN SINONASAL SURGERY

Burduk P.K., Grzeškowiak B., Wierzchowska M. (Poland)

ENDOSCOPIC ENDONASAL NASOPHARYNGECTOMY: OUR EXPERIENCE OF 53 CASES

Volpi L., Lepera D., Bignami M., karligkiotis A., Pistochini A., Turri Zanoni M., Battaglia P., Schreiber A., Accorona R., Bolzoni Villaret A., Nicolai P., Castelnuovo P. (Italy)

THE ROLE OF MIDDLE MEATAL SPACERS IN PREVENTING MIDDLE TURBINATE LATERALIZATION

Ghobrial N. T., Aiadi M. M., Sharkawy L. M. (Egypt)

NAVIGATED ENT SURGERY – NEW DEVELOPMENT THROUGH HYBRID TECHNOLOGY

Kaschke O., Kosmecki B., Özbek C. (Germany)

FROM MODELLING TO REMODELLING OF UPPER AIRWAYS. CENTRALITY OF HYALURONAN (HYALURONIC ACID) ORIGINAL CONTRIBUTION

Macchi A., Castelnuovo P., Bignami M., Terranova P., Sica E. (Italy)

INTERNAL CAROTID ARTERY (ICA) IN ENDOSCOPIC NASOPHARYNGECTOMY: ANATOMY, GEOMETRY AND TECHNICAL IMPLICATIONS

Bolzoni-Villaret A., Ferrari M., Lancini D., Schreiber A., Mattavelli D., Accorona R., Doglietto F., Ravanelli M., Maroldi R., Rodella L., Nicolai P. (Italy)

NASAL MUCOSA NARROW BAND IMAGING (NBI) IN GRANULOMATOSIS WITH POLYANGIITIS (WEGENER'S GRANULOMATOSIS)

Trimarchi M., Pilolli F., Bozzolo E., Campochiaro C., Bussi M. (Italy)

LASER-ASSISTED OSTEOPLASTIC FRONTAL SINUSOTOMY

Yatsenka V. V., Karol I. M., Yeshenka S. V. (Belarus)

VARIABLE-VIEW ENDOSCOPE IN THE PARANASAL SINUS SURGERY: OUR EXPERIENCE

Zabolotnyi D., Zinchenko D., Zarytska I., Nesterchouk V. (Ukraine)

Coffee Break

Time: 16:30–17:00

Instructional Course IC-090

Title: PREOPERATIVE ASSESSMENT OF THE RHINOPLASTY PATIENT

Time: 17:00–17:45

Chair: Rui Xavier (Portugal)



Wednesday, June 10, 2015

Chamber Hall

Instructional Course IC-103

Title: PAEDIATRIC NATIONAL TRACHEOSTOMY SAFETY PROJECT: RESUSCITATION ALGORITHMS, BED HEAD SIGNS AND TRAINING

Time: 08:00–08:45

Chair: Catherine Doherty (United Kingdom)

Co-instructors: Iain Bruce (United Kingdom), Russell Perkins (United Kingdom), Mark Volk (United States)

Break

Time: 08:45–09:00

Round Table RT-071

Title: MANAGEMENT OF PEDIATRIC SINUSITIS (AAO-HNS Session)

Time: 09:00–10:30

Moderator: Hassan Ramadan (United States)

Panelists: David Molter (United States)

Richard Nicollas (France)

Dilyana Vicheva (Bulgaria)

Ivo Šlapák (Czech Republic)

Coffee Break

Time: 10:30–11:00

Keynote Lecture KL-074

Title: DIAGNOSIS OF PRIMARY CILIARY DYSKINESIA

Time: 11:00–11:30

Chair: Hassan Ramadan (United States)

Lecturer: Mark Jorissen (Belgium)

Round Table RT-086

Title: EARLY IDENTIFICATION AND INTERVENTION FOR INFANT HEARING LOSS: GLOBAL ACCESS AND ADVANCES (AAO-HNS Session)

Time: 11:30–13:00

Moderator: Katrin Neumann (Germany)

Panelists: Paul Kileny (United States)

Aimee So (Philippines)

Akcem Lasisi (Nigeria)

Industry Sponsored Symposium

Title: THE FUTURE OF TRANSCUTANEOUS BONE-CONDUCTION HEARING

(see page 202)

Time: 13:05–14:25

Lunch Break

Time: 13:00–14:30



Keynote Lecture KL-090

Title: HEARING SCREENING PROGRAM FOR NEWBORNS

Time: 14:30–15:00

Chair: Katrin Neumann (Germany)

Lecturer: Witold Szyfter (Poland)

Free Papers FP-045

Topic: PEDIATRIC OTOLARYNGOLOGY – OTOLOGY, VOICE

Time: 15:00–16:30

Chair: Djurhuus B. D., Jurovčik M.

ADAPTATION AND VALIDATION OF SPANISH VERSION OF THE PEDIATRIC VOICE HANDICAP INDEX (P-VHI)

Bau P., Sanz L., Arribas I., y Rivera T. (Spain)

EVALUATING CONTRIBUTION OF INFANT VOICE ANALYSIS TO THE NEW BALLARD SCORING SYSTEM IN DETERMINATION OF GESTATIONAL AGE

Sahin M., Sahin S., Cadalli Tatar E., Sarı F. N., Uras N., Dilmen U., Korkmaz H. (Turkey)

PEDIATRIC LATERAL SINUS THROMBOSIS ON PEDIATRIC POPULATION – A REVIEW OF 4 CASES

Cunha Ribeiro D., Simões J., Nunes J., Maricato F., Ribeiro C., Paiva A. (Portugal)

MIDDLE EAR VENTILATION TUBES AND THE RISK OF CHOLESTEATOMA IN CHILDREN – A NATIONWIDE STUDY

Djurhuus B. D., Christensen K., Skytthe A., Faber C. E. (Denmark)

SCHOOL PERFORMANCE IN CHOLESTEATOMA-OPERATED DANISH CHILDREN: A NATIONWIDE STUDY

Djurhuus B. D., Hansen T. G., Pederen J. K., Faber C. E., Christensen K. (Denmark)

EUROPEAN PROJECT PAN CARE LIFE – OTOTOXICITY AS A LATE EFFECT OF CANCER TREATMENT

Groh D., Skřivan J., Bechyňová J., Kruseová J., Mališ J., Cyprová S., Starý J. (Czech Republic)

NEONATAL CLEFT LIP AND PALATE SURGERY – NEW CHALLENGES FOR OTOLOGY

Jurovcik M., Borsky J., Cerny M., Groh D., Katra R., Skřivan J. (Czech Republic)

NEONATAL HEARING SCREENING IN HELSINGBORG – 10 YEARS OF EXPERIENCE AND RESULTS

Nordbladh I. (Sweden)

Coffee Break

Time: 16:30–17:00

Instructional Course IC-091

Title: BLOOD AND HEARING

Time: 17:00–17:45

Chair: Miguel Bebiano Coutinho (Portugal)

Co-instructors: João Lino (Portugal), Ana Nóbrega Pinto (Portugal)



The 14th Czech-German ENT Day



Wednesday, June 10, 2015

Small Theatre

Instructional Course IC-076

Title: ROBOTIC THYROIDECTOMY – HOW I DO IT: TECHNICAL CONSIDERATIONS, INDICATIONS, CONTRAINDICATIONS AND INDIVIDUAL PATIENT SELECTION

Time: 08:00–08:45

Chair: Balazs B. Lörincz (Germany)

Break

Time: 08:45–09:00

Round Table RT-072

Title: THE IMPORTANCE OF ULTRASOUND IN OTORHINOLARYNGOLOGY

Time: 09:00–10:30

Moderator: Johannes Zenk (Germany)

Panelists: Peter Jecker (Germany)
Georgios Psychogios (Germany)
Jaromir Astl (Czech Republic)
Mihai Dumitru (Romania)

Coffee Break

Time: 10:30–11:00

Keynote Lecture KL-075

Title: NECK DISSECTION IN THYROID CANCER

Time: 11:00–11:30

Chair: Johannes Zenk (Germany)

Lecturer: Jan Plzák (Czech Republic)

Round Table RT-087

Title: ADENOID CYSTIC CARCINOMA OF THE SALIVARY GLANDS: AN UPDATE

Time: 11:30–13:00

Moderator: Heinrich Iro (Germany)

Panelists: Johannes Zenk (Germany)
Piero Nicolai (Italy)
Michal Zábrodský (Czech Republic)
Pavel Štrympl (Czech Republic)

Lunch Break

Time: 13:00–14:30

Sunday, June 7, 2015

Monday, June 8, 2015

Tuesday, June 9, 2015

Wednesday, June 10, 2015

Thursday, June 11, 2015



Keynote Lecture KL-091

Title: DIAGNOSIS AND TREATMENT OF SMELL LOSS – WHERE WE STAND, WHERE WE SHOULD GO
Time: 14:30–15:00

Chair: Basile Landis (Switzerland)
Lecturer: Thomas Hummel (Germany)

Free Papers FP-046

Topic: CZECH-GERMAN ENT DAY
Time: 15:00-16:30

Chair: Abrams J., Schalek P.

DEESCALATION IN HPV POSITIVE OROPHARYNGEAL CARCINOMA – ARE THE DATA MATURE FOR ROUTINE TREATMENT?

Dietz A. (Germany)

GRAVES' DISEASE A CHALLENGE FOR THE THYROID SURGEON – OUR PROCEDURE IN DIAGNOSTIC, SURGERY AND POSTOP CARE

Abrams J. (Germany)

OUR EXPERIENCES WITH MICROSURGICAL SUTURE OF RECURRENT LARYNGEAL NERVE

Betka Jaroslav, Chovanec M., Zábrodský M., Lukes P., Betka J. (Czech Republic)

VOICE RANGE PROFIL MEASUREMENT IN CHILDREN

Wagner F., Fuchs M., Pieper L., Körner M., Ludwig A. (Germany)

THE RELATIONSHIP OF CRP LEVELS AND POSITIVE CULTURE WITH QUALITY OF LIFE IN ACUTE RHINOSINUSITIS

Schalek P., Hornáčková Z. (Czech Republic)

FREE FLAP MONITORING FOLLOWING OROPHARYNX RECONSTRUCTION USING IR THERMOGRAPHY

Just M., Chalopin C., Neumuth T., Dietz A., Fischer M. (Germany)

LARYNGEAL CHONDROSARCOMAS

Straková K., Plzák J., Zábrodský M., Lukeš P., Chovanec M., Betka J. (Czech Republic)

PROPRIOCEPTION MEASUREMENT IN PATIENTS WITH VESTIBULAR DISORDER

Mehlhorn H., Karger K., Berger T., Dietz A., Milani T., Fuchs M. (Germany)

Coffee Break

Time: 16:30–17:00

Instructional Course IC-092

Title: ULTRASOUND AND ITS APPLICATION IN OTORHINOLARYNGOLOGY

Time: 17:00–17:45

Chair: Jan Kastner (Czech Republic)
Co-instructors: Peter Jecker (Germany), Michal Zábrodský (Czech Republic)



Wednesday, June 10, 2015

Terrace I

Instructional Course IC-077

Title: SIMPLE SNORING MANAGEMENT: KEYS FOR SUCCESS
Time: 08:00–08:45

Chair: Frederic Chabolle (France)
Co-instructor: Marc Blumen (France)

Break

Time: 08:45–09:00

Round Table RT-073

Title: DIAGNOSIS AND TREATMENT OF SLEEP DISORDERED BREATHING
Time: 09:00–10:30

Moderator: Thomas Verse (Germany)
Panelists: Antoni Krzeski (Poland)
Ottavio Piccin (Italy)
Yassin S. Bahgat (Egypt)
Ali Al-Hussaini (United Kingdom)
Klaus Vogt (Germany)

Coffee Break

Time: 10:30–11:00

Keynote Lecture KL-076

Title: SNORING – THE CONTEMPORARY APPROACH
Time: 11:00–11:30

Chair: Thomas Verse (Germany)
Lecturer: Karl Hörmann (Germany)

Round Table RT-088

Title: GUIDELINES AND POSITION PAPERS RELOADED: SLEEP MEDICINE IN DAILY PRACTICE
Time: 11:30–13:00

Moderator: Joachim T. Maurer (Germany)
Panelists: Ulrich Sommer (Germany)
Marc Blumen (France)
Thomas Verse (Germany)
Murat Karaman (Turkey)

Lunch Break

Time: 13:00–14:30



Keynote Lecture KL-092

Title: WHEN ANATOMY IS NOT THE CAUSE: FUNCTIONAL TREATMENT OF OBSTRUCTIVE SLEEP APNEA TODAY AND TOMORROW
Time: 14:30–15:00
Chair: Bhik Kotecha (United Kingdom)
Lecturer: Ulrich Sommer (Germany)

Free Papers FP-047

Topic: SLEEP MEDICINE
Time: 15:00–16:30

Chair: Gobbi R., Gouveris H.

A-DISE (ADVANCED DRUG INDUCED SLEEP ENDOSCOPY): NEW TECHNOLOGY AND LATEST INNOVATIONS
Gobbi R., Baiardi S., Cerritelli L., Morello R., Piccin O., Milano F., Sorrenti G. (Italy)

DRUG-INDUCED SEDATION ENDOSCOPY (DISE) IN OBSTRUCTIVE SLEEP APNEA HYPOPNEA SYNDROME (OSAHS) PATIENTS: EVALUATION AND RESULTS OF A DISTRICT HOSPITAL'S EXPERIENCE
Barbosa L. A., Motta S. D., Soares M. T., Guimarães A., Freire F. (Portugal)

DRUG INDUCED SLEEP ENDOSCOPY GUIDED MANAGEMENT OF LATERAL PHARYNGEAL WALL COLLAPSE IN CHILDREN WITH OBSTRUCTIVE SLEEP APNEA
Ulualp S. (United States)

SOCIOECONOMIC STATUS AND PARENTAL OCCUPATION AS RISK FACTORS FOR PEDIATRIC SLEEP-DISORDERED BREATHING
Friberg D., Lundkvist K., Li X., Sundquist K. (Sweden)

SYSTEMIC INFLAMMATION IN PATIENTS WITH SNORING
Jahn C., Gouveris H., Matthias C. (Germany)

CORRECT, RELIABLE AND AUTOMATED DIAGNOSIS OF RESPIRATORY EFFORT RELATED AROUSALS (RERA) AS PART OF A COST EFFECTIVE AND COMPLETE HOME DIAGNOSIS DEVICE FOR SRBD (AASM 2014 UPGRADE)
Tvinneim M., Conradt R., Hansen R. K. (Norway)

TC 90% AS A COMPLEMENTARY TOOL IN THE TOPOGRAPHIC DIAGNOSIS OF OSA
Cárdenas Escalante M. P., Martínez Novoa M. D., González Pena M., Perello Aragones S., Figuerola Masana E., Aviles Jurado F. X. (Spain)

Coffee Break

Time: 16:30–17:00

Instructional Course IC-093

Title: SURGICAL MANAGEMENT OF CPAP – UNRESPONSIVE OBSTRUCTIVE SLEEP APNOEA
Time: 17:00–17:45

Chair: Bhik Kotecha (United Kingdom)
Co-instructor: Reza Nouraci (United Kingdom)



Wednesday, June 10, 2015

Terrace II

Round Table RT-120

Title: UEP/EAP RT IN HONOUR OF FRANTIŠEK ŠRAM
Time: 08:00–08:45

Speakers: Joseph Sopko (Switzerland)
Jürgen Wendler (Germany)
Antoinette am Zehnhoff-Dinnesen (Germany)
Viktor Chrobok (Czech Republic)

Break

Time: 08:45–09:00

Round Table RT-074

Title: HEARING, SPEECH AND COMMUNICATION IN PHONiatrics CLINICAL SPECTRUM
(UEP/EAP Session)
Time: 09:00–10:30

Moderator: Antoinette am Zehnhoff-Dinnesen (Germany)
Panelists: Jakub Dršata (Czech Republic)
Christiane Neuschaefer-Rube (Germany)
Ana Martinez Arellano (Spain)
Ahmed Gencid (Finland)

Coffee Break

Time: 10:30–11:00

Keynote Lecture KL-077

Title: CHILD LANGUAGE ASSESSMENT: A PHONiatrics PERSPECTIVE (UEP/EAP Session)
Time: 11:00–11:30

Chair: Antoinette am Zehnhoff-Dinnesen (Germany)
Lecturer: Antonio Schindler (Italy)

Round Table RT-089

Title: VOICE PERFORMANCE (UEP/EAP Session)
Time: 11:30–13:00

Moderator: Bozena Wiskirska-Woznica (Poland)
Panelists: Berit Schneider-Stickler (Austria)
Felix de Jong (Belgium)
Philippe Dejonckere (Belgium)
Katarína Smatanová (Czech Republic)

Lunch Break

Time: 13:00–14:30



Keynote Lecture KL-093

Title: VIDEOKYMOGRAPHY IN PHONiatric CLINICAL PRACTICE (UEP/EAP Session)

Time: 14:30–15:00

Chair: Bozena Wiskirska-Woznica (Poland)

Lecturer: Felix de Jong (Belgium)

Free Papers FP-048

Topic: HEAD AND NECK – DIAGNOSTICS

Time: 15:00-16:30

Chair: Hartl M., Lukes P.

ROLE OF MAGNIFYING ENDOSCOPY WITH NARROW BAND IMAGING SYSTEM (ME WITH NBIS) IN EARLY DIAGNOSIS OF POTENTIALLY MALIGNANT LESIONS OF ORAL CAVITY

Bhalekar S. B., Velankar H. K., Dabholkar Y. G., Patankar M. A., Shetty A. K., Saberwal A. A. (India)

ACCURACY OF 18-FDG PET-CT FOR TREATMENT EVALUATION 3 MONTHS AFTER COMPLETION OF CHEMO-RADIOTHERAPY FOR HEAD AND NECK SQUAMOUS CELL CARCINOMA WITH 2-YEARS MINIMUM FOLLOW-UP

Sagardoy T., Fernandez P., Ghafouri A., Digue L., Haaser T., de Clermont-Gallerande H., Castetbon V., de Monès E. (France)

THE ROLE OF PET/CT IN THE EVALUATION OF HEAD AND NECK SQUAMOUS CELL CARCINOMAS

Fík Z., Šteffalová K., Živicová V., Mířková A., Chovanec M., Betka J. (Czech Republic)

EVALUATING THE ROLE OF PET-CT AND SUBSEQUENT PANENDOSCOPY IN HEAD AND NECK SQUAMOUS CELL CARCINOMA OF UNKNOWN PRIMARY

George M. M., Mani N., Nash L., Anwar B., Homer J. J. (United Kingdom)

THE FDG-PET IN TONSILLAR CANCER

Hartl M., Fischerlehner R., Steinmair M., Langsteger W., Burian M. (Austria)

EFFICACY OF NARROW BAND IMAGING AND AUTOFLUORESCENCE ENDOSCOPY IN OROPHARYNGEAL CANCER DIAGNOSTICS

Lukes P., Lukesova E., Zabrodsky M., Plzak J., Syba J., Astl J., Betka J. (Czech Republic)

NEW UPAR-TARGETED NEAR-INFRARED FLUORESCENT TRACER FOR IMAGE-GUIDED REAL-TIME DETECTION OF SQUAMOUS CELL CARCINOMA AND CERVICAL LYMPH NODE METASTASES IN ORAL CANCER

Christensen A., Juhl K., Persson M., Charabi B., Mortensen J., Kiss K., von Buchwald C., Kjær A. (Denmark)

ROLE OF CBCT IN HEAD AND NECK IMAGING

Gueldner C., Stutzki M., Diogo I., Leppek R., Mandapathil M., Werner J. A. (Germany)

PAROTID TUMOR CHARACTERIZATION AND MRI: CONTRIBUTION OF DIFFUSION AND PERFUSION SEQUENCES FOR BENIGN/MALIGNANT DISTINCTION AND HISTOLOGICAL DETERMINATION

de Roquefeuil E., Molinier S., Castetbon V., Cauchois M., Eimer S., de Monès E. (France)

Coffee Break

Time: 16:30–17:00

Instructional Course IC-094

Title: TRANSORAL LASER MICROSURGERY FOR EARLY GLOTTIC CANCER: FROM SURGICAL TIPS TO EVIDENCE-BASED REVIEW

Time: 17:00–17:45

Chair: Nayla Matar (Lebanon)

Co-instructor: Marc Remacle (Belgium)



Wednesday, June 10, 2015

Club B

Instructional Course IC-079

Title: RETRACTION POCKETS – HOW TO DEAL WITH?
Time: 08:00–08:45

Chair: Ibrahim Hizalan (Turkey)

Break

Time: 08:45–09:00

Round Table RT-075

Title: GRAFTING MATERIALS IN TYMPANOPLASTY
Time: 09:00–10:30

Moderator: Thomas Zahnert (Germany)
Panelists: Cem Uzun (Turkey)
Alejandro Harguindey (Spain)
Frigyes Helferich (Hungary)
Enrico Piccirillo (Italy)

Coffee Break

Time: 10:30–11:00

Keynote Lecture KL-078

Title: MANAGEMENT OF MAJOR EAR MALFORMATIONS
Time: 11:00–11:30

Chair: Thomas Zahnert (Germany)
Lecturer: Thomas Somers (Belgium)

Round Table RT-090

Title: UPDATE ON MANAGEMENT OF VESTIBULAR SCHWANNOMA
Time: 11:30–13:00

Moderator: Olivier Sterkers (France)
Panelists: Mario Sanna (Italy)
Thomas Somers (Belgium)
Eduard Zvěřina (Czech Republic)

Lunch Break

Time: 13:00–14:30



Keynote Lecture KL-094

Title: THE CHANGING FACE OF CERVICO-TEMPORAL PARAGANGLIOMA MANAGEMENT

Time: 14:30–15:00

Chair: Pavel Doležal (Slovakia)

Lecturer: Michael Gleeson (United Kingdom)

Free Papers FP-049

Topic: LARYNGOLOGY – DIAGNOSTICS, RRP, SCIENCE

Time: 15:00–16:30

Chair: Arens C., Manca C.

HIGH MAGNIFICATION ENDOSCOPY WITH NBI AND HDTV FOR DETECTION OF VASCULAR LESIONS OF THE VOCAL FOLDS

Arens C., Voigt-Zimmermann S. (Germany)

CONFOCAL LASER ENDOMICROSCOPY IN DIAGNOSIS AND TREATMENT OF ENT LESIONS: A FEASIBILITY STUDY, PRELIMINARY RESULTS

Chantrain G., Ruiz Rodriguez A., de Saint Aubin N. (Belgium)

NBI® VALUE IN EVALUATING NON-CANCEROUS LARYNGEAL LESIONS. RUSSIAN AND US EXPERIENCE

Osipenko E., Izdebski K., Cruz R. (Russian Federation)

WHAT IS THE ROLE OF HUMAN PAPILLOMA VIRUS VACCINATION IN PATIENTS SUFFERING FROM RECURRENT RESPIRATORY PAPILLOMATOSIS

Chow V., Pitkin L. (United Kingdom)

HPV GENOTYPING AND ANTIVIRAL TREATMENT IN LARYNGEAL PAPILLOMATOSIS

Manca C., Lupu I., Sarafoleanu C. (Romania)

HIGHER LEVELS OF TOTAL PEPSIN AND BILE ACIDS IN THE SALIVA OF PATIENTS WITH EARLY LARYNGEAL CANCER

Šereg Bahar M., Jerin A., Hočevnar Boltežar I. (Slovenia)

EXPRESSION PATTERNS OF HIF-1A, HIF-2A, HIF-3A AND VEGF-A IN LARYNGEAL CARCINOMA

Popov T. M., Goranova T., Stancheva G., Kaneva R., Chalakov I., Rangachev J., Todorov S., Stoyanov O., Marinov M., Mitev V. (Bulgaria)

MATRIX METALLOPROTEINASES GENE POLYMORPHISMS IN CASES OF BENIGN LARYNGEAL LESIONS, PRECANCEROUS CONDITIONS AND LARYNGEAL CANCER

Liutkevicius V., Uloza V., Lesauskaite V. (Lithuania)

THE ASSESSMENT OF SURGICAL MARGINS IN THE TREATMENT OF HEAD-AND-NECK CANCER WITH NARROW-BAND IMAGING

Šifrer R., Urbančič J., Pukl P., Hribar M., Grošelj A., Paučič J., Žargi M. (Slovenia)

Coffee Break

Time: 16:30–17:00

Instructional Course IC-095

Title: TRANSTEMPORAL APPROACHES IN SURGERY OF THE POSTEROLATERAL CRANIAL BASE

Time: 17:00–17:45

Chair: Martin Chovanec (Czech Republic)



Wednesday, June 10, 2015

Club D

Instructional Course IC-080

Title: EXAMINATION OF SMELL AND TASTE – PSYCHOPHYSICAL METHODS
Time: 08:00–08:45

Chair: Jan Vodička (Czech Republic)
Co-instructors: Simona Negoias (Switzerland), Hana Faitlova (Czech Republic)

Break

Time: 08:45–09:00

Round Table RT-076

Title: OLFATORY DISORDERS – IMPORTANT CLINICAL ASPECTS
Time: 09:00–10:30

Moderator: Basile Landis (Switzerland)
Panelists: Thomas Hummel (Germany)
Simona Negoias (Switzerland)
Jan Vodička (Czech Republic)
Giulio Cesare Passali (Italy)

Coffee Break

Time: 10:30–11:00

Keynote Lecture KL-079

Title: TASTE DISORDERS
Time: 11:00–11:30

Chair: Thomas Hummel (Germany)
Lecturer: Basile Landis (Switzerland)

Round Table RT-091

Title: SEPTAL PERFORATION
Time: 11:30–13:00

Moderator: António Sousa Vieira (Portugal)
Panelists: Paolo Castelnuovo (Italy)
Hormoz Baziari Delavar (Iran)
Isam Alobid (Spain)
Maija Hytönen (Finland)
José Letort (Ecuador)

Lunch Break

Time: 13:00–14:30



Keynote Lecture KL-095

Title: ENDOSCOPIC TRANSNASAL APPROACHES TO PTERYGOPALATINE FOSSA

Time: 14:30–15:00

Chair: Paolo Castelnuovo (Italy)

Lecturer: Paolo Battaglia (Italy)

Free Papers FP-050

Topic: RHINOLOGY / ALLERGY – OLFACTION AND RESEARCH

Time: 15:00-16:30

Chair: Cornet M. E., Mori E.

EXPRESSION PROFILING OF NASAL POLYP EPITHELIAL CELLS IDENTIFIES TWO DISTINCT PHENOTYPES AND SUGGESTS A ROLE FOR NEUROGENIC INFLAMMATION

Cornet M. E., Kostamo K., Rinia A. B., Zwinderman A. H., van Egmond D., de Groot E. J., Fokkens W. J., van Drunen C. M. (Netherlands)

CONGENITAL OLFACTORY DISORDERS

Jovancevic L., Savovic S. (Serbia)

OLFACTION IN OLD AGE

Martinec Nováková L., Štěpánková H., Panenková E., Horáková K., Havlíček J., Kopeček M. (Czech Republic)

A NEW HEAD POSITION OF NASAL DROP TO REACH THE OLFACTORY CLEFT

Mori E., Scheibe M., Gudziol V., Merkonidis C., Hummel T. (Japan)

THE ROLE OF HMGB1 PROTEIN AS A PREDICTIVE FACTOR IN THE TREATMENT OF ALLERGIC RHINITIS WITH INTRANASAL CORTICOSTEROIDS

Patrascu E., Sarafoleanu C. (Romania)

THE ROLE OF CHEMOKINES CCL3 AND CCL4 IN CHRONIC RHINOSINUSITIS WITH NASAL POLYPS

Peric A., Sotirovic J., Baletic N. (Serbia)

VALIDATION OF A HIGH OUTPUT CULTURE TECHNIQUE FOR OBTAINING NEURAL STEM CELLS FROM HUMAN OLFACTORY MUCOSA

Saibene A. M., Pipolo C., Molteni M., Tanos T., Rubio Garrido A., Scotti A., Maccari A., Felisati G. (Italy)

TRIGEMINAL FUNCTION IN OLFACTION

Vaz de Castro J., Alves S., Rodrigues H., Santos M., André C., Antunes L. (Portugal)

Coffee Break

Time: 16:30–17:00

Instructional Course IC-096

Title: NASAL CYTOLOGY: A NEW METHOD TO DIAGNOSIS OF RHINITIS

Time: 17:00–17:45

Chair: Alberto Macchi (Italy)

Co-instructors: Paolo Castelnuovo (Italy), Matteo Gelardi (Italy), Eleonora Sica (Italy), Francesca Debernardi (Italy)



Thursday, June 11, 2015

Time	Meeting Hall I	Panorama Hall	Small Hall	Meeting Hall IV	Meeting Hall V	North Hall	Club A	Club E
	OTO	HN/MISC/ RHINO	RHINO/PHON	HN	OTO	RHINO	RHINO/PED/ HN	HN
08:00–08:45 IC	IC-097 Prasad Current Trends in the Surgical Management of Otosclerosis	IC-098 Krespi Instructional Course on Minimally Invasive Laser Procedures	IC-099 Tedla Functional Disorders after Head and Neck Cancer Treatment: Holistic Approach to Dysphagia Management	IC-100 Shaha Complications of Thyroid Surgery	IC-101 Ozluoglu Difficult Cases of BPPV	IC-102 Glowania How to Treat Anaphylaxis? An Update	IC-075 Marino-Sanchez Advances in Pediatric Endoscopic Sinonasal Surgery	IC-104 Dulguerov Parotidectomy Update
08:45–09:00	BREAK	BREAK	BREAK	BREAK	BREAK	BREAK	BREAK	BREAK
09:00–10:30 RT	RT-092 Portmann Ossiculoplasty – How to Achieve the Best Result	RT-093 Hanna New Technologies in Skull Base Surgery	RT-094 Weber & Šurda European Rhinologic Society Junior Session	RT-095 Simo Management of the Locally Advanced Thyroid Cancer	RT-096 Guyot Update in Vestibular Diagnosis	RT-097 Herzallah Allergic Fungal Rhinosinusitis: State of the Art in Diagnosis and Management	RT-098 Sama Endoscopic Endonasal Approaches to the Frontal Sinus	RT-099 Vander Poorten & Sood Update on Salivary Gland Cancer (Joint Round Table ESGS-BAHNO)
10:30–11:00	COFFEE BREAK	COFFEE BREAK	COFFEE BREAK	COFFEE BREAK	COFFEE BREAK	COFFEE BREAK	COFFEE BREAK	COFFEE BREAK
11:00–11:30 KL	KL-096 Özgirgin Laser Surgery in Otosclerosis	KL-097 Hanna Sinonasal and Skull Base Malignancy: Progress, Challenges, and Future Directions	KL-098 Castelnuovo Endoscopic Endonasal Approaches for Malignant Tumours Involving the Skull Base	KL-099 Witjes Integrated 3D Virtual Planning of Tumor Removal and Reconstructive Surgery in Head & Neck Tumors	KL-100 Plontke Principles, Practise and Future Challenges of Inner Ear Therapy by Intratympanic and Intracochlear Drug Delivery	BREAK	KL-102 Suen Arteriovenous Malformations of the Head and Neck (Extracranial): Recent Advances	KL-103 Marchal Sialendoscopy: Is Sialendoscopy a Paradigm Shift or Just a Trend?
11:30–13:00 RT	BREAK	RT-107 Whiteside & Dietz Immunotherapy in Head and Neck – Upraise of Clinical Relevance	RT-108 Weber Follow up after FESS	RT-109 Arens Optical Imaging Using Filtered Light in Otorhinolaryngology	RT-110 Lewis Vestibular Psychophysics 	RT-111 Prokopakis SCUAD and Chronic Rhinosinusitis	RT-112 Castelnuovo Endoscopic Endonasal Skull Base Reconstruction	RT-113 Kowalski Management of the Neck in Head and Neck Cancer
13:00–13:15								
13:15–13:45	CLOSING CEREMONY Meeting Hall I							

IC – Instructional Course, RT – Round Table, KL – Keynote Lecture, FP – Free Papers

 OTO
  RHINO
  LAR
  HN
  PLAST
  PED
  SLEEP
  PHON
  MISC

 AAO-HNS Session

Sunday, June 7, 2015

Monday, June 8, 2015

Tuesday, June 9, 2015

Wednesday, June 10, 2015

Thursday, June 11, 2015



(Last update on May 14, 2015)

Club H	Chamber Hall	Small Theatre	Terrace I	Terrace II	Club B	Club D	Time
PLAST/PHON/ LAR	PED	LAR/MISC/HN	OTO	PHON	OTO	OTO/PHON	
IC-105 Djukic Phonosurgery vs. Conservative Therapy	IC-106 Bruce Simulation and Paediatric Otolaryngology	IC-107 Prymula Vaccination in ORL	IC-108 Denoyelle Bone Conduction Hearing Devices	IC-109 Švec Videokymogra- phy: Theory and Practice	IC-110 Ebmeyer Diagnostics and Causal Therapy of Chronic Obstructive Eustachian Tube Dysfunction	IC-111 Zelenik Extrasophageal Reflux: Current Concept of Pathophysiology, Diagnosis and Treatment	08:00–08:45 IC
BREAK	BREAK	BREAK	BREAK	BREAK	BREAK	BREAK	08:45–09:00
RT-100 Bruschini Head and Neck Reconstruction with Free Flaps and Pedicled Flaps – When and Why?	RT-101 Lehnerdt Tonsillotomy/ Tonsillectomy	RT-102 Burian Hypopharyngeal Cancer	RT-103 Skarzynski Bone Conduction Hearing Devices	RT-104 Desuter Voice Rehabilitation (UEP/EAP Session)	RT-105 Laszig Hearing Preservation Surgery in CI	RT-106 Toynton Aspects of Mastoid Cavity Revision Surgery Including Obliteration and Hearing Reconstruction	09:00–10:30 RT
COFFEE BREAK	COFFEE BREAK	COFFEE BREAK	COFFEE BREAK	COFFEE BREAK	COFFEE BREAK	COFFEE BREAK	10:30–11:00
KL-104 Lorenz Recent Advances in Prosthetic Voice Rehabilitation after Total Laryngectomy	BREAK	KL-105 Smetana Role of Stromal Fibroblasts in Head and Neck Squamous Cell Carcinoma	KL-106 Pennings & van Wijk Usher Syndrome – Evaluation of Hearing, Rehabilitation and the Development of Gene Therapy	KL-107 Campos The Enigma of the Dysphonic Child	BREAK	KL-108 Schraders & Kunst Otogenetics from a Molecular and Clinical Perspective	11:00–11:30 KL
RT-114 Hultcrantz Rehabilitation of Patients with Facial Palsy from a Multi-Team Perspective	RT-115 Özgirgin Pediatric cholesteatoma (MSOA Session)	RT-116 Wierzbicka Partial Laryngectomies in Treatment of the Laryngeal Cancer	RT-117 Sanna Middle Ear Implants, What Is the Next Step	RT-118 Hocevar-Boltezar Laryngeal Sensitivity, Reflux, Globus, Chronic Cough (UEP/EAP Session)	RT-119 Incesulu Revision Surgery in CI	BREAK	11:30–13:00 RT
							13:00–13:15
CLOSING CEREMONY Meeting Hall I							13:15–13:45

Sunday, June 7, 2015

Monday, June 8, 2015

Tuesday, June 9, 2015

Wednesday, June 10, 2015

Thursday, June 11, 2015



Thursday, June 11, 2015

Meeting Hall I

Instructional Course IC-097

Title: CURRENT TRENDS IN THE SURGICAL MANAGEMENT OF OTOSCLEROSIS
Time: 08:00–08:45

Chair: Sampath Chandra Prasad (India)

Break

Time: 08:45–09:00

Round Table RT-092

Title: OSSICULOPLASTY – HOW TO ACHIEVE THE BEST RESULT
Time: 09:00–10:30

Moderator: Didier Portmann (France)
Panelists: Mete Kiroglu (Turkey)
Juraj Klačanský (Slovakia)
Françoise Denoyelle (France)
Oleg Borysenko (Ukraine)

Coffee Break

Time: 10:30–11:00

Keynote Lecture KL-096

Title: LASER SURGERY IN OTOSCLEROSIS
Time: 11:00–11:30

Chair: Henryk Skarzynski (Poland)
Lecturer: Nuri Özgirgin (Turkey)

Closing Ceremony

Time: 13:15–13:45

Sunday, June 7, 2015

Monday, June 8, 2015

Tuesday, June 9, 2015

Wednesday, June 10, 2015

Thursday, June 11, 2015



Thursday, June 11, 2015

Panorama Hall

Instructional Course IC-098

Title: INSTRUCTIONAL COURSE ON MINIMALLY INVASIVE LASER PROCEDURES
Time: 08:00–08:45

Chair: Yosef P. Krespi (United States)

Break

Time: 08:45–09:00

Round Table RT-093

Title: NEW TECHNOLOGIES IN SKULL BASE SURGERY
Time: 09:00–10:30

Moderator: Ehab Y. Hanna (United States)
Panelists: Christos Georgalas (The Netherlands)
Davide Locatelli (Italy)
Oliver Kaschke (Germany)

Coffee Break

Time: 10:30–11:00

Keynote Lecture KL-097

Title: SINONASAL AND SKULL BASE MALIGNANCY: PROGRESS, CHALLENGES, AND FUTURE DIRECTIONS
Time: 11:00–11:30

Chair: Christos Georgalas (The Netherlands)
Lecturer: Ehab Y. Hanna (United States)

Round Table RT-107

Title: IMMUNOTHERAPY IN HEAD AND NECK – UPRAISE OF CLINICAL RELEVANCE
Time: 11:30–13:00

Moderators: Theresa L. Whiteside (United States)
Andreas Dietz (Germany)
Panelists: Jan Bouček (Czech Republic)
Dietmar Thurnher (Austria)
Sven Brandau (Germany)
Thomas Hoffmann (Germany)



Thursday, June 11, 2015

Small Hall

Instructional Course IC-099

Title: FUNCTIONAL DISORDERS AFTER HEAD AND NECK CANCER TREATMENT: HOLISTIC APPROACH TO DYSPHAGIA MANAGEMENT

Time: 08:00–08:45

Chair: Miroslav Tedla (Slovakia)
Co-instructor: Silvia Adzimová (Slovakia)

Break

Time: 08:45–09:00

Round Table RT-094

Title: EUROPEAN RHINOLOGIC SOCIETY JUNIOR SESSION

Time: 09:00–10:30

Moderators: Rainer Weber (Germany)
Pavol Šurda (United Kingdom)

Panelists: Luca Volpi (Italy)
Artunc Kaan Turanoglu (Turkey)
Peter Valentin Tomazic (Austria)
Joao Pimentel (Portugal)

Coffee Break

Time: 10:30–11:00

Keynote Lecture KL-098

Title: ENDOSCOPIC ENDONASAL APPROACHES FOR MALIGNANT TUMOURS INVOLVING THE SKULL BASE

Time: 11:00–11:30

Chair: Silviu Albu (Romania)
Lecturer: Paolo Castelnuovo (Italy)

Round Table RT-108

Title: FOLLOW UP AFTER FESS

Time: 11:30–13:00

Moderator: Rainer Weber (Germany)
Panelists: Iordanis Konstantinidis (Greece)
Silviu Albu (Romania)
Evangelos Giotakis (Germany)
Thomas Schmidt (Chile)



Thursday, June 11, 2015

Meeting Hall IV

Instructional Course IC-100

Title: COMPLICATIONS OF THYROID SURGERY
Time: 08:00–08:45

Chair: Ashok Shaha (United States)

Break

Time: 08:45–09:00

Round Table RT-095

Title: MANAGEMENT OF THE LOCALLY ADVANCED THYROID CANCER
Time: 09:00–10:30

Moderator: Ricard Simo (United Kingdom)
Panelists: Christian Godballe (Denmark)
Enyinnaya Ofo (United Kingdom)
Jan Betka (Czech Republic)
Ravindra Padmakar Deo (India)

Coffee Break

Time: 10:30–11:00

Keynote Lecture KL-099

Title: INTEGRATED 3D VIRTUAL PLANNING OF TUMOR REMOVAL AND RECONSTRUCTIVE SURGERY
IN HEAD & NECK TUMORS
Time: 11:00–11:30

Chair: Martin Chovanec (Czech Republic)
Lecturer: Max Witjes (The Netherlands)

Round Table RT-109

Title: OPTICAL IMAGING USING FILTERED LIGHT IN OTORHINOLARYNGOLOGY
Time: 11:30–13:00

Moderator: Christoph Arens (Germany)
Panelists: Michal Zábrodský (Czech Republic)
Cesare Piazza (Italy)
Heikki Irjala (Finland)
Petr Lukeš (Czech Republic)
Roberto Puxeddu (Italy)



Thursday, June 11, 2015

Meeting Hall V

Instructional Course IC-101

Title: DIFFICULT CASES OF BPPV
Time: 08:00–08:45

Chair: Levent Ozluoglu (Turkey)

Break

Time: 08:45–09:00

Round Table RT-096

Title: UPDATE IN VESTIBULAR DIAGNOSIS
Time: 09:00–10:30

Moderator: Jean Philippe Guyot (Switzerland)
Panelists: Jaroslav Jeřábek (Czech Republic)
Nicolas Perez (Spain)
Zdeněk Čada (Czech Republic)

Coffee Break

Time: 10:30–11:00

Keynote Lecture KL-100

Title: PRINCIPLES, PRACTISE AND FUTURE CHALLENGES OF INNER EAR THERAPY BY INTRATYMPANIC AND INTRACOCOCHLEAR DRUG DELIVERY
Time: 11:00–11:30

Chair: Jean Philippe Guyot (Switzerland)
Lecturer: Stefan Plontke (Germany)

Round Table RT-110

Title: VESTIBULAR PSYCHOPHYSICS (AAO-HNS Session)
Time: 11:30–13:00

Moderator: Richard Lewis (United States)
Panelists: Dan Merfeld (United States)
Yuri Agrawal (United States)
Paul MacNeilage (Germany)
Tim Hullar (United States)

Sunday, June 7, 2015

Monday, June 8, 2015

Tuesday, June 9, 2015

Wednesday, June 10, 2015

Thursday, June 11, 2015



Thursday, June 11, 2015

North Hall

Instructional Course IC-102

Title: HOW TO TREAT ANAPHYLAXIS? AN UPDATE
Time: 08:00–08:45

Chair: Andreas Glowania (Austria)
Co-instructor: Birger Freier (Germany)

Break

Time: 08:45–09:00

Round Table RT-097

Title: ALLERGIC FUNGAL RHINOSINUSITIS: STATE OF THE ART IN DIAGNOSIS AND MANAGEMENT
Time: 09:00–10:30

Moderator: Islam Herzallah (Egypt & Saudi Arabia)
Panelists: Sarah Wise (United States)
Zara Patel (United States)
Adrienne Laury (United States)

Coffee Break

Time: 10:30–11:00

Round Table RT-111

Title: SCUAD AND CHRONIC RHINOSINUSITIS
Time: 11:30–13:00

Moderator: Emmanuel Prokopakis (Greece)
Panelists: Jan Vokurka (Sweden)
Peter Valentin Tomazic (Austria)
Hugo Galera Ruiz (Spain)

Sunday, June 7, 2015

Monday, June 8, 2015

Tuesday, June 9, 2015

Wednesday, June 10, 2015

Thursday, June 11, 2015



Thursday, June 11, 2015

Club A

Instructional Course IC-075

Title: ADVANCES IN PEDIATRIC ENDOSCOPIC SINONASAL SURGERY
Time: 08:00–08:45

Chair: Franklin Marino-Sanchez (Spain)
Co-instructor: Manuel Bernal-Sprekelsen (Spain)

Break

Time: 08:45–09:00

Round Table RT-098

Title: ENDOSCOPIC ENDONASAL APPROACHES TO THE FRONTAL SINUS
Time: 09:00–10:30

Moderator: Anshul Sama (United Kingdom)
Panelists: Philippe Eloy (Belgium)
Paolo Castelnuovo (Italy)
Mario Turri-Zanoni (Italy)

Coffee Break

Time: 10:30–11:00

Keynote Lecture KL-102

Title: ARTERIOVENOUS MALFORMATIONS OF THE HEAD AND NECK (EXTRACRANIAL): RECENT ADVANCES
Time: 11:00–11:30

Chair: Davide Lombardi (Italy)
Lecturer: James Y. Suen (United States)

Round Table RT-112

Title: ENDOSCOPIC ENDONASAL SKULL BASE RECONSTRUCTION
Time: 11:30–13:00

Moderator: Paolo Castelnuovo (Italy)
Panelists: Cem Meço (Turkey)
Ehab Y. Hanna (United States)
Philippe Herman (France)
Paolo Battaglia (Italy)



Thursday, June 11, 2015

Club E

Instructional Course IC-104

Title: PAROTIDECTOMY UPDATE
Time: 08:00–08:45

Chair: Pavel Dulguerov (Switzerland)

Break

Time: 08:45–09:00

Round Table RT-099

Title: UPDATE ON SALIVARY GLAND CANCER (Joint Round Table ESGS-BAHNO)
Time: 09:00–10:30

Moderators: Vincent Vander Poorten (Belgium)
Sanjai Sood (United Kingdom)

Panelists: 1. TYPE-SPECIFIC UPDATE OF SOME FREQUENT TYPES OF MALIGNANCIES
Jens Peter Klussmann (Germany)
Vincent Vander Poorten (Belgium)
Davide Lombardi (Italy)
2. SALIVARY CANCER SURGERY REVISITED
Paul Pracy (United Kingdom)
Peter Conboy (United Kingdom)

Coffee Break

Time: 10:30–11:00

Keynote Lecture KL-103

Title: SIALENDOSCOPY: IS SIALENDOSCOPY A PARADIGM SHIFT OR JUST A TREND?
Time: 11:00–11:30

Chair: Luiz Paulo Kowalski (Brazil)
Lecturer: Francis Marchal (Switzerland)

Round Table RT-113

Title: MANAGEMENT OF THE NECK IN HEAD AND NECK CANCER
Time: 11:30–13:00

Moderator: Luiz Paulo Kowalski (Brazil)
Panelists: Pavel Doležal (Slovakia)
Jimmy Yu Wai Chan (Hong Kong)
Alain Sabri (United Arab Emirates)
Levent Soylu (Turkey)
Nikolaus Möckelmann (Germany)



Thursday, June 11, 2015

Club H

Instructional Course IC-105

Title: PHONOSURGERY VS. CONSERVATIVE THERAPY
Time: 08:00–08:45

Chair: Vojko Djukic (Serbia)
Co-instructor: Milan Vukasinovic (Serbia)

Break

Time: 08:45–09:00

Round Table RT-100

Title: HEAD AND NECK RECONSTRUCTION WITH FREE FLAPS AND PEDICLED FLAPS – WHEN AND WHY?
Time: 09:00–10:30

Moderator: Roberto Bruschini (Italy)
Panelists: Alberto Deganello (Italy)
Pawel Golusinski (Poland)
Georgios Psychogios (Germany)

Coffee Break

Time: 10:30–11:00

Keynote Lecture KL-104

Title: RECENT ADVANCES IN PROSTHETIC VOICE REHABILITATION AFTER TOTAL LARYNGECTOMY
Time: 11:00–11:30

Chair: Vojko Djukic (Serbia)
Lecturer: Kai Johannes Lorenz (Germany)

Round Table RT-114

Title: REHABILITATION OF PATIENTS WITH FACIAL PALSY FROM A MULTI-TEAM PERSPECTIVE
Time: 11:30–13:00

Moderator: Malou Hultcrantz (Sweden)
Panelists: Anna Stjernquist-Desatnik (Sweden)
Elin Marsk (Sweden)
Birgit Stark (Sweden)
Camilla Ekwall (Sweden)



Thursday, June 11, 2015

Chamber Hall

Instructional Course IC-106

Title: SIMULATION AND PAEDIATRIC OTOLARYNGOLOGY
Time: 08:00–08:45

Chair: Iain Bruce (United Kingdom)
Co-instructors: Catherine Doherty (United Kingdom), Mark Volk (United States)

Break

Time: 08:45–09:00

Round Table RT-101

Title: TONSILLOTOMY / TONSILLECTOMY
Time: 09:00–10:30

Moderator: Goetz Lehnerdt (Germany)
Panelists: Michaela Máchalová (Czech Republic)
Jean-Yves Sichel (Israel)
Renata Di Francesco (Brazil)

Coffee Break

Time: 10:30–11:00

Round Table RT-115

Title: PEDIATRIC CHOLESTEATOMA (MSOA Session)
Time: 11:30–13:00

Moderator: Nuri Özgirgin (Turkey)
Panelists: Antonio della Volpe (Italy)
Marc Bassim (Lebanon)
Ronen Perez (Israel)
Sampath Chandra Prasad (India)



Thursday, June 11, 2015

Small Theatre

Instructional Course IC-107

Title: VACCINATION IN ORL
Time: 08:00–08:45

Chair: Roman Prymula (Czech Republic)

Break

Time: 08:45–09:00

Round Table RT-102

Title: HYPOPHARYNGEAL CANCER
Time: 09:00–10:30

Moderator: Martin Burian (Austria)
Panelists: Rajko Jovic (Serbia)
Adem Limani (Kosovo)
Eduardo Breda (Portugal)

Coffee Break

Time: 10:30–11:00

Keynote Lecture KL-105

Title: ROLE OF STROMAL FIBROBLASTS IN HEAD AND NECK SQUAMOUS CELL CARCINOMA
Time: 11:00–11:30

Chair: Jan Plzák (Czech Republic)
Lecturer: Karel Smetana (Czech Republic)

Round Table RT-116

Title: PARTIAL LARYNGECTOMIES IN TREATMENT OF THE LARYNGEAL CANCER
Time: 11:30–13:00

Moderator: Małgorzata Wierzbicka (Poland)
Panelists: Małgorzata Leszczyńska (Poland)
Petros Karkos (Greece)
Pavel Dulguerov (Switzerland)
Hakan Korkmaz (Turkey)



Thursday, June 11, 2015

Terrace I

Instructional Course IC-108

Title: BONE CONDUCTION HEARING DEVICES

Time: 08:00–08:45

Chair: Françoise Denoyelle (France)

Break

Time: 08:45–09:00

Round Table RT-103

Title: BONE CONDUCTION HEARING DEVICES

Time: 09:00–10:30

Moderator: Henryk Skarzynski (Poland)

Panelists: László Rovo (Hungary)

Jan Bouček (Czech Republic)

Piotr H. Skarzynski (Poland)

Coffee Break

Time: 10:30–11:00

Keynote Lecture KL-106

Title: USHER SYNDROME – EVALUATION OF HEARING, REHABILITATION AND THE DEVELOPMENT OF GENE THERAPY

Time: 11:00–11:30

Chair: Armagan Incesulu (Turkey)

Lecturers: Ronald Pennings (The Netherlands), Erwin van Wijk (The Netherlands)

Round Table RT-117

Title: MIDDLE EAR IMPLANTS, WHAT IS THE NEXT STEP

Time: 11:30–13:00

Moderator: Mario Sanna (Italy)

Panelists: Nicolas Verhaert (Belgium)

Stefan Volkenstein (Germany)

Anthony Mikulec (United States)



Thursday, June 11, 2015

Terrace II

Instructional Course IC-109

Title: VIDEOKYMOGRAPHY: THEORY AND PRACTICE
Time: 08:00–08:45

Chair: Jan G. Švec (Czech Republic)
Co-instructor: Jitka Vydrová (Czech Republic)

Break

Time: 08:45–09:00

Round Table RT-104

Title: VOICE REHABILITATION (UEP/EAP Session)
Time: 09:00–10:30

Moderator: Gauthier Desuter (Belgium)
Panelists: Haldun Oguz (Turkey)
Josef Schlömicher-Thier (Austria)
Antonio Schindler (Italy)
Markus Gugatschka (Austria)

Coffee Break

Time: 10:30–11:00

Keynote Lecture KL-107

Title: THE ENIGMA OF THE DYSPHONIC CHILD
Time: 11:00–11:30

Chair: Irena Hocevar-Boltezar (Slovenia)
Lecturer: Guillermo Campos (Colombia)

Round Table RT-118

Title: LARYNGEAL SENSITIVITY, REFLUX, GLOBUS, CHRONIC COUGH (UEP/EAP Session)
Time: 11:30–13:00

Moderator: Irena Hocevar-Boltezar (Slovenia)
Panelists: Ekaterina Osipenko (Russian Federation)
Haldun Oguz (Turkey)
Jitka Vydrová (Czech Republic)
Ahmed Gencid (Finland)
Virginie Woisard (France)



Thursday, June 11, 2015

Club B

Instructional Course IC-110

Title: DIAGNOSTICS AND CAUSAL THERAPY OF CHRONIC OBSTRUCTIVE EUSTACHIAN TUBE DYSFUNCTION

Time: 08:00–08:45

Chair: Joerg Ebmeyer (Germany)

Co-instructors: Stefanie Schröder (Germany), Holger Sudhoff (Germany)

Break

Time: 08:45–09:00

Round Table RT-105

Title: HEARING PRESERVATION SURGERY IN CI

Time: 09:00–10:30

Moderator: Roland Laszig (Germany)

Panelists: Witold Szyfter (Poland)

Anthony Mikulec (United States)

Jiří Skřivan (Czech Republic)

Coffee Break

Time: 10:30–11:00

Round Table RT-119

Title: REVISION SURGERY IN CI

Time: 11:30–13:00

Moderator: Armagan Incesulu (Turkey)

Panelists: Levent Olgun (Turkey)

Carlos Cenjor (Spain)

Jiří Skřivan (Czech Republic)

Wolf Dieter Baumgartner (Austria)



Thursday, June 11, 2015

Club D

Instructional Course IC-111

Title: EXTRAESOPHAGEAL REFLUX: CURRENT CONCEPT OF PATHOPHYSIOLOGY, DIAGNOSIS AND TREATMENT

Time: 08:00–08:45

Chair: Karol Zeleník (Czech Republic)

Co-instructor: Pavel Komínek (Czech Republic)

Break

Time: 08:45–09:00

Round Table RT-106

Title: ASPECTS OF MASTOID CAVITY REVISION SURGERY INCLUDING OBLITERATION AND HEARING RECONSTRUCTION

Time: 09:00–10:30

Moderator: Stephen C. Toynton (New Zealand)

Panelists: Konrad Schwager (Germany)

Richard Salzman (Czech Republic)

Matthew Yung (United Kingdom)

Coffee Break

Time: 10:30–11:00

Keynote Lecture KL-108

Title: OTOGENETICS FROM A MOLECULAR AND CLINICAL PERSPECTIVE

Time: 11:00–11:30

Chair: Stephen C. Toynton (New Zealand)

Lecturers: Margit Schraders (The Netherlands), Dirk Kunst (The Netherlands)



Posters

(Last update on May 14, 2015)

Otology / Neurotology	137
Rhinology / Allergy	150
Laryngology	161
Head and Neck	166
Facial Plastic and Reconstructive Surgery	179
Pediatric Otolaryngology	180
Sleep Medicine	185
Phoniatrics	186
Miscellaneous	189

Legend: P-001 – Poster board number
This number will be placed on the poster board in the Poster Area.

Topic: Otology / Neurotology

P-001

MEDPOR AURICULAR RECONSTRUCTION FOR MICROTIA

Abdelwahab M. A., Gadallah A. T., Moussa E. K., El-sisi H. E. (Egypt)

P-002

THE IMPACT OF COCHLEAR IMPLANTATION: CORRELATION BETWEEN QUALITY OF LIFE AND SPEECH PERCEPTION

Aidona S., Kyriafinis G., Geramas I., Tsalighopoulos M. (Greece)

P-003

LARGE DESTRUCTION OF THE MASTOID PROCESS CAUSED BY A GIANT CHOLETEATOMA OF THE MIDDLE EAR

Ait mesbah N., Hadjbi K., Benallaoua Y., Yahi ait mesbah N. (Algeria)

P-004

MYRINGOPLASTY WITH AND WITHOUT CORTICAL MASTOIDECTOMY IN TREATMENT OF NON-CHOLESTEATOMATOUS CHRONIC OTITIS MEDIA "A COMPARATIVE STUDY" EXTENDED

Algarf T. M. (Egypt)

P-005

THE ESTABLISHMENT OF COCHLEAR IMPLANTATION PROGRAM IN UZBEKISTAN

Amomov Sh. E., Abdukayumov A.A. (Uzbekistan)

P-006

THE BEGINNING OF COHLEAR IMPLANTATION IN REPUBLIC OF MOLDOVA

Antohei A., Sandul A., Vetrician S., Chiaburu A., Chirtoca D., Chiaburu D. (Moldova)

P-007

TEMPORAL BONE OSTEOMYELITIS: OUR EXPERIENCE

Arechvo I., Tolocka R., Balsaris S. (Lithuania)

P-008

RISKS AND BENEFITS OF FAT PLUG MYRINGOPLASTY

Ariyasathitman S., Assanasen P. (Thailand)

P-009

LATERAL CANAL BPPV WITH PSEUDO-SPONTANEOUS NYSTAGMUS MASQUERADING AS VESTIBULAR NEURITIS IN ACUTE VERTIGO

Asprella Libonati G. (Italy)

P-010

THE ROLE OF IMMUNE DISORDERS IN DEVELOPMENT OF PURULENT OTITIS MEDIA

Azizagha Talishinskiy, Jabbar Jalilov (Azerbaijan)

P-011

EAR DISORDERS IN SCUBADIVERS

Azizi M. H. (Islamic Republic of Iran)

P-012

BENING PAROXYSMAL POSITIONAL VERTIGO: A PROSPECTIVE STUDY OF EFFICACY OF EPLEY AND SEMONT MANEUVER AND NECESSITY OF POSTMANEUVER RESTRICTIONS

Babac S. S., Stojanovic V. S., Sladoje R. M., Colic J. M. (Serbia)



P-013
THE ROLE OF MAGNETIC RESONANCE IMAGING (DIFFUSION HASTE TECHNIQUE) IN DIAGNOSIS OF MIDDLE EAR CHOLESTEATOMA

Bakaj T., Buřval S., Stárek I. (Czech Republic)

P-014
DOSE-RESPONSE OF COMBINED LOCAL KANAMYCIN AND FUROSEMIDE APPLICATION IN GUINEA PIG COCHLEA

Bako P., Gerlinger I., Müller M., Löwenheim H., (Hungary)

P-015
TYMPANOMETRY IN THE DIFFERENTIAL DIAGNOSIS OF VARIOUS FORMS OF CONDUCTIVE HEARING LOSS

Balbabyan A. S., Martirosyan A. H., Shukuryan L. A., Shukuryan A. K. (Armenia)

P-016
DIFFERENCES IN THE HEARING FUNCTION BETWEEN MALE AND FEMALE FISCHER 344 RATS

Balogova Z., Rybalko N., Popelar J., Syka J. (Czech Republic)

P-017
AUDIOMETRIC RESULTS OF STAPEDIAL SURGERY – THE FIVE-YEAR EXPERIENCE OF A DISTRICT HOSPITAL

Barbosa L. A., Costa E., Guimarães A., Freire F. (Portugal)

P-018
A RARE CASE OF METASTATIC ADENOCARCINOMA OF THE LUNG TO THE TEMPORAL BONE

Batluk J., Mir-Salim P. (Germany)

P-019
VERTIGO AND DIZZINESS IN A HOSPITAL WITHOUT SPECIFIC NEUROTOLOGY UNIT

Bécares Martínez C., Morales Suárez-Varela M., Rodríguez Briceño M., López Llamas A., Barrera Blázquez C., Estrems Navas P., Arroyo Domingo M. (Spain)

P-020
IMPLEMENTATION OF WAVELET ANALYSIS OF AUDITORY EVOKED POTENTIALS-OUR EXPERIENCE

Becirovic M., Hadzic E., Setic I., Becirovic E., Sarajlic Z., Volic A. (Bosnia and Herzegovina)

P-021
SONOTUBOMETRY USING PERFECT SEQUENCES: CLINICAL RESULTS OF THE 105 HEALTHY SUBJECTS

Beleskiene V., Lesinskas E. (Lithuania)

P-022
GRAFT IN TYPE I TYMPANOPLASTY: CARTILAGE VS TEMPORALIS FASCIA

Ben Gamra O., Abid W., Nacef I., Dimassi H., Romdhane N., BelHadj Younes F., Hariga I., Mbarek C. (Tunisia)

P-023
RISK FACTORS OF HEARING LOSS IN CHRONIC RENAL DISEASE

Bendo E., Resuli M. (Albania)

P-024
EVOLUTION OF BONE ANCHORED HEARING AIDS- BAHA ATTRACT SYSTEM- FIRST YEAR OUTCOMES WITH MODIFIED SURGICAL TECHNIQUE

Bere Z., Jarabin J., Toth J., Kiss J. G., Rovo L. (Hungary)

P-025
OTOGENIC BRAIN ABSCESS SECONDARY TO MIDDLE EAR CHOLESTEATOMA

Blazic S. R., Djerić D. R., Grujicic D. M. (Serbia)

P-026
REVIEW OF OTORRHEA MICROBIOLOGY: ARE WE TREATING IT RIGHT?

Boavida M., Barbosa L., Moura I., Gabriel T., Durão C., Guimarães A., Adónis C., Freire F. (Portugal)

P-027
EUSTACHIAN TUBE MELANOMA

Boavida M., Delgado I. P., Cabral R. M., Correia I., Oliveira L., Montalvão P., Magalhães M. (Portugal)

P-028
BENIGN PAROXYSMAL VERTIGO OF CHILDHOOD: 5 YEARS EXPERIENCE OF A DISTRICT HOSPITAL

Boavida M., Delgado I., Mota S., Vargas M., Adónis C., Freire F. (Portugal)

P-029
HEARING FUNCTION STATUS IN PATIENTS WITH CHRONICAL OTITIS MEDIA

Brajovic D., Arsovic N., Djerić D. (Serbia)

P-030
WHEN YOU HEAR THE HEARTBEAT

Breda M. S., Miranda D., Pereira S., Silva D., Ribeiro D., Gonçalves M., Amorim J., Rocha J., Dias L. (Portugal)



P-031

BEZOLD ABSCESS – TWO MEDICAL CASES, IDENTIFYING SIMILARITIES AND DIFFERENCES

Brożek-Mądry E., Waniewska-Łęczycka M., Krzeski A. (Poland)

P-032

GRANULOMATOSIS WITH POLIANGITIS – TWO DIFFERENT OTOLOGIC MANIFESTATIONS

Brożek-Mądry E., Waniewska-Łęczycka M., Krzeski A. (Poland)

P-033

DIAGNOSTIC UTILITY OF VESTIBULAR EVOKED MYOGENIC POTENTIALS IN THE PRESENCE OF NORMAL CALORIC TEST: CASE SERIES

Cabrera N., Sedano C., Rubio F., Olmedo D., Olmedo R., Martínez C., Alvo A. (Chile)

P-034

OUTER AND MIDDLE EAR HEMANGIOMA – CASE REPORT AND REVIEW OF THE LITERATURE

Caiado R., Melo A. S., Laffont J., Moura J. E., Quadros J., Paiva A. D. (Portugal)

P-035

OTOSCLEROSIS AND STAPEDECTOMY – STATISTICS OF EAR NOSE AND THROAT COIMBRA HOSPITAL AND UNIVERSITY CENTRE SERVICE, GENERAL HOSPITAL DEPARTMENT, IN THE LAST 10 YEARS

Caiado R., Melo A. S., Ribeiro D., Moura J. E., Bastos J., Ribeiro C., Paiva A. D. (Portugal)

P-036

OTOACARIASIS: OTOACARIASIS REVIEW WITH DEMOGRAPHIC AND CLINICAL OUTCOMES OF PATIENTS WITH TICKS IN THE EAR CANAL

Cakabay T., Gokdogan O., Baran H., Karabulut B., Vatansver Z. (Turkey)

P-037

SUSAC SYNDROME: A RARE CAUSE OF SENSORINEURAL HEARING LOSS

Calha M., Duarte C., Farinha R. R., Nabuco C., Pereira P., Pereira A. M. (Portugal)

P-038

SARCOIDOSIS: A CAUSE FOR BILATERAL FACIAL PALSY – CASE REPORT

Cardoso L., Silvestre N., Simões J., Ribeiro J. C., Cruz M., Paiva A. D. (Portugal)

P-039

BROOKE-SPIEGLER SYNDROME: AN EXTREMELY RARE CASE OF CONDUCTIVE DEAFNESS

Carvalho Araújo B., Jerónimo A. S., Guedes Damaso R., Gama I., Eliseu A., Barros J. E. (Portugal)

P-040

SATISFACTION OF PATIENTS WITH AUDITORY NEUROPATHY WITH COCHLEAR IMPLANT

Carvalho G. M., Zago T. M., Ramos P. Z., Guimarães A. C., Fernandes F. L., Sartorato E. L., Castilho A. M. (Brazil)

P-041

THE ROLE OF POLIPHARMACY ON DIZZINESS

Carvalho L. S., Assunção A. M., Figueiredo E. A. (Brazil)

P-042

PREVALENCE OF MIDDLE EAR BAROTRAUMA IN PATIENTS THAT UNDERWENT ON HYPERBARIC OXYGEN THERAPY

Carvalho L. S., Ferreira Matos P. G., Abreu Souza A. P., Mendes D. L. (Brazil)

P-043

FISCH'S REVERSE TECHNIQUE OF STAPEDOTOMY: OUR MODIFICATIONS TO ACHIEVE BETTER FUNCTIONAL RESULTS AND LOWER COMPLICATIONS

Casamitjana-Claramunt F., Ibañez-Romaguera J., Enrique-González A., Chamizo-Jurado J., Vilas-Melero J., Fuentes-Cabrera F. (Spain)

P-044

TYMPANOPLASTIES: SURGICAL RESULTS – REVISION AND EXPERIENCE OF 9 YEARS OF OTORRINOLARYNGOLOGY SERVICE OF ALTO AVE HOSPITAL CENTER

Castro e Sousa A. F., Henriques V. B., Veloso R. T., Estevão R. H., Rodrigues J. M., Gomes A. P., Fonseca R. J., Fernandes F. M. (Portugal)

P-045

HEARING SCREENING PROGRAM FOR INTELLECTUALLY DISABLED PEOPLE DURING SPECIAL OLYMPICS

Cerny L. (Czech Republic)

P-046

EAT GRAFT COVERED WITH RESORBABLE POLYLACTIC MESH: THE KEY FOR SUCCESSFUL MANAGEMENT OF POSTOPERATIVE CSF LEAK AFTER BILATERAL PEDI-ABI

Colletti G., Colletti L., Mandalà M., Allevi F., Colletti V. (Italy)

P-047

IATROGENIC CHOLESTEATOMAS. OUR SERIES AND EXPERIENCE

Cordero A., Vaca M., Polo R., Pérez C., Alonso A., Cobeta I. (Spain)

P-048

EXTERNAL OTITIS: WHAT NOT TO MISS!

Costa T. P., Lopes L. N., Neves M. L., Carvalho T., Pereira P. R., Luis L., Pereira A. M. (Portugal)



- P-049**
ROLE OF GJB2 GENE MUTATION IN REHABILITATION AFTER COCHLEAR IMPLANTATION
Csorba G., Kiss J. G., Tóth F., Szamosközi A., Nagy A., Rovó L. (Hungary)
- P-050**
TELE-CARE ON PATIENTS AFTER COCHLEAR IMPLANTATION IN OPOLE AND OLSZTYN CENTER OF HEARING AND SPEECH MEDICUS
Cudejko R., Luszcz C., Skarzynski P. H., Walkowiak A., Ludwikowski M. (Poland)
- P-051**
DOWNBEAT NISTAGMUS – 2 CASES REPORTS
Cunha Ribeiro D., Pérez-Fernandez N. (Portugal)
- P-052**
MALIGNANT EXTERNAL OTITIS
Da Costa Belisario J. M., López Delgado I., Muñoz Muñoz P., Martínez Pascuala P., Martín Oviedo C., Gutierrez Triguero M. (Spain)
- P-053**
LOCALLY AGGRESSIVE OTITIS EXTERNA: 2 CASE REPORTS OF A NEW IDENTITY?
Damaso G., Baptista S. V., Araújo B. C., Barros E. (Portugal)
- P-054**
OTOSCLEROSIS: WHAT'S THE ROLE OF IMAGING IN THE DIAGNOSIS?
Decq Mota S., Delgado I., Adónis C., Freire F. (Portugal)
- P-055**
BPPV: OUR EXPERIENCE OVER THE LAST 20 YEARS
Dedeyne J., Muylle M., Kuhweide R., Lerut B. (Belgium)
- P-056**
POSTERIOR SEMICIRCULAR CANAL OCCLUSION AS TREATMENT FOR BENIGN PAROXYSMAL POSITIONAL VERTIGO
Delgado Vargas B., Polo López R., Lloris Romero Salazar A., Cobeta Marco I. (Spain)
- P-057**
EFFECT OF INTRATYMPANIC MELATONIN IN CISPLATIN INDUCED OTOTOXICITY
Demir M. G., Altıntoprak N., Kösemihal E., Aydın S., Başak K. (Turkey)
- P-058**
CLINICAL SURVEY OF BONE ANCHORED HEARING IMPLANTS AND A SURGICAL TECHNIQUE WITH TISSUE PRESERVATION
Den Besten C. A., Nelissen R. C., Bosman A. J., Mylanus E. A., Hol M. K. (Netherlands)
- P-059**
FEATURES OF COCHLEAR IMPLANTATION IN CASES WITH INNER EAR MALFORMATIONS
Diab K., Kondratchikov D., Paschinina O. (Russian Federation)
- P-060**
COCHLEAR IMPLANTATION AND ENDOLYMPHATIC SAC DRAINAGE IN PATIENTS WITH MENIERE'S DISEASE
Diab K., Pashchinina O., Lilenko A. (Russian Federation)
- P-061**
ACCURATE METHOD OF STANDARD ELECTRODE INSERTION IN CASES OF COCHLEAR OSSIFICATION
Diab K., Pashchinina O., Ospanova M. (Russian Federation)
- P-062**
HEARING DISORDERS IN MOUSE WITH THE TRANSIENT GLOBAL CEREBRAL ISCHEMIA MODEL
Dieieva Y. V., Golubok-Abuzova T. N., Vasiliev A. V., Kovalchuk P. (Ukraine)
- P-063**
LATERAL SINUS THROMBOSIS SURGICAL TREATMENT -WHEN IT IS THE RIGHT TIME TO CONSIDER SURGICAL TREATMENT – A REVIEW OF TWO CASES OF AN ADULT PATIENTS
Durko M., Jankowski A., Pajor A., Pietruszewska W., Durko T. (Poland)
- P-064**
THE QUALITY OF HEARING AFTER COCHLEAR IMPLANTATION – EVALUATION OF ADULT PATIENTS IMPLANTED AT ENT DEPARTMENT MEDICAL UNIVERSITY OF LODZ IN THE YEARS 2012-2015
Durko M., Pajor A., Jankowski A., Pietruszewska W., Skrivan J., Durko T., Hima J., Chadzynska J. (Poland)
- P-065**
EXPRESSION OF CELLULAR PROLIFERATION AND INFLAMMATION MARKERS IN ACQUIRED MIDDLE EAR CHOLESTEATOMA DEVELOPMENT
Erdogljija M., Baletic N., Cerovic S., Jovic M. (Serbia)
- P-066**
SQUAMOUS CELL CARCINOMA OF THE TEMPORAL BONE: RESULTS, MANAGEMENT AND A CASE REPORT
Esteves S. S., Silva A., Silva J. C., Monteiro E. (Portugal)



P-067

DECISION SUPPORT SYSTEM SOFTWARE FOR VESTIBULAR DISORDERS: PRELIMINARY RESULTS OF THE EMBALANCE PROJECT
Exarhos T., Bamiou D., Wuyts F., Bibas A., Kikidis D., Maurer C., Luxon L. (Greece)

P-068

RESULTS OF PRIMARY HEARING RECONSTRUCTION BY AUTOLOGOUS OR HOMOLOGOUS OSSICLES IN CHRONIC OTITIS MEDIA PATIENTS
Farahani F., Hashemian F., Nazem Bafghi A. (Islamic Republic of Iran)

P-069

SATISFACTION EVALUATION BETWEEN DIGISONIC SP® MONAURAL VS BINAURAL
Fernandes F. L., Zago T. M., Carvalho G. M., Schuch L. H., Sartorato E. L., Onuki L. C., Bonhin R. G., Castilho A. M. (Brazil)

P-070

PERIPHERAL FACIAL PARALYSIS AS A COMPLICATION OF CHRONIC OTITIS MEDIA – DECOMPRESS OR NOT DECOMPRESS?
Freitas L., Subtil J., Araujo J., Filipe J., Gaspar A., Catarino M., Santos A., Varandas J., Macor C. (Portugal)

P-071

ENDOLYMPHATIC SAC TUMOR: A CASE REPORT
Friedlander E., García Lopez I., Da Costa Belisario J., Martínez Pascual P., Arístegui Ruiz M. (Spain)

P-072

MENINGIOMA OF THE INTERNAL AUDITORY CANAL: A CASE REPORT
Friedlander E., López Delgado I., Pinacho Martínez P., Muñoz Muñoz P., Arístegui Ruiz M. (Spain)

P-073

EXPERIMENTAL STUDY IN DELAY OF AGE-RELATED HEARING LOSS USING T-TYPE CALCIUM CHANNEL BLOCKERS
Gao X., Chen J., Li J. (China)

P-074

PROTECTIVE EFFECT OF RESVERATROL AND N-ACETYLCISTEINE AGAINST KANAMYCIN AND FUROSEMIDE-INDUCED OTOTOXICITY AND EXPRESSION OF OXIDATIVE STRESS GENES IN RATS
García-Alcántara F., Murillo-Cuesta S., Martínez-Vega R., Varela-Nieto I., Rivera T. (Spain)

P-075

THE HEARING IMPAIRMENTS FOUND IN A CHILD WITH GOLDENHAR SYNDROME: RELATE OF CASE
Goetze T. B., Sleifer P., Rosa R. F., Zen P. R. (Brazil)

P-076

CHOLESTEATOMA IN CHILDREN: A CURRENT CHALLENGING PATHOLOGY
Hamdan Zavarce M. I., Chiesa Estomba C. A., Meléndez García J. M., Araujo Da Costa A., Perez-Carro Rios A. M., Ibarra Ubieta J. I., Espiña Campos G. (Spain)

P-077

COMPARING SPONTANEOUS CLOSURE AND PAPER-PATCHING IN TRAUMATIC TYMPANIC MEMBRANE PERFORATIONS: IS IT NECESSARY TO USE ANTIBIOTIC?
Hanege F. M., Karaca S., Kalcioğlu M. T. (Turkey)

P-078

EXTERNAL AUDITORY CANAL (EAC) CHOLESTEATOMA
Hariga I., Abid W., Ben Ghrib I., Dimassi H., Romdhane N., Belhadj Younes F., Ben Gamra O., Mbarek C. (Tunisia)

P-079

MIDDLE EAR CHOLESTEATOMA: CORRELATION OF SURGICAL AND CT SCAN FINDINGS
Hariga I., Abid W., Dimassi H., Ben Ghrib I., Romdhane N., Belhadj Younes F., Ben Gamra O., Mbarek C. (Tunisia)

P-080

OSTEOMA OF THE EXTERNAL AUDITORY CANAL
Hariga I., Abid W., Cheikh K., Mahjoubi M., Romdhane N., Younes B. H., Ben Gamra O., Mbarek C. (Tunisia)

P-081

VESTIBULAR MIGRAINE
Hariga I., Abid W., Kharrat G., Benghrib I., Romdhane N., BH younes F., Bengamra O., Mbarek C. (Tunisia)

P-082

MIDDLE EAR CHOLESTEATOMA: OUR RESULTS
Hasbellaoui M., Boudjennah F., Ouazar B., Djebbar S., Saheb A. (Algeria)

P-083

ASSESSMENT OF COCHLEAR POTENTIALS USING COCHLEAR IMPLANT ELECTRODES – AN ANIMAL STUDY
Helmstaedter V., Baumhoff P., Maier H., Lenarz T., Kral A. (Germany)

P-084

EXTERNAL AUDITORY CANAL ATRESIA: A SURGICAL APPROACH
Henriques V., Rafaela T., Gomes A., Sousa A., Estêvão R., Rodrigues J., Fernandes A., Silva F., Fernandes F. (Portugal)



P-085

DECOMPRESSION OF THE GENICULATE GANGLION OF THE FACIAL NERVE IN A CONGENITAL CHOLESTEATOMA

Henriques V., Teles R., Gomes A., Sousa A., Estêvão R., Rodrigues J., Fernandes A., Silva F., Fernandes F. (Portugal)

P-086

ISOLATED MALFORMATION OF THE STAPES' SUPERSTRUCTURE

Henriques V., Teles R., Gomes A., Sousa A., Estêvão R., Rodrigues J., Fernandes A., Silva F., Fernandes F. (Portugal)

P-087

TRANSCANAL FACIAL NERVE DECOMPRESSION FOR LONGITUDINAL FRACTURE OF TEMPORAL BONE

Honnurappa V. (India)

P-088

SURGICAL MANAGEMENT OF UNRECOVERED BELL'S PALSY - TRANS MASTOID FACIAL NERVE DECOMPRESSION FROM GENICULATE GANGLION TO STYLO MASTOID FORAMEN

Honnurappa V. (India)

P-089

ASSOCIATION BETWEEN VESTIBULAR FUNCTION AND HEARING OUTCOME IN IDIOPATHIC SUDDEN SENSORINEURAL HEARING LOSS

Ho-seok Lee, Jae-Hyun Seo (Republic of Korea)

P-090

SIMPLIFIED SURGERY FOR PERCUTANEOUS OSSEOINTEGRATED HEARING DEVICES

Hultcrantz M., Holmberg M., Johansson M. (Sweden)

P-091

THE ROLE OF PREOPERATIVE CT SCAN IN PATIENTS WITH MIDDLE EAR CHOLESTEATOMA

Chahed H., Marrakchi J., Chiboub D., Kharrat G., Zainine R., Ben Amor M., Beltaief N., Besbes G. (Tunisia)

P-092

20 YEARS EXPERIENCE IN TREATING BPPV, IN A TERTIARY REFERRAL CENTER

Chatzakis N., Prokopakis E., Taki K., Doulaptsi M., Panagiotaki E., Velegrakis G. (Greece)

P-093

RECONSTRUCTION OF THE OSSICULAR CHAIN USING SCULPTURED EFFIGIES OF AUTOGENOUS CORTICAL MASTOID BONES

Chatziantoniadis A. (Greece)

P-094

PREVALENCE OF GJB2 GENE MUTATION IN 330 JIANGSU COCHLEAR IMPLANT PATIENTS

Chen J., Shi L., Gao X. (China)

P-095

ESTABLISHMENT OF ENDOGENOUS HUMAN TYMPANIC MEMBRANE-DERIVED SOMATIC STEM CELLS FOR STEM CELL THERAPY

Cho C. H., Gong J. S., Kim W. J., Park K. H. (Republic of Korea)

P-096

STRUCTURAL CHANGES IN NERVE FIBERS CHRONIC SUPPURATIVE OTITIS MEDIA

Ismagulova E. K., Tulebaev R. K., Kozhantaeva S. K. (Kazakhstan)

P-097

MALIGNANT NECROTIZING EXTERNAMILOŠ JANČIJEVIĆ, DRAGOSLAVA DJERIC, SRBISLAV BLAZIĆ, DANKA POPADIĆ CLINIC FOR OTORINOLARYNGOLOGY AND MAXILOFACIAL SURGERY, CLINICAL CENTER OF SERBIA BELGRADE

Jančijević M. D., Blazić S. B., Djerić D. B., Popadić D. M. (Serbia)

P-098

INTRATYMPANIC STEROID INJECTION FOR ACUTE AND CHRONIC TINNITUS; SHORT TERM PILOT STUDY

Jeon E. J., Park K. H., Park S. N., Park Y. S., Chang K. H. (Republic of Korea)

P-099

μCT MICROSCOPE: A NEW WAY TO VISUALIZE THE MICRO STRUCTURE OF INNER EAR

Jiang Z., Sun C., Zhang K., Yuan . (China)

P-100

THE STRATEGY OF COCHLEAR IMPLANTATION IN CASES WITH CHRONIC OTITIS MEDIA

Kanai R., Kanemaru S., Yoshida M., Furuta I., Kitada Y., Nishida A., Yamashita M., Maetani T. (Japan)

P-101

EXPRESSION OF MACROPHAGE MIGRATION INHIBITORY FACTOR IN THE INNER AND MIDDLE EARS IN LIPOPOLYSACCHARIDE-INDUCED OTITIS MEDIA IN MICE

Kariya S., Okano M., Fujimoto S., Uraguchi K., Shimizu A., Murai A., Higaki T., Nishizaki K. (Japan)

P-102

USING OF MAGNETIC RESONANCE IMAGING OF CHOLESTEATOMA TO AVOID UNNECESSARY SECOND-LOOK SURGERY

Karneeva O. V., Polyakov D. P., Daykhes N. A., Zelikovich E. I. (Russian Federation)



P-103

NECROTIZING EXTERNAL OTITIS WITH MASSIVE PARAPHARYNGEAL EXTENSION

Khamassi K., Dimassi H., Hedhili F., Masmoudi F., Bougacha L., Lahiani R., Ben Salah M. (Tunisia)

P-104

OCULAR VESTIBULAR EVOKED MYOGENIC POTENTIALS (OVEMPS) IN NORMAL THAI VOLUNTEERS

Khampremsri N., Thongyai K. (Thailand)

P-105

RESULTS OF SURGICAL AND CONSERVATIVE METHODS OF TREATMENT SIMULTANEOUSLY IN PATIENTS WITH CHRONIC PURULENT OTITIS IN THE LATE POSTOPERATIVE PERIOD

Khorov O. G., Halavach K. N. (Belarus)

P-106

INVESTIGATION OF AN IDEAL FORM OF NANOPARTICLE FOR INNER EAR DRUG DELIVERY

Kim D., Yun J., Yang K., Kim J., Park S. (Republic of Korea)

P-107

STUDY ON CLOSURE OF TYMPANIC MEMBRANE PERFORATION BY PATCH GRAFTING TECHNIQUE

Kim J., Lee D. (Republic of Korea)

P-108

IN VIVO COCHLEA HAIR CELL RESCUE AFTER NOISE-INDUCED HEARING LOSS (NIHL) USING LOW LEVEL LASER THERAPY (LLLT)

Kim S. H. (Republic of Korea)

P-109

EFFECTS OF KOREAN RED GINSENG ON HEARING AND BLOOD GLUCOSE LEVELS IN STEROID THERAPY FOR SUDDEN SENSORINEURAL HEARING LOSS

Kim W. J., Gong J. S., Park K. H. (Republic of Korea)

P-110

INTRATYMPANIC DEXAMETHASONE THERAPY IN SUDDEN SENSORINEURAL HEARING LOSS

Kioutsiouki A. G., Stamkopoulou P. I., Avramopoulou E. K., Gerostergiou E. A. (Greece)

P-111

THERMAL TEST IN DIAGNOSTICS OF DEMYELINATING VESTIBULAR DYSFUNCTION

Kirichenko I. M., Alekseeva N. S. (Russian Federation)

P-112

TRANS EAR CANAL PENETRATING INTRACRANIAL INJURY BY TEMPLE OF EYEGLASSES: A CASE REPORT

Kita J., Hakamada K. (Japan)

P-113

AUDIOMETRIC RESULTS AFTER STAPEDOTOMY WITH TEFLON-PLATINUM PROSTHESIS

Krol B., Skarzynski P. H., Skarzynski H. (Poland)

P-114

PATIENT WITH OTOSCLEROSIS: EFFICIENCY OF DIFFERENT STAPEDOTOMY AND STAPEDECTOMY WITH LASER ASSISTANT

Krukov A., Garov E., Zelenkova V., Sudarev P. (Russian Federation)

P-115

THE VERTIGINOS SYNDROME AND CERVICAL SPONDILOARTHRISIS

Kuci A., Kollcaku J., Fejza J. (Albania)

P-116

PAIN CONTROL FOR PATIENTS UNDERGOING MYRINGOPLASTIES UNDER LOCAL ANAESTHETIC AT A NEPAL EAR CAMP

Kuet M., Edmiston R., Weir N., Capper R., Waddell A. (United Kingdom)

P-117

SUSAC SYNDROME FROM THE OTOLARYNGOLOGIST PERSPECTIVE

Lara-Sánchez H., Álvarez N., Angles J., De Las Heras P., Coloma M., Carreres A., Montero J., Vallejo L. (Spain)

P-118

COMPARISON BETWEEN TRANSTYMPANIC(TT) AND TYMPANOMEATAL FLAP ELEVATION(TME) APPROACHES IN MYRINGOPLASTY

Lau Y. T. (Hong Kong)

P-119

THERAPEUTIC EFFECT OF ZINC AND LIPOPROSTAGLANDIN E1 FOR IDIOPATHIC SUDDEN HEARING LOSS

Lee H., Choi A. (Republic of Korea)

P-120

TREATMENT OF THE PATULOUS EUSTACHIAN TUBE WITH SOFT-TISSUE BULKING AGENT INJECTIONS

Lehmann M., Schröder S., Ebmeyer J., Sudhoff H. (Germany)



- P-121**
LONG TERM OUTCOME OF THE LI REPOSITIONING MANOEUVRE FOR BENIGN PAROXYSMAL POSITIONAL VERTIGO
Li J. R., Zhang H., Guo P. F. (China)
- P-122**
MAGNETIC RESONANCE IMAGING SCREENING IN PATIENTS WITH PROGRESSIVE UNILATERAL SENSORINEURAL HEARING LOSS
Lim H. W., Choi J. W., Kim J. J., Kim E. H. (Republic of Korea)
- P-123**
POSTERIOR FOSSA ARACHNOID CYST WITH SYMPTOMS AUDIOVESTIBULAR
Lloris A., Polo R., Delgado B., Vaca M., Cordero A., Benitez S., Alonso A., Cobeta I. (Spain)
- P-124**
ENDOSCOPIC OTO-MICRO-SURGERY IN RETRACTION POCKET MANAGEMENT
Loglisci M., Mezzedimi C., Cocca S., Livi L., Livi W. (Italy)
- P-125**
VESTIBULAR ADAPTATION AND vHIT IN A CASE OF RAMSAY HUNT SYNDROME
Lopez Salcedo M. A., Tapia Toca M. C., Gomez Serrano M., Iglesias Moreno M. C., Poch Broto J. (Spain)
- P-126**
CHARACTERISTIC OF WARSAW SCREENING PROGRAM 2007-2013
Ludwikowski M., Skarzynski H., Skarzynski P. H., Kochanek K., Piotrowska A., Zapert A., Danielewicz A., Tarczynski K., Pilka A. (Poland)
- P-127**
OUTCOMES FOLLOWING MYRINGOPLASTY: HOW DO WE COMPARE WITH THE UK NATIONAL AVERAGE? A SINGLE-CENTRE CLINICAL AUDIT
Mahalingam S., Parmar M., Khemani S. (United Kingdom)
- P-128**
CHOLESTEROL GRANULOMA OF THE PETROUS APEX – FLORID CLINICAL FINDINGS IN THE SETTING OF A RARE LESION
Machado A. M., Cardoso L. P., Melo A. S., Tomé P. A., Simões J. F., Paiva A. D. (Portugal)
- P-129**
THE NEW TECHNIQUE OF RECONSTRUCTIVE SURGERY ON THE MIDDLE EAR
MakarynaKibak L. E., Hreben M. I., Yaromenka Y. E., MakarynaKibak A. S. (Belarus)
- P-130**
OSTEOMA OF EXTERNAL AUDITORY CANAL
Marrakchi J., Mediouni A., Nefzaoui S., Kharrat G., Ben Amor M., Zainine R., Beltaief N., Besbes G. (Tunisia)
- P-131**
SLEEP DEPRIVATION AND TETRAX POSTUROGRAPHY
Mártonová J., Čoček A., Svárovský J., Podlešák T. (Czech Republic)
- P-132**
RARE CAUSE OF MASTOIDITIS: TUBERCULOSIS – CASE REPORT
Mârțu C., Cozma S., Mârțu D., Damean G., Rădulescu L. (Romania)
- P-133**
AN EXTENSIVE GLOMUS JUGULARE TUMOUR IN A YOUNG FEMALE
Mat Lazim N., Moses S. S. (Malaysia)
- P-134**
FACIAL PALSY FOLLOWING MIDDLE EAR INFECTION
Matos A., Gros A. (Slovenia)
- P-135**
INFRA TEMPORAL FOSSA TYPE A APPROACH FOR ANEURYSM OF THE UPPER CERVICAL INTERNAL CAROTID ARTERY
Medina M., Granell J., Bolivar T., Baeza C., Polo R., Gutierrez R. (Spain)
- P-136**
CENTRAL SKULL BASE OSTEOMYELITIS: 5 CASE SERIES REPORT
Mejzlik J., Chrobok V., Dedkova J., Cerny M. (Czech Republic)
- P-137**
COCHLEAR IMPLANTATION IN CHILDREN WITH SYNDROMIC DEAFNESS
Melo A. S., Martins J. H., Laffont J. T., Pires J., Quadros J. M., Ribeiro C. A., Paiva A. D. (Portugal)
- P-138**
COCHLEAR IMPLANTS: NEW FRONTIERS
Mezzedimi C., Gavetta M., Raguzzoni G., Livi L., Livi W. (Italy)
- P-139**
COCHLEAR IMPLANT AND UNDERWATER ACTIVITIES: PRELIMINARY STUDY
Mezzedimi C., Gavetta M., Raguzzoni G., Livi L., Livi W. (Italy)



- P-140**
FINITE ELEMENT COCHLEA MODEL: PRELIMINARY VALIDATION RESULTS
Miller C., Kikidis D., Isailovic V., Filipovic N., Marquardt T., Bibas A. (Greece)
- P-141**
SAFETY ASSESSMENT OF TRANS-TYMPANIC LOW-LEVEL LASER TREATMENT
Moon T. H., Kim Y. W. (Republic of Korea)
- P-142**
CARTILAGE MYRINGOPLASTY, EVALUATION OF OUTCOMES
Moraleda Deleito J., Guillen Maritnez A., Esteban Sanchez T. (United Kingdom)
- P-143**
OTOSCLEROSIS. AUDIOLOGICAL RESULTS OF OUR STAPEDECTOMYS
Moraleda Deleito J., Guillen Martinez A., Mercader Coste I., Esteban Sanchez T. (United Kingdom)
- P-144**
COMPARISON OF HEARING OUTCOMES AFTER TREATMENT FOR EARLY STAGE EXTERNAL AUDITORY CANAL CANCER
Morita S., Nakamaru Y., Homma A., Sakashita T., Hatakeyama H., Masuya M., Fukuda S. (Japan)
- P-145**
EFFECT OF CIGARETTE SMOKING ON THE QUALITY OF HEARING
Mrazkova E., Sachova P., Hrabovcinova M., Matejkova M., Vojkowska K., Povova J., Ambroz P., Janout V., Tomaskova H., Zathurecky E., Molinkova P., Stavova J., Prokopova A., Schnirch J., Rafcik P., Adamcova K., Turonova M. (Czech Republic)
- P-146**
SYMPTOMS IN EARLY MULTIPLE SCLEROSIS MIMICKING ACUTE VESTIBULAR SYNDROME
Muñoz J. C., Disla A. B., Rodriguez N. I., De Vergas J., Almodovar C. (Spain)
- P-147**
MIMETIC WORDS DESCRIBING DIZZINESS BASED ON SYNESTHESIA
Murai N., Kusano J., Hattori K., Takahashi Y. (Japan)
- P-148**
HEALTH-RELATED QUALITY OF LIFE IN ROMANIAN COCHLEAR IMPLANTED PATIENTS
Necula V., Cosgarea M. (Romania)
- P-149**
INFLUENCE OF CLEFT PALATE RECONSTRUCTION TECHNIQUE ON RETRACTION POCKET AND CHOLESTEATOMA DEVELOPMENT
Otruba L., Duskova M. (Czech Republic)
- P-150**
IMPACT OF MASTOID OBLITERATION ON REHABILITATION OF THE CAVITY IN THE RADICAL SURGERY OF CHOLESTEATOMA
Ouenoughi K., Haraoubia M. S., Mouzali A., Zemirli O. (Algeria)
- P-151**
IS THERE A RELATIONSHIP BETWEEN PREMATURE HAIR GRAYING AND HEARING IMPAIRMENT?
Ozbay I., Kahraman C., Kucur C., Namdar N. D., Oghlan F. (Turkey)
- P-152**
CONGENITAL UNILATERAL HEARING LOSS
Pacheco Coronel E. R., Núñez Batalla F., Caro Fernandez P., Muñoz Cordero M. G., Salom Lucena M. C., Albornoz Afanasiev P. H., Llorente Pendás J. L. (Spain)
- P-153**
OTOSCLEROSIS IN SOUTHEAST ASIAN PATIENTS: RADIOLOGICAL FEATURES AND CORRELATION WITH AUDIOMETRY AND SURGICAL OUTCOME
Pang J., Karandikar A., Goh J., Yeo S., Yuen H. (Singapore)
- P-154**
STAPEDECTOMY: POSTOPERATIVE RESULTS CONSULTANT VERSUS SPECIALIST REGISTRARS
Papadopoulou D., Harcourt J. (United Kingdom)
- P-155**
PRIMARY TUBERCULOSIS OF THE EUSTACHIAN TUBE CAUSING OTITIS MEDIA WITH EFFUSION
Park J., Oh S., Lee C., Cho K. (Republic of Korea)
- P-156**
THE RESULTS OF THE PREVENTION OF OCCUPATIONAL SENSORINEURAL HEARING LOSS OVER TIME
Petrova N., Panshina V. (Russian Federation)
- P-157**
RETROTYMPANUM CONTROL WITH ENDOSCOPIC OF MIDDLE EAR APPROACH
Pinacho Martínez P., Da Costa Belisario J. M., Friedlander E., García López I., López Delgado I., Martínez Pascual P., Muñoz Muñoz P., Martín Oviedo C. (Spain)



P-158

PETROUS BONE CHOLESTEATOMA: PROPOSAL FOR A NEW CLASSIFICATION AND MANAGEMENT OF COMPLEX CASES

Piras G., Piccirillo E., Prasad S. C., Lauda L., Roustan V., Sanna M. (Italy)

P-159

HIGH FREQUENCY AUDIOMETRY IN CHRONIC RENAL FAILURE

Polianskis M., Vainutienė V., Lesinskas E., Rimševičius L. (Lithuania)

P-160

TRANSOTIC APPROACH FOR INFRALABYRINTHINE-APICAL PETROUS BONE CHOLESTEATOMA

Polo R., Delgado B., Vaca M., Cordero A., Perez C., Alonso A. (Spain)

P-161

LATENT BALANCE DISORDERS IN PATIENTS WITH SUDDEN SENSORINEURAL HEARING LOSS – DOES STABILOMETRY REVEAL SIGNIFICANT PATHOLOGIES?

Prochazkova K., Hahn A. (Czech Republic)

P-162

NEONATAL TESTING AUDITORY FUNCTION USING OTOACOUSTIC EMISSIONS IN THE CLINICAL HOSPITAL GRADISKA

Pusara Z. R., Pejic Ž. (Bosnia and Herzegovina)

P-163

INTRATYMPANIC DEXAMETHASONE FOR SUDDEN IDIOPATHIC HEARING LOSS, A 2 YEARS REVIEW

Qirjazi B., Hoxhallari X., Bardhyli D. D., Xhokaxhiu-Papa E. (Albania)

P-164

PROGNOSTIC INFLUENCING FACTORS IN SUDDEN DEAFNESS TREATMENT

Rădulescu L., Mârțu C., Cavaleriu B., Mârțu D., Cozma S. (Romania)

P-165

DEVELOPMENT OF ORAL LANGUAGE IN CHILDREN WITH COCHLEAR IMPLANT: THE INFLUENCE OF COCHLEAR IMPLANTATION AGE

Ramos D., Jorge J., Ribeiro D., Teixeira A., Ribeiro C., Paiva A. (Portugal)

P-166

INFLUENCE OF GAS AND CHEMICAL INDUSTRY ON THE PROFESSIONAL SENSORINEURAL HEARING LOSS DEVELOPMENT

Raytselis I. V., Setko N. P., Shulga I. A. (Russian Federation)

P-167

SUDDEN DEAFNESS AND LUPUS ERYTHEMATOSUS: A CHALLENGE DIAGNOSIS

Reis M. G., Gonçalves G. Z., Delalibera D., Okada B. R., Mota R. L., Dell'Aringa A. R., Assis M. R. (Brazil)

P-168

COMPARISON OF HEARING RESULTS FOLLOWING THE USE OF NITIBOND VERSUS NITINOL PROSTHESES IN STAPES SURGERY: A RETROSPECTIVE CONTROLLED STUDY REPORTING SHORT-TERM POSTOPERATIVE RESULTS

Révész P., Karosi T., Gerlinger I. (Hungary)

P-169

VERTIGO CAUSED BY PERILYMPH FISTULA, MENIERE'S DISEASE, AND LATERAL TYPE OF BPPV -CASE REPORT

Rezaei A., Rezaei H. (Islamic Republic of Iran)

P-170

BIOFEEDBACK IN THERAPY OF COCHLEOVESTIBULAR DISORDERS

Rezakova N. V., Kryukov A. I., Kunelskaya N. L., Gekht A. B., Baybakova E. V., Chugunova M. A., Yanyushkina E. S., Kudееva Y. Y. (Russian Federation)

P-171

HEARING LOSS FOLLOWING CARBON MONOXIDE POISONING

Ribeiro Costa N., Azevedo P., Duarte D. (Portugal)

P-172

RESVERATROL AND N-ACETYLCYSTEINE AS POTENTIAL PROTECTIVE ANTIOXIDANTS AGAINST OTOTOXICITY INDUCED BY AMINOGLYCOSIDES AND DIURETICS

Rivera T., García-Alcántara F., Murillo-Cuesta S., Martínez-Vega R., Varela-Nieto I. (Spain)

P-173

UNIVERSAL NEWBORN HEARING SCREENING PROGRAM – OUR EXPERIENCE

Rodrigues J. F., Estevão R., Sousa A., Teles R., Henriques V., Gomes A., Gomes P., Mexedo A., Fernandes F. (Portugal)

P-174

SPEECH RECOGNITION IN COCHLEAR IMPLANT USERS. LIVE HUMAN VOICE VS. VOICE REPRODUCTION VIA DIGITAL MEDIA

Rokos C. A., Kyriafinis G., Aidona S., Tsalighopoulos M. (Greece)

P-175

PROGNOSTIC VALUE OF ELECTRODIAGNOSTIC FINDINGS IN THE EARLY STAGES OF FACIAL PARALYSIS IN RAMSAY HUNT SYNDROME

Rokos C. A., Markou K., Rachovitsas D., Tsiropoulos G., Triaridis S., Kallimageirou E., Psillas G. (Greece)



P-176

VERTIGO: 7.368 EXAMINATIONS IN VESTIBOLOGY OFFICE IN FIFTEEN YEARS

Romano G., Casorelli I., Cifarelli D., Modugno M. V., Larotonda G. (Italy)

P-177

SURGICAL TREATMENT OF OTOSCLEROSIS IN MEDICAL RESIDENCY TRAINING

Rosa F. F., Ferreira J. P., S C. A. (Portugal)

P-178

MODIFIED BONDY TECHNIQUE: INDICATIONS AND HEARING OUTCOMES

Roustan V., Caruso A., Piccirillo L., Piras G., Sanna M. (Italy)

P-179

TOOL FOR EVACUATION AND FENCE CONTENTS OF THE TIMPANC CAVITY WITH EXUDATIVE OTITIS MEDIA

Saidov S. H., Amonov S. E., Abdukayumov A. A. (Uzbekistan)

P-180

SURGICAL MANAGEMENT OF THE LABYRINTHINE FISTULA COMPLICATING CHRONIC OTITIS MEDIA WITH CHOLESTEATOMA IN CHILDREN

Sambulov V. I., Egorov V. I., Mustafayev D. M., Gililov V. I. (Russian Federation)

P-181

CORRELATION BETWEEN SENSORINEURAL HEARING LOSS AND DEGREE OF RETINOPATHY IN TYPE 2 DIABETIC PATIENTS

Sanchez Balderas V. R., Valadez Castillo F. J., Gordillo Moscoso A., Diblidox Martinez J. (Mexico)

P-182

PERSISTENT SYMPTOMS IN PATIENTS WITH IDIOPATHIC SUDDEN SENSORINEURAL HEARING LOSS

Sano H., Watanabe H., Ino T., Maki A., Nakagawa T., Okamoto M. (Japan)

P-183

LONG TERM RESULTS OF TITANIUM PARTIAL OSSICULAR RECONSTRUCTION PROSTHESIS (PORP) OSSICULOPLASTY

Santos T. S., Certal V. F., Gonçalves P., Ribeiro D., Correia A., Valente M. G., Carvalho C. (Portugal)

P-184

ROUND WINDOW MEMBRANE RUPTURE IN PATIENS WITH SUDDEN SENSORINEURAL HEARING LOSS

Satinskiene I., Lesinskas E. (Lithuania)

P-185

HEARING RESULTS IN THE TREATMENT OF SUDDEN SENSORINEURAL HEARING LOSS WITH CORTICOSTEROIDS

Satinskiene I., Lesinskas E., Petrulionis M. (Lithuania)

P-186

THE USE OF ARGENTUM NANOPARTICLES CONTAINING MEDICATIONS IN THE TREATMENT OF CHRONIC INFLAMMATORY PROCESS PERSISTING AFTER MIDDLE EAR "WALL-DOWN" SURGERY

Semenov F., Fidarova K. (Russian Federation)

P-187

FEATURES OF THE COURSE AND TREATMENT OF THE OTITIS EXTERNA IN PATIENTS WITH DERMATOLOGICAL PATHOLOGY

Semenov F., Leonov G. (Russian Federation)

P-188

MACROPHAGE MIGRATION INHIBITORY FACTOR DEFICIENCY CAUSES PROLONGED HEARING LOSS FOLLOWING ACOUSTIC OVERSTIMULATION

Shimizu A., Kariya S., Okano M., Higaki T., Uruguchi K., Fujimoto S., Murai A., Nishizaki K. (Japan)

P-189

MANAGEMENT OF IDIOPATHIC SENSORI-NEURAL HEARING LOSS WITH CONTINUOUS TRANSTYMPANIC STEROID

Shirazi Ali (Islamic Republic of Iran)

P-190

OSTEOPETROSIS OF THE TEMPORAL BONE – CONSERVATIVE VS. SURGICAL TREATMENT

Scholtz L. U., Abdel-Aziz T., Lehmann M., Ebmeyer J., Sudhoff H. (Germany)

P-191

1- COCHLEAR IMPLANTATION USING A DOUBLE ARRAY DEVICE IN THE POST-MENINGITIS OSSIFIED COCHLEA

Sichel J. Y., Shaul C., Roland J. T., Perez R. (Israel)

P-192

DIRECT ROUND WINDOW STIMULATION WITH THE VIBRANT SOUND BRIDGE: 6-YEAR EXPERIENCE USING TECHNIQUE WITHOUT FASCIA

Skarzynski H. H., Porowski M., Sosna M., Olszewski L., Skarzynski P. H. (Poland)

P-193

TELEMEDICINE IN HEARING SCREENING

Skarzynski H., Skarzynski P. H., Ludwikowski M., Kochanek K., Piotrowska A., Zapert A., Danielewicz A., Tarczynski K. (Poland)



- P-194**
VESTIBULAR ASPECTS IN COCHLEAR IMPLANT PROCEDURE IN DIFFERENT CENTERS IN POLAND
Skarzynski P. H., Kelm M., Dabrowska A., Tacikowska G., Sosna M., Urban I., Skarzynski H. (Poland)
- P-195**
AUDIOMETRIC RESULTS AFTER STAPEDOTOMY WITH KURZ SKARZYNSKI PISTON TITANUM PROSTHESIS
Skarzynski P. H., Krol B., Pilka A., Skarzynski H. (Poland)
- P-196**
AUDIOMETRIC RESULTS AFTER STAPEDOTOMY WITH KURZ PISTON TITANUM PROSTHESIS
Skarzynski P. H., Krol B., Pilka A., Skarzynski H. (Poland)
- P-197**
HEARING SCREENING IN SCHOOL AGE CHILDREN IN DIFFERENT PARTS OF THE WORLD
Skarzynski P. H., Ludwikowski M., Pilka A., Barylyak R., Pierzynska I., Wolujewicz K., Skarzynski H. (Poland)
- P-198**
MULTIPOTENT MESENCHYMAL STROMAL CELLS IN TREATMENT OF POSTOPERATIVE TEMPORAL BONE DEFECT: AN ANIMAL MODEL
Skoloudik L., Chrobok V., Kalfert D., Koci Z., Sykova E., Popelar J., Syka J., Laco J., Dedkova J., Filip S. (Czech Republic)
- P-199**
DOWN SYNDROME: EVALUATION OF LONG LATENCY AUDITORY EVOKED POTENTIALS
Sleifer P., Ávila A. T., Goetze T. B., Rosa R. F., Zen P. R. (Brazil)
- P-200**
GIANT CELL TUMOR OF THE TEMPORAL BONE, A CASE REPORT
Soares M. T., Santos R., Henriques P., Hebe A., Estibeiro H., Oliveira L., Coiteiro D., Montalvão P., Magalhães M. (Portugal)
- P-201**
UNILATERAL CHRONIC OTITIS MEDIA WITH AN UNUSUAL IPSILATERAL BULGING SIGMOID SINUS
Soken H., Karapinar U., Karademir I. (Turkey)
- P-202**
THE FINANCIAL ASPECTS OF TREATING PATIENTS WITH NOISE INDUCED OCCUPATIONAL HEARING LOSS AND IT'S IMPACT ON NATIONAL ECONOMY
Sokolovs-Karijs O., Posudneviskis D., Sumeraga G., Cirule J. (Latvia)
- P-203**
GUSHER IN STAPES SURGERY
Soler-Lluch E. (Spain)
- P-204**
VESTIBULAR FUNCTION IN PARTIAL AND TOTAL DEAFNESS
Sosna M., Pietrasik K., Tacikowska G., Listwon J., Matuszewska M., Skarzynski P. H., Skarzynski H. (Poland)
- P-205**
COCHLEAR IMPLANTS VS HEARING AIDS IN THE DEVELOPMENT OF LINGUISTIC ABILITIES
Stagiopoulos P., Kyriafinis G., Tsalighopoulos M. (Greece)
- P-206**
SUDDEN SENSORINEURAL HEARING LOSS: EPIDEMIOLOGICAL ANALYSIS AND TREATMENT
Stamkopoulou P. I., Avramopoulou E. K., Kioutsouki A. G., Koustoulidou A. K., Gerostergiou E. A. (Greece)
- P-207**
PROGNOSTIC FACTORS IN TYMPANOPLASTY TYPE I SUCCESS PERFORMED BY JUNIOR SURGEON- RETROSPECTIVE STUDY
Stelea O. A., Sarafoleanu C., Patrascu E. T. (Romania)
- P-208**
APPLICATION OF BETAHISTINE IN NEURONITIS VESTIBULARIS
Stojanovic V. S., Babac S. S., Bjelogrljic G. M. (Serbia)
- P-209**
MIDDLE EAR CARCINOID-ADENOMA: REPORT ON THREE CASES AND REVIEW OF THE LITERATURE
Stott C., Karle M., Gallegos I., Fernández L. (Chile)
- P-210**
COMPARISON OF THE EFFICACY TO REDUCE PAIN DURING MYRINGOTOMY BETWEEN 10% LIDOCAINE SOAKED COTTON PACKING AND 2% LIDOCAINE LOCAL INFILTRATION
Suetrong S., Medjanчай N., Chainansamit S., Reechaipichitkul W., Kasemsiri P., Thanaviratatanij S. (Thailand)
- P-211**
RADIOFREQUENCY MYRINGOTOMY: AN EXPERIMENTAL STUDY AND A CLINICAL APPLICATION
Svistushkin V. M., Zolotova A. V., Smirnova O. D., Nikiforova G. N., Shevchik E. A., Volkova K. B., Egorov V. I. (Russian Federation)



P-212

FIRST EXPERIENCE WITH VIDEO HEAD IMPULSE TEST

Šichnárnek J., Mrázková E., Vojtkovská K., Záhurecký E., Puček L. (Czech Republic)

P-213

THE OBSERVATION OF THE STATUS OF RESIDUAL HEARING IN PATIENTS WITH POST-LINGUAL HEARING LOSS AFTER THE COCHLEAR IMPLANTATION – A PILOT STUDY

Talach T., Kostřica R., Šlapák I. (Czech Republic)

P-214

ANALYSIS OF AUTOIMMUNE THYROIDITIS INFLUENCE ON ION EXCHANGE INDICATORS OF THYROID GLAND AND INNER EAR IN EXPERIMENTAL RATS

Tarasenko M. V. (Ukraine)

P-215

SQUAMOUS CELL CARCINOMA OF THE TEMPORAL BONE – FOUR CASES IN THE LAST 7 YEARS

Tavares S., Caixa M., Rodrigues H., Proença V., Antunes L. (Portugal)

P-216

AGGRESSIVE CHOLESTEATOMA IN A CHILD – CASE REPORT

Tavares S., Castro J., Alves S., Proença V., Antunes L. (Portugal)

P-217

THE CHANGES OF THE ELECTRICAL COMFORT LEVELS IN COCHLEAR IMPLANT USERS

Tóth F., Nagy R., Bach Á., Nagy A. L., Csorba G., Perényi Á., Jóri J., Rovó L., Kiss J. G. (Hungary)

P-218

CONGENITAL MALFORMATION OF THE EXTERNAL AUDITORY CANAL

Travar D., Vranješ D., Aleksić A. (Bosnia and Herzegovina)

P-219

PROINFLAMMATORY CYTOKINE EXPRESSION IN THE SERUM OF PATIENTS WITH IDIOPATHIC SUDDEN SENSORINEURAL HEARING LOSS IN CORRELATION WITH THE THERAPEUTIC RESULT OF CORTICOSTEROID INTRAVENOUS ADMINISTRATION

Tsinaslanidou Z., Tsaligopoulos M., Angouridakis N., Vital V., Kekes G., Constantinidis J. (Greece)

P-220

EVALUATION OF AUDITORY EVOKED LATE LATENCY POTENTIALS IN STUTTERING

Unsal D., Unsal S., Kaya M., Gunduz M. (Turkey)

P-221

EAR CARTILAGE PIERCING STANDARDS AMONGST PARLOURS IN HAMPSHIRE AREA: AN AUDIT OF PRACTICE

van der Veen J., Salamat A. A., Salib R. J. (United Kingdom)

P-222

CLINICAL VALIDATION OF A FINITE ELEMENT MODEL OF THE COCHLEA USING A FAST METHOD FOR ESTIMATING PSYCHOACOUSTIC TUNING CURVES

Vardonikolaki A., Bizopoulos P., Markatos N., Milller C., Koutsouris D., Kikidis D., Bibas A. (Greece)

P-223

PSYCHOACOUSTIC TUNING CURVE MEASUREMENT USING A FAST METHOD APPROACH IN SUBJECTS WITH NORMAL HEARING AND MUSICIANS EXPOSED TO HIGH LEVELS OF MUSIC: PRELIMINARY RESULTS

Vardonikolaki A., Markatos N., Bizopoulos P., Koutsouris D., Kikidis D., Bibas A. (Greece)

P-224

BONE CONDUCTION AND ACTIVE MIDDLE EAR IMPLANTS: OUR EXPERIENCE AND NEW PERSPECTIVES

Varga L., Kabatova Z., Profant M. (Slovakia)

P-225

PREVALENCE OF MITOCHONDRIAL MUTATIONS ASSOCIATED WITH SENSORINEURAL HEARING LOSS IN SLOVAKIA

Varga L., Mašíndová I., Škopková M., Staník J., Volmutová Z., Kabátová Z., Gašperíková D., Klimeš I., Profant M. (Slovakia)

P-226

FORGOTTEN CAUSE OF EAR INFECTION: FORGOTTEN COTTON BUDS

Vasanthan S., Han S., Jackson B., Brooks M., Shakeel M. (New Zealand)

P-227

VESTIBULAR SCHWANNOMA: DIAGNOSTIC IMAGING

Váz de Castro J., Ferraria L., Tavares S., Santos L., Marques C., André C., Antunes L. (Portugal)

P-228

HYPOGLOSSAL-FACIAL NERVE ANASTOMOSIS FOLLOWING FACIAL NERVE SCHWANNOMA EXCISION

Váz de Castro J., Rodrigues H., Ferraria L., André C., Antunes L. (Portugal)

P-229

INTRACRANIAL HEMORRHAGE FOLLOWING ANTICOAGULATION FOR PULMONARY EMBOLISM AFTER NEUROTOLOGY SURGERY

Velagapudi S. B., Saleem M. (Saudi Arabia)



P-230
RECONSTRUCTIVE SURGERY AFTER RADICAL MASTOIDECTOMY

Vetricean S., Antohi A., Bocan A. (Moldova)

P-231
OPERATED EAR DISEASE

Vetricean S., Antohi A., Bocan A. (Moldova)

P-232
THE MORPHOLOGICAL AND FUNCTIONAL OUTCOMES OF SURGICAL TREATMENT OF MIDDLE EAR BY USING OPEN AND CLOSED TECHNIQUES TYMPANOPLASTY

Vranjes D., Aleksic A., Spremo S., Travar D., Gnjjatic M. (Bosnia and Herzegovina)

P-233
COCHLEAR IMPLANTATION IN POST-IRRADIATION DEAFNESS – CHALLENGES AND COMPLICATIONS

Wang F., Rangabashyam M., Tan Y. B., Low W. (Singapore)

P-234
THE COCHLEAR IMPLANT PROGRAM IN BEIRUT-LEBANON: A 14 YEARS EXPERIENCE

Wanna B. N. (Lebanon)

P-235
EVALUATING DIZZINESS IN THE OLDER PERSONS UNIT OF A CENTRAL LONDON TEACHING HOSPITAL

Warner E., Khan M., Abdul-Hamid A., Weekes C., Ernst T., Kanegaonkar R. (United Kingdom)

P-236
INVESTIGATION OF STATUS AGAINST STRESS LOAD BEFORE ONSET OF IDIOPATHIC SUDDEN SENSORINEURAL HEARING LOSS

Watanabe H., Sano H., Maki A., Ino T., Ono Y., Nakagawa T., Okamoto M. (Japan)

P-237
OTIC HERPES ZOSTER: OUR EXPERIENCE ABOUT 26 PATIENTS

Yahi N., Ait Mesbah N., Ouhab S., Berbara D. (Algeria)

P-238
THE EFFICACY OF INTRATYMPANIC STEROID INJECTION FOR SUDDEN DEAFNESS ACCORDING TO THE LEVEL OF INITIAL HEARING LOSS

Yang H., Nam G. (Republic of Korea)

P-239
AUTOPHAGY IS CLOSELY RELATED WITH THE AMINOGLYCOSIDE-MEDIATED HAIR CELL DEATH

Yeon Ju Kim, Chunjie Tian, Beomyong Shin, Jong Joo Lee, Oak-Sung Choo, Yun-Hoon Choung (Republic of Korea)

P-240
OTOLOGIC SYMPTOMATOLOGY IN ACOUSTIC NEURINOMA

Zivic L., Stojanovic J., Jovanovic D. (Serbia)

Topic: Rhinology / Allergy

P-241 European Rhinologic Society – Junior Members
ENDOSCOPIC TRANSPHENOIDAL PITUITARY SURGERY BY BINOSTRIL APPROACH: OLFATORY OUTCOMES IN 27 CASES

Abreu C. B., Pascoto G. R., Fuchs S. C., Balsalobre L., Weber R., Stamm A. C. (Brazil)

P-242 European Rhinologic Society – Junior Members
PRESENCE OF COMORBIDITIES IN PATIENTS WITH ALLERGIC RHINITIS

Aleksic A., Vranjes D., Gnjjatic M., Travar D., Spremo S. (Bosnia and Herzegovina)

P-243 European Rhinologic Society – Junior Members
DOES THE ENDOSCOPIC MODIFIED LOTHROP PROCEDURE REDUCES SYSTEMIC STEROID REQUIREMENTS IN CHRONIC RHINOSINUSITIS WITH NASAL POLYPOSIS

Aloulah M. O. (Saudi Arabia)

P-244 European Rhinologic Society – Junior Members
DESIGN AND ASSESSMENT OF AN ANATOMICAL DIAGRAM SUITED TO THE RESECTION OF SINONASAL MALIGNANT TUMORS

Bastier P.L., Champel S., Virnot C., Larget I., de Gabory L. (France)

P-245 European Rhinologic Society – Junior Members
THE IMPORTANCE OF EPISTAXIS FROM THE PERSPECTIVE OF OTORHINOLARYNGOLOGIST AND CARDIOLOGIST

Knížek Z., Vodička J. (Czech Republic)

P-246 European Rhinologic Society – Junior Members
ENDONASAL ENDOSCOPIC MANAGEMENT OF A GIANT PETROUS APEX CHOLESTEROL GRANULOMA

Mulazimoglu S., Beton S., Islamoglu Y., Mecco B. C., Basak H., Mecco C. (Turkey)



P-247 European Rhinologic Society – Junior Members

SINONASAL COMPLICATIONS OF DENTAL TREATMENT: VALIDATION OF A CLASSIFICATION AND TREATMENT PROTOCOL

Saibene A. M., Pipolo C., Lozza P., Maccari A., Scotti A., Portaleone S. M., Chiapasco M., Felisati G. (Italy)

P-248 European Rhinologic Society – Junior Members

PRIMARY CILIARY DISKINESIA WITH STRUCTURALLY NORMAL CILIA: AN UNUSUAL DIAGNOSIS

Santos T. S., Gonçalves P., Sousa M., Oliveira E., Correia A., Valente M. G., Carvalho C. (Portugal)

P-249 European Rhinologic Society – Junior Members

ESTIMATION OF EFFICIENCY OF ELIMINATION METHODS OF NASAL OBSTRUCTION IN TURBINATE HYPERTROPHY

Talishinskiy Aydin, Talishinskiy Azizagha (Azerbaijan)

P-250

ONODI CELL AND VISION LOSS

Abdelwahab M. A., Rakha A. M., Abdelfattah A. M., Mohamed E. K. (Egypt)

P-251

SINONASAL ENCEPHALOCELES: AN INSTITUTIONAL REVIEW OF 31 CASES

Abreu C. B., Zucker I., Monteiro E., Vescan A., Witterick I. J. (Canada)

P-252

ACUTE RHINOSINUSITIS OF ALLERGIC AND BACTERIAL ETIOLOGY

Aleksandrova M., Davcheva Chakar M., Ristovska S., Ismailova S., Shotarovska A. (Macedonia)

P-253

DAY-CASE SEPTOPLASTY: A DEFAULT PATHWAY OR IS CASE SELECTION THE KEY?

Al-Hussaini A., Walijee H., Khan A., Cuddihy P. (United Kingdom)

P-254

THE UPTAKE OF DAY-CASE SEPTOPLASTY IN ENGLAND AND WALES FROM 2000-2012; IS THERE A RELATIONSHIP BETWEEN DAY-CASE RATES AND WAITING LIST TIMES?

Al-Hussaini A., Walijee H., Owens D. (United Kingdom)

P-255

ISOLATED SPHENOID LESIONS

Almomen A. A. (Saudi Arabia)

P-256

ENDOSCOPIC ENDONASAL RESECTION OF RESPIRATORY EPITHELIAL ADENOMATOID HAMARTOMAS OF THE SINONASAL TRACT

AlQahtani A. A., Bignami M. M., Volpi L. L., Castelnovo P. P. (Saudi Arabia)

P-257

CATASTROPHIC BLEEDING IN ENDOSCOPIC ENDONASAL SURGERY: PREVENTION AND MANAGEMENT PROTOCOL

AlQahtani A. A., Castelnovo P. P., Carrau R. R. (Saudi Arabia)

P-258

ENDOSCOPIC ANATOMY OF THE MIDDLE ETHMOIDAL ARTERY

AlQahtani A. A., Wang L. L., Carrau R. R. (Saudi Arabia)

P-259

FACTORS AFFECTING ASTHMA CONTROL IN THE OUTPATIENT CLINIC SETTING

Al-Zahrani J. M., Al-Jahdali H. H. (Saudi Arabia)

P-260

THE SURGICAL OUTCOME OF ENDOSCOPIC DACRYOCYSTORHINOSTOMY ACCORDING TO THE OBSTRUCTION LEVEL

Arakawa K., Sugawara M., Nomura K., Okumura Y., Katori Y. (Japan)

P-261

SILENT SINUS SYNDROME (CHRONIC MAXILLARY ATELECTASIS): 3 CASES REPORT

Aristimuño L.A., González X., Lares H., Cisa E., Cruellas F., Rovira A., Bartel R., Fulla M., Maños M. (Spain)

P-262

THE USE OF DIFFERENT NASAL PACKS AND INTRANASAL SEPTAL SPLINTS IN PATIENTS UNDERGOING SEPTOPLASTY

Atanasova N., Stojceska V., Filipovski R., Stoimenov D. (Macedonia)

P-263

CORRELATION BETWEEN SEPTAL DEFORMITIES AND NASAL TRAUMA

Atanasova N., Stojceska V., Mihajlovska-Shulevska I. (Macedonia)

P-264

CHLORINATED SWIMMING POOL WATER IMPACT ON SWIMMERS' SENSE OF SMELL

Atte S., Sumeraga G., (Latvia)

P-265

BALLOON SINUPLASTY AND SILENT SINUS SYNDROME

Averbukh V., Daikhes N., Dzhafarova M., Kirichenko I., Polev G. (Russian Federation)

**P-266****ENDOSCOPIC MANAGEMENT OF RECURRENT ANGIOFIBROMA**

Badwy A. Y. (Egypt)

P-267**MULTICENTER ASSESSMENT OF OLFACTIVE NEUROBLASTOMAS ENDOSCOPIC RESECTION**

Bastier P. L., Mortuaire G., Michel J., Herman P., Vérillaud B., Choussy O., Righini C., Reyt E., Serrano E., Vergez S., de Gabory L. (France)

P-268**ASPIRIN TRIAD DISEASE: PRESENTATION AND TREATMENT IN 35 PATIENTS**

Ben Gamra O., Romdhane N., Dimassi H., Nacef I., Abid W., Belhadj Younes F., Hariga I., Mbarek C. (Tunisia)

P-269**AGGRESSIVE FIBROMATOSIS IN MAXILLARY SINUS**

Benet Muñoz S., Tacoronte Pérez L., Núñez Carrasco V., Luis Hernández J., Rodríguez Sánchez R., Fernández Belda R., Artazkoz del Toro Juan J. J., Garabal García-Talavera José J. A., Serdio Arias José J. L. (Spain)

P-270**INDUCTION CHEMOTHERAPY WITH DOCETAXEL IN METASTATIC CANCER OF PARANASAL SINUS: ABOUT 2 CASES**

Bensalem A., Belhadj Mostefa O. N., Khelifi Touhami S., Djeghim S., Bouzid K. (Algeria)

P-271**A RARE CASE OF EXTRAPULMONARY TUBERCULOSIS INVOLVING THE NOSE, PARANASAL SINUSES AND LARYNX: CLINICAL, HISTOLOGICAL AND IMMUNOHISTOCHEMICAL ASPECTS**

Budu V., Bulescu I., Schnaider A., Toma C. (Romania)

P-272**GIANT NASAL MASS CAUSING FEEDING DIFFICULTY IN TUBEROUS SCLEROSIS (CASE REPORT)**

Burián A., Bakó P., Piski Z., Révész P., Gerlinger I., Lujber L. (Hungary)

P-273**SPHENOID SINUS FUNGUS BALL: REPORT OF TWO CASES**

Campelo P., Oliveira V. M., Caroça C., Silva D., Paço J. (Portugal)

P-274**PROFOUND EPIXASTIS DUE TO A RUPTURED CAVERNOUS CAROTID DISSECTING PSEUDOANEURYSM**

Carlos R., Gutierrez, J., Rodriguez, L., Wong J., Padilla J., Jurado A. (Spain)

P-275**PRIMARY NASOPHARYNGEAL TUBERCULOSIS: CASE REPORT AND LITERATURE REVIEW**

Carvalho T., Marques T., Santos A. R., Pereira P., Pereira A. M. (Portugal)

P-276**FRONTO-ETHMOIDAL OSTEOMAS: CLINICAL AND SURGICAL ASPECTS**

Castro Sousa A. F., Henriques V. B., Veloso R. T., Estevão R. H., Rodrigues J. M., Gomes A. M., Fonseca R. J., Fernandes F. M. (Portugal)

P-277**THE PORTUGUESE VERSION OF RHINOQOL QUESTIONNAIRE: AN EASY CLINICAL OUTCOME ASSESSMENT TEST FOR ENDOSCOPIC SINUS SURGERY IN CHRONIC RHINOSINUSITIS**

Cerejeira R., Veloso-Teles R., Lousan N., Moura C. P. (Portugal)

P-278**NASAL GRANULOMA GRAVIDARUM**

Costa L., Vales F., Santos M. (Portugal)

P-279**A RARE CAUSE OF TRANSIENT UNILATERAL VISUAL LOSS- SPONTANEOUS REFLEX OF AIR IN THE NASOLACRIMAL DUCT**

Cunnane M., Moore A. (United Kingdom)

P-280**SINONASAL ADENOCARCINOMA WITH INTRACRANIAL PROPAGATION – ENDOSCOPIC CRANIOFACIAL RESECTION AND RECONSTRUCTION WITH PERICRANIAL FLAP (A CASE REPORT)**

Čábalová L., Matoušek P., Lipina R., Komínek P. (Czech Republic)

P-281**POTT'S PUFFY TUMOR**

Da Costa Belisario J. M., Pinacho Martínez P., Friedlander E., García López I., Martín Oviedo C., Poletti Serafini D. (Spain)

P-282**THE CORRECTION OF THE VIOLATION OF TASTE AND OLFATORY SYSTEM AT CHRONIC SINUSITIS**

Demina E. N., Kastyro I. V. (Russian Federation)

P-283**RHINOITH COMPLICATED WITH ASPERGILLUS: A CESE REPORT**

Djordjevic I., Vujovic A., Djukic Bozovic M. (Serbia)



P-284

INNATE IMMUNE RESPONSES STIMULATION BY FUCOIDANS FORMULATED IN HYPERTONIC SEAWATER

Dutot M., Fagon R., Hemon M. (France)

P-285

INTRATURBINAL VERSUS EXTRATURBINAL MICRODEBRIDER-ASSISTED INFERIOR TURBINOPLASTY; PRELIMINARY RESULTS

El Damaty A., Badran H., Amin S., Hussien A. (Oman)

P-286

THE EFFECT OF PREOPERATIVE SINUS FINDINGS FOR THE TREATMENT OF ANTROCHOANAL POLYPS

Erdur O., Yazici Z. M., Yilmazer R., Erdim I., Kayhan F. T. (Turkey)

P-287

CHEMOSENSORIC PERCEPTION IN PATIENTS AFTER TOTAL LARYNGECTOMY

Faitlová H., Svatoňová K., Vodička J., Kuba M. (Czech Republic)

P-288

INCIDENCE AND CLINICAL PRESENTATION OF FUNGAL RHINOSINUSITIS

Fejza Bulaj J., Sinani R., Kuci A., Myftari A., Kastrati K. (Albania)

P-289

OROANTRAL FISTULA AND IT'S REPAIR BY BICHAT'S BAG FLAP: REVIEW OF THE LITERATURE

Fernández L., Minzer S., Bravo G. (Chile)

P-290

UNILATERAL CONGENITAL CHOANAL ATRESIA IN A 48 YEAR-OLD PATIENT

Ferraria L. M., Castro J. V., Alves S. F., Rosa M. H., Antunes L. (Portugal)

P-291

PULMONARY FUNCTION IN NEVER-SMOKER PATIENTS WITH CHRONIC RHINOSINUSITIS

Fujimoto S., Kariya S., Okano M., Higaki T., Noyama Y., Haruna T., Nishizaki K. (Japan)

P-292

LASER INTERSTITIAL THERMAL THERAPY ON POLYPOUS RHINOSINUSITIS

Gagauz A., Tanurcova M. (Moldova)

P-293

EFFECTIVENESS OF INFERIOR RADIOFREQUENCY TURBINOPLASTY IN THE TREATMENT OF CHRONIC HIPERTROPHIC RHINITIS

Galera-Ruiz H., Silva-Grosso M., Rios-Moreno M. J., O'Connor-Reina C. (Spain)

P-294

THE NOSE AND SINUS MANOMETRY: A BIO-PHYSICAL MODEL APPLIED TO FUNCTIONAL ENDOSCOPIC SINUS SURGERY

Gamerra M., Cantone E., Marino A., De Luca R., Sorrentino G., Cassano M., Iengo M. (Italy)

P-295

THE CLINICAL EFFECT OF PHYTOTHERAPY MEDICINE IN THE TREATMENT OF POST-VIRAL RHINOSINUSITIS

Garashchenko T. I., Grigoryan S. S., Isalov Z. G. (Russia)

P-296

RARE COMPLICATIONS OF RHINOPLASTY

Gokdogan O., Baran H., Catli T., Ileri F. (Turkey)

P-297

PREVALENCE OF ALLERGIC RHINITIS IN CHILDREN'S POPULATION – ADJARA REGION

Gotsadze K., Adamia N., Chkhaidze I., Barabadze K., Ghughunishvili M., Rodonaia S. (Georgia)

P-298

VASOMOTOR RHINITIS AND ALLERGIC CONJUNCTIVITIS

Gotsadze K., Adamia N., Chkhaidze I., Barabadze K., Ghughunishvili M., Rodonaia S. (Georgia)

P-299

SPECIFIC DESENSITIZATION IN POLINOSIS

Grigore R., Pedestru I., Nitu L., Popescu B., Popescu C. R., Mirea D., Ionescu D., Nicolaescu A., Bertesteanu S. V. (Romania)

P-300

PARANASAL SINUSES LYMPHOMAS

Grigore R., Popescu B., Popescu C. R., Mirea D., Ionescu D., Nicolaescu A., Bertesteanu S. V. (Romania)

P-301

EXPRESSION OF SOMATOSTATIN RECEPTORS IN JUVENILE NASOPHARYNGEAL ANGIOFIBROMA

Gronkiewicz Z., Kukwa W., Kunikowska J., Krzeski A. (Poland)

P-302

THE EVALUATION OF OLEFACTORY FUNCTION IN ADULTS WITH GASTRO-OESOPHAGEAL REFLUX DISEASE

Günbey E., Gören İ., Ünal R., Yılmaz M. (Turkey)



- P-303**
A CASE OF GLOMANGIOPERICYTOMA OF THE NASAL SEPTUM
Hanege F. M., Livaoglu A. (Turkey)
- P-304**
THE ROLE OF MICRORNAS IN THE MALIGNANT TRANSFORMATION OF SINONASAL INVERTED PAPILLOMA
Hatakeyama H., Nakamaru Y., Takagi D., Homma A., Kano S., Mizumachi T., Sakashita T., Fukuda S., Morita S. (Japan)
- P-305**
EFFECT OF NASAL IRRIGATION WITH ELECTROLYZED ACID WATER ON CHRONIC RHINOSINUSITIS IN CHILDREN
Heesang J. (Republic of Korea)
- P-306**
OBSERVATIONAL STUDY WITH A NASAL SPRAY CONTAINING TRAMAZOLINE AND ESSENTIAL OILS FOR THE SYMPTOMATIC TREATMENT OF PATIENTS WITH ACUTE RHINITIS
Holm J. C., Katona G., Nirnberger G. (Austria)
- P-307**
A CHILD WITH MYCETOMA OF LEFT RHINOSINUSAL TRACT
Hoxhallari X. H., Qirjazi B., Bizhga G.J., Bardhyli D. (Albania)
- P-308**
THE SENSITIVITY OF NASAL EXAMINATION USING OTOSCOPY AND POSTERIOR RHINOSCOPY COMPARED WITH NASAL ENDOSCOPY IN PATIENTS WITH NASAL SYMPTOMS
Chainansamit S., Chit-uea-ophat C., Reechaipichitkul W. (Thailand)
- P-309**
CLINICAL FEATURES OF HORMONAL RHINITIS
Chernykh N., Nosulya E., Kim I. (Russian Federation)
- P-310**
COMPENSATORY HYPERTROPHY OF THE CONTRALATERAL INFERIOR TURBINATE IN PATIENTS WITH UNILATERAL NASAL SEPTAL DEVIATION. A COMPUTED TOMOGRAPHY STUDY
Chiesa Estomba C. M., Ossa Echeverri C. C., Rivera Schmitz T., Betances Reinoso F. A., Osorio Velasquez A., Hamdan Zavarce M. E., Gonzalez Guijarro I., Santidrian Hidalgo C. (Spain)
- P-311**
NASAL OR NASOPHARYNGEAL TUBERCULOSIS SHOULD BE CONSIDERED IN THE INITIAL DIAGNOSIS OF SINO-NASAL INFLAMMATORY DISEASES
Chung H. J., Min H. J., Nahm J.H., Kim S. H., Choi E.C., Yoon J.H., Kim C.H. (Republic of Korea)
- P-312**
TREATMENT OF CHRONIC ODONTOGENIC SINUSITIS USING COMBINED ENDOSCOPIC APPROACH IN A FEW CASES
Iarenenko A. I., Korolev V. O. (Russian Federation)
- P-313**
FIRST EXPERIENCE OF APPLICATION PHODINAMIC THERAPY AND ENDOSCOPIC TECHNIQUES IN PATIENTS WITH CHRONIC ODONTOGENIC SINUSITIS
Iarenenko I., Petrov N. L., Lysenko A. V. (Russian Federation)
- P-314**
THE GROWING NOSE AND AGING NOSE. NORMAL VALUES OF 4-PHASE-RHINOMANOMETRY IN DIFFERENT AGES AND ITS CORRELATION WITH AGE AND ANTHROPOMETRIC PARAMETERS
Ievina M., Peksis K., Unger J., Indriksone S., Emsina A., Lizuma A., Vogt K. (Latvia)
- P-315**
CLINICAL ANALYSIS OF EOSINOPHILIC CHRONIC RHINOSINUSITIS
In Yong Ryu, Su Jin Kim, Seung Youp Shin, Kun Hee Lee, Joong Saeng Cho, Sung Wan Kim (Republic of Korea)
- P-316**
RADIOFREQUENCY (RF) DACRYOCYSTORHINOSTOMY (DCR) IN TREATMENT PATIENTS WITH CHRONIC DISTAL OBSTRUCTION OF THE NASOLACRIMAL PATHWAYS
Isaev E. V., Svistushkin V. M., Egorov V. I., Isaev V. M., Gililov V. I. (Russian Federation)
- P-317**
SOFT NASAL BOLSTER OR TAPE DRESSING AFTER SINONASAL SURGERY: THE PATIENT KNOWS BEST
Jackson B., Merkle T., Shakeel M., Vasanthan S., Nair S., Grayson D., Ahmad Z. (New Zealand)
- P-318**
PIRFENIDONE INHIBITS TGF-B1-INDUCED EXTRACELLULAR MATRIX PRODUCTION IN NASAL POLYP-DERIVED FIBROBLASTS
Jae-Min Shin, Il-Ho Park, Heung-Man Lee (Republic of Korea)
- P-319**
DEVELOPMENT OF KOREAN VERSION OF ALLERGIC SKIN PRICK TEST PANEL BASED ON THE RETROSPECTIVE STUDY OF THE CHANGING TREND OF CAUSATIVE ALLERGENS OF ALLERGIC DISEASES IN KOREA
Jin Hee Cho, Young Ha Kim, Heung Gu Lee, Chan Soon Park (Republic of Korea)



- P-320**
THE IMPACT OF OLFATORY DYSFUNCTION ON DEPRESSIVE SYMPTOMS AND SUICIDAL IDEATION; THE KOREA NATIONAL HEALTH AND NUTRITION EXAMINATION SURVEY
Jun-Myung Kang, Young-Hoon Joo (Republic of Korea)
- P-321**
RELATIONSHIP BETWEEN SINUS COMPUTED TOMOGRAPHY FINDINGS IN THE MAXILLARY SINUS AND MAXILLARY TEETH
Kalaycik Ertugay C., Kulekci S., Naiboglu B., Meric K., Doganer E., Sheidaei S. (Turkey)
- P-322**
INVOLVEMENT OF THE NOSE AND PARANASAL SINUSES IN PATIENTS WITH CHRONIC OBSTRUCTIVE PULMONARY DISEASE
Kalfeřt D., Čelakovský P., Smatanová K., Prachařová Š., Koblížek V. (Czech Republic)
- P-323**
RINOPHYMA – SURGICAL THERAPY
Kalhous J., Sláma K. (Czech Republic)
- P-324**
ENDOSCOPIC DACRYOCYSTORHINOSTOMY, SMALL AND LARGE FENESTRA: A COMPARATIVE STUDY
Kamel A. A., Mohamed H. S., Essam A. A. (Egypt)
- P-325**
SMELL ASSESSMENT IN A HIV POSITIVE POPULATION: AN OBSERVATIONAL STUDY
Kamel U. F., Andrady U. (United Kingdom)
- P-326**
OLFACTORY DYSFUNCTION IN IGG4-RELATED DISEASE MODEL MICE
Kaneda M., Yagi-Nakanishi S., Ozaki F., Kondo S., Yamada K., Kawano M., Yoshizaki T. (Japan)
- P-327**
ACOUSTIC RHINOMETRY STUDY. AN OBJECTIVE EXAMINATION TO EVALUATE THE NASAL AIRWAY, BUT ALSO PREDICTING A SLEEP – DISORDERED BREATHING IN CHILDREN?
Karabouta I., Katona G. (Hungary)
- P-328**
DIAGNOSTIC TRIAL IN FIBROUS DYSPLASIA OF PARANASAL SINUSES
Karpishchenko S. A., Vereshchagina O. E., Osipenko E. V., Baranskaya S. V. (Russian Federation)
- P-329**
OUR EXPERIENCE IN THE ENDOSCOPIC ENDONASAL REMOVAL OF THE GIANT PARANASAL SINUSES OSTEOMAS
Karpishchenko S. A., Sopko O. N., Osipenko E. V. (Russian Federation)
- P-330**
NEW INSTRUMENT TARGETING SYSTEM (ITS) FOR SINUS SURGERY UTILIZING AUGMENTED REALITY NAVIGATION AND BUILDING BLOCKS PLANNING
Kaschke O., Ullrich S., Kosmecki B. (Germany)
- P-331**
THE COMPARISON OF DIFFERENT METHODS OF NASAL PARKING IN COMBINATION WITH SPHENOPALATINE GANGLION BLOCKADE
Kastyro I. V., Borodulin V. G., Popadyuk V. I., Kluchnikova O. S., Demina E. N. (Russian Federation)
- P-332**
VASCULAR LEIOMYOMA OF THE NASAL CAVITY
Kaya K. S., Türk B., Dizdar S. K., Eker Ç., Çoşkun B. U. (Turkey)
- P-333**
EFFECTS OF SUCCESSFUL SEPTOPLASTY OPERATIONS ON LEFT VENTRICULAR FUNCTIONS
Kaya M., Demircelik M. B., Yuksel A., Kurtaran H., Ugur K. S., Gunduz M. (Turkey)
- P-334**
THE EFFECT OF ADIPOSE DERIVED STEM CELL TRANSPLANTATION IN ANOSMIC RATS
Khademi B., Zandifar Z., Razmkhah M., Ghaderi A. (Islamic Republic of Iran)
- P-335**
UNDIFFERENTIATED CARCINOMA OF THE NASAL FOSSA
Khamassi K., Hedhili F., Dimassi H., Masmoudi F., Bougacha L., Lahiani R., Ben Salah M. (Tunisia)
- P-336**
AMELOBLASTIC CARCINOMA OF THE MAXILLARY BONE
Khamassi K., Hedhili F., Dimassi H., Masmoudi F., Bougacha L., Lahiani R., Ben Salah M. (Tunisia)
- P-337**
THE CONTACT ENDOSCOPY AND THE UV LASER-INDUCED SPECTROFLUORIMETRY – METHODS FOR DIAGNOSIS OF ALLERGIC RHINITIS
Khorolskaia M. A., Salmin V. V., Vakhruchev S. G., Salmina A. B., Skomoroha D. P. (Russian Federation)



- P-338**
OPEN, PROSPECTIVE, MULTICENTRIC STUDY ON POSTOPERATIVE INTRANASAL PHOTOTHERAPY IN NASAL POLYPOSIS
Kiricsi Á., Bella Z., Szabó Z., Kemény L., Jóri J., Kadozca E., Rovó L. (Hungary)
- P-339**
ODONTOGENIC CYST IN THE MAXILLA AS THE CAUSE OF CHRONIC RHINOSINUSITIS
Kocum P., Štěpánek J., Jiráček P., Podstata J., Hudler T. (Czech Republic)
- P-340**
ENDOSCOPIC APPROACH TO INTRANASAL ENCEPHALOCELE AND NASAL GLIOMAS IN PEDIATRIC POPULATION – OUR EXPERIENCE
Krajinovic M., Urbancic J., Matos A. (Slovenia)
- P-341**
RHINITIS ALLERGICA AND POLIPOSIS NASI: A STRONG CONJUNCTION BETWEEN ALLERGOLOGY AND ENT
Kuci A., Elezi Xhafaj K., Fejzaj J. (Albania)
- P-342**
EVALUATION OF NASAL MUCOCILIARY ACTIVITY IN PATIENTS WITH CHRONIC RENAL FAILURE
Kucur C., Ozbay I., Gulcan E., Aksoy S., Kulekci S., Oghan F. (Turkey)
- P-343**
THE RELATIONSHIP AMONG CONCHA BULLOSA, SEPTAL DEVIATION AND SINUS PATHOLOGIES
Kulekci S., Kalaycik Ertugay C., Naiboglu B., Meric K., Doganer E., Sheidaci S. (Turkey)
- P-344**
ANGIOMATOID CHANGES IN NASAL POLYPS IN A 17-YEARS-OLD BOY – A CASE STUDY
Kunzo S., Majáková L., Jovankovičová A., Staník R., Šebová I. (Slovakia)
- P-345**
CLINICAL CHARACTERISTICS OF ORGANIZING HEMATOMA IN THE SINONASAL AREA
Kwon S. H. (Republic of Korea)
- P-346**
CACOSMIA AS A DEBUT OF NEUROSYPHILIS
L. Samarà Piñol, E. Rioja Peñaranda (Spain)
- P-347**
NOSEBLEED RECURRENCE PROGNOSTIC FACTORS
Laffont J. T., Melo A. S., Caiado R. J., Casalta-Lopes J. E., Ribeiro J. C., Bastos J., Paiva A. D. (Portugal)
- P-348**
CITOMEGALOVIRUS: AN UNCOMMON CAUSE OF SINUSITIS. CASE REPORT AND LITERATURE REVIEW
Lares H., Hamdan M., Bartel R., Aristimuño A., Rovira A., Fulla M., González X., Cisa E., Cruellas F. (Spain)
- P-349**
INDUCTION OF TARC IN NASAL EPITHELIAL CELLS AND FIBROBLASTS BY IL-4/IL-13 AND TNF-ALPHA AND ITS RELATION TO CCR4+ IL-4+ T CELLS IN PATIENTS WITH ALLERGIC RHINITIS
Lee K., Ryu E., Yang C. (Republic of Korea)
- P-350**
REMOVAL OF MENINGOCELE USING MICRODEBRIDER & SKULL BASE RECONSTRUCTION BY MUCOPERIOSTEAL FREE FLAP VIA ENDOSCOPIC TRANSNASAL APPROACH
Lee S. H., Kim T. M., Yoon H. C., Choi J. H., Kim T. H., Park I. H., Lee H. M., Lee S. H. (Republic of Korea)
- P-351**
THE CASE OF ACUTE INVASIVE FUNGAL RHINOSINUSITIS
Lifsics A., Broka K., Krumina B., Nazarovs J. (Latvia)
- P-352**
FRONTAL INTERSINUS SEPTUM TAKEDOWN VIA RIGHT UPPER EYELID INCISION – AN ALTERNATIVE APPROACH TO DIFFICULT FRONTAL SINUS
Lim K. H., Siow J. K. (Singapore)
- P-353**
SIGNIFICANCE OF TOTAL IMMUNOGLOBULIN E, BLOOD EOSINOPHIL COUNT AND SERUM EOSINOPHIL CATIONIC PROTEIN IN CHILDREN WITH ALLERGIC AND NON-ALLERGIC AIRWAY INFLAMMATORY DISEASES: WHEN IS IT USEFUL?
Lim S. J., Kwak J. W., Lee S. Y., Kim K. S. (Republic of Korea)
- P-354**
EXTRANODAL NON-HODGKIN LYMPHOMA OF THE SINONASAL CAVITIES: A 22-CASE REPORT
Lombard M., de Keating Hart A., Boyer J., Espitalier F., Malard O. (France)
- P-355**
A RARE CASE OF A SOLITARY NASAL CAVITY METASTASIS FROM A SMALL CELL LUNG CANCER
Mahalingam S., Haymes A., Srinivasan R., Choudhury N. (United Kingdom)



P-356

DETECTION OF AN IDENTICAL ALK1 MUTATION IN FOUR HUNGARIAN FAMILIES SUFFERING FROM HEREDITARY HEMORRHAGIC TELANGIECTASIA. ARE THEY RELATIVES?

Major T., Rác T., Bora L., Jóni N., Alef T., Thiele B., Bárdossy P., Bereczky Z. (Hungary)

P-357

OUR EXPERIENCE IN CORRECTION OF NASAL VALVE DYSFUNCTION

MakarynKibak A. S., Kaliadzich Z. V. (Belarus)

P-358

SINONASAL HEMANGIOPERICYTOMA – OUR CLINICAL EXPERIENCE

Manea C., Plesa V., Postelnicu V., Sarafoleanu C. (Romania)

P-359

THE MICROBIOLOGY OF SINUSITIS IN MAKKAH DURING HAJJ PREVALENCE OF BACTERIAL INFECTION AND PATTERNS OF ANTIMICROBIAL SUSCEPTIBILITY

Marglani O. A., Alherabi A. Z., Herzallah I. (Saudi Arabia)

P-360

RARE CAUSE OF EPISTAXIS: PSEUDOANEVRYSM OF THE INTRACAVERNOUS INTERNAL CAROTID

Marrakchi J., Chahed H., Chiboub D., Kharrat G., Ben Amor M., Zainine R., Beltaief N., Besbes G. (Tunisia)

P-361

ACUTE ISOLATED SPHENOID SINUSITIS

Marrakchi J., Chahed H., Nefzaoui S., Kharrat G., Ben Amor M., Zainine R., Beltaief N., Besbes G. (Tunisia)

P-362

ENDOSCOPIC TRANSNASAL DACRYOCYSTORHINOSTOMY

Martone C., Farneti P., Macrì G., Gramellini G., Tarchini P., Profazio V., Guidelli S., Pasquini E. (Italy)

P-363

IMMUNOLOGICAL CHARACTERISTICS OF POSTOPERATIVE RHINITIS AND EFFECT OF THE LOCAL ANTI-CYTOKINE THERAPY FOR A POSTOPERATIVE PROGRESS

Mashinetc O., Abdulkarimov Z. (Russian Federation)

P-364

SINONASAL TUMOURS AND TREATMENT OUTCOME – A CASE SERIES

Mat Lazim N., Abdullah B. (Malaysia)

P-365

TRANSNASAL ENDOSCOPIC APPROACH TO ORBITAL LESION

Matousek P., Lipina R., Kománek P., Němčanský J., Čábalová L., Zeleník K. (Czech Republic)

P-366

MULTILAYER RECONSTRUCTION WITH PEDICLED NASOSEPTAL FLAP AFTER ENDONASAL ENDOSCOPIC REMOVAL OF AN OLFACTORY GROOVE MENENGIOMA

Meco C., Kahilogullari G., Beton S., Mulazimoglu S., Meco B. C., Basak H., Unlu A. (Turkey)

P-367

DIFFICULTIES IN THE DIAGNOSIS OF AN OBJECTIVE OLFACTORY LOSS IN FORENSIC PATIENTS

Melinte V., Sarafoleanu C. (Romania)

P-368

PRIMARY MAXILLARY SINUS AMELOBLASTOMAS: PITFALLS OF DIAGNOSIS AND MANAGEMENT WITH COMBINED RESECTION

Menezes Peres M., De Kermadec H., Brugel L., Coste A. (Portugal)

P-369

SEVERE COMPLICATIONS AFTER ENDOSCOPIC SINUS SURGERY – SURGEON'S FAULT OR BAD LUCK? A LOOK BACK ON THE CASE

Mickielewicz A., Gwizdalska I., Lazecka K., Osmolski R., Witkowska E., Fus M., Skarzynski P. H., Skarzynski H. (Poland)

P-370

ENDOSCOPIC APPROACH IN THE MANAGEMENT OF FOREIGN BODIES IN THE NOSE AND PARANASAL SINUSES

Milev S. M., Zlatanov H. K., Tsvetkov V. T. (Bulgaria)

P-371

RHINOCEREBRAL MUCORMYCOSIS: CASE REPORT AND LITERATURE REVIEW

Miranda J. D., Pereira S., Breda M., Pinto D., Vilarinho S., Dias L. (Portugal)

P-372

FULL SURROUND ISOTONIC SOLUTION NASAL DOUCHE IN PERENNIAL ALLERGIC RHINITIS COMPLEX TREATMENT

Mirzabekyan E. V., Tarasova G. D. (Russian Federation)

P-373

VARIATIONS IN EXPRESSION OF MATRIX METALLOPROTEINASE-9 IN NASAL MUCOSA OF PATIENTS WITH NASAL POLYPOSIS

Mitroi M. R., Capitanescu A. N. (Romania)



P-374
ESTIMATION OF THE MICROCIRCULATION OF NASAL MUCOSA IN PATIENTS WITH ALLERGIC HYPERTROPHIC RHINITIS AFTER HIGH FREQUENCY RADIO WAVE DESINTEGRATION

Morsikyan I., Khandanyan G., Shukuryan L., Asatryan O., Santrosyan N., Shukuryan A. (Armenia)

P-375
NITRIC OXIDE AS A BIOMARKER FOR ASA DESENSITIZATION IN RECURRENT SINONASAL POLYPOSIS

Muehlmeier G., Maier H. (Germany)

P-376
DEFECTIVE PRE-TARGET AXON SORTING DURING OLFACTORY MAP REGENERATION AFTER OLFACTORY NERVE TRANSECTIONS

Murai A., Nishizaki K., Imai T. (Japan)

P-377
RHINOPHYMA – OUR EXPERIENCE OF THE TREATMENT

Mustafaev D. M., Volkova K. B. (Russian Federation)

P-378
PEDIATRIC SILENT SINUS SYNDROME: A CASE REPORT

Narciso G., Schwarmann R. J., Cañar G. A., Villafruela M. A. (Spain)

P-379
NASOLACRIMAL OBSTRUCTION MANAGEMENT: EXPERIENCE OF THE DEPARTMENT OF OTOLARYNGOLOGY IN HOSPITAL CLÍNICO UNIVERSIDAD DE CHILE

Nazar R., Cabrera N., Leiva M., Karle M., Gutiérrez G., Gianini R., Naser A. (Chile)

P-380
NASAL OBSTRUCTION, SLEEP QUALITY AND MIGRAINE: HOW SIGNIFICANT IS THE ASSOCIATION?

Nour Y. (Egypt)

P-381
CYTOTOXIC EFFECTS OF INTRANASAL MIDAZOLAM ON NASAL MUCOSAL TISSUE IN RATS

Ozbay I., Kucur C., Deger A., Ital K. I., Cayci K., Oghan F. (Turkey)

P-382
IMMUNOTHERAPY AND QUALITY OF LIFE OF ALLERGIC RHINITIS PATIENTS

Pacheco Coronel E. R., Rivas Castillo F., Álvarez Marcos C., Rodrigo Tapia J. P., García Velasco F., Llorente Pendas J. L. (Spain)

P-383
CLINICAL SIGNIFICANCE OF MAXILLARY SINUS PAIN- A CASE REPORT

Papadopoulou D., Choudhury N., Saleh H. (United Kingdom)

P-384
HOMING AND NEURONAL REGENERATION EFFECTS OF HUMAN BONE MARROW STROMAL CELLS TRANSPLANTATION IN DEGENERATED RAT OLFACTORY MUCOSA

Park D. J., Kwon J. W., Kong T. H., Ha T. H., Park Y. A. (Republic of Korea)

P-385
VALIDATION OF A SYMPTOM-SCORE QUESTIONNAIRE AND LONG-TERM RESULTS OF ENDOSCOPIC DACRYOCYSTORHINOSTOMY

Penttilä E., Smirnov G., Seppä J., Tuomilehto H., Kokki H. (Finland)

P-386
EPITHELIOID HEMANGIOENDOTHELIOMA OF THE NASAL CAVITY IN A WOMAN

Pérez-Carbonell T., Navalón-Ramón E., Puig-Garcés P., Pérez-Garrigues T. (Spain)

P-387
PLEOMORPHIC ADENOMA ORIGINATES FROM SINUS ETHMOIDALIS CAUSING LIQUORRHEA

Peric B., Nosulya E. V. (Russian Federation)

P-388
TWO CASES OF THE NASAL SEPTUM CAPILLARY HEMANGIOMA WITH ATYPICAL MANIFESTATIONS

Peric B., Nosulya E. V. (Russian Federation)

P-389
EFFICIENCY OF THE SINGLE-SHOT PERIOPERATIVE ANTIBIOTIC PROPHYLAXIS IN RHINOSURGERY

Peric B., Nosulya E. V., Kim I. A. (Russian Federation)

P-390
CLINICAL EFFECTS OF ABSORBABLE POLYURETHAN NASAL PACKING IN ENDOSCOPIC SINUS SURGERY

Piski Z., Lujber L., Burian A., Revesz P., Gerlinger I. (Hungary)

P-391
RARE NASAL DISEASES- DESCRIPTION OF SEVERAL CASES

Popovic M., Djurovic S., Radjenovic G. (Montenegro)



P-392

THE ROLE OF FOOD ELIMINATION IN MANAGEMENT REFRACTORY CHRONIC RHINOSINUSITIS

Qudah M. (Jordan)

P-393

EPIDEMIOLOGICAL ASPECTS OF CHRONIC FUNGAL SINUSITIS IN BELARUS

Radzko D. (Belarus)

P-394

INVERTED PAPILLOMA OF THE NASAL CAVITY

Rojas Crespo K. L., Nuñez Carrasco V., Taveira de Castro Fontoura N. (Spain)

P-395

ACUTE BACTERIAL RHINOSINUSITIS: UPDATE ON CURRENT ANTIMICROBIAL MANAGEMENT

Sabaru I., Sarafoleanu C. (Romania)

P-396

HUMAN ESTHESIONEUROBLASTOMA: IN VITRO CULTURE FROM PRIMITIVE LESIONS AND SPHEROID FORMATION

Saibene A. M., Pipolo C., Tanos T., Rubio Garrido A., Bignami M., Castelnuovo P., Felisati G. (Italy)

P-397

SUBPERIOSTEAL ORBITAL ABSCESS AS INITIAL PRESENTATION OF A CONCHA BULLOSA PYOCELE

Santos R., Pimentel J., Cabral R., Vale P., Oliveira V., Domingues J., Escada P., Branco M. (Portugal)

P-398

CHANGES OF THE NASAL MUCOSA IN THE CHRONIC INFLAMMATION

Shamsiev D.F. (Uzbekistan)

P-399

EXPERIENCE OF USING BALLOON TAMPONADE FOR STOPPING EPISTAXIS

Shilenkov K. A., Shilenkova V. V., Gornostalev N. Y. (Russian Federation)

P-400

ENDOSCOPIC MINIMALLY INVASIVE ACCESSSES TO THE MAXILLARY SINUS IN SURGICAL TREATMENT OF ODONTOGENIC MAXILLARY SINUSITIS: OUR EXPERIENCE

Shkorbotun V. O., Kunakh T. G., Shkorbotun Y. V., Borkovskiy D. S. (Ukraine)

P-401

ODONTOGENIC MAXILLARY SINUSITIS: SEARCHING FOR A GOLD STANDART IN DIAGNOSTICS AND TREATMENT

Simuntis R., Kubilius R., Ryškienė S., Vaitkus S. (Lithuania)

P-402

REVISION SEPTORHINOPLASTIC: WORSENING BREATHING AFTER AESTHETIC RHINOPLASTY VERSUS LONG-TERM SUSTAINABLE RESULTS SEPTORHINOPLASTIC

Siváček J. (Slovakia)

P-403

PATIENT SATISFACTION WITH RADIOFREQUENCY TURBINATE REDUCTION: A DISTRICT HOSPITAL EXPERIENCE

Soares M. T., Delgado I., Gabriel T., Guimarães A., Henriques P., Freire F. (Portugal)

P-404

RESECTION OF INTRANASAL BRANCHES OF THE VIDIAN NERVE IN MANAGEMENT OF SEVERE VASOMOTOR RHINITIS: A PILOT STUDY TO EVALUATE THE EFFECTIVENESS

Su W. Y. (Republic of China)

P-405

TRANS-SPHENOID OPTIC NERVE DECOMPRESSION – SUCCESS AFTER COMPLICATIONS

Subtil J., Araújo J., Jardim A., Matos T., Miguel M., Saraiva J. (Portugal)

P-406

ENDOSCOPIC ENDONASAL APPROACH TO THE MIDLINE TUMOURS OFF THE SKULL BASE

Štefl M., Pejčoch R., Máca K., Vybíhal V. (Czech Republic)

P-407

NEW POSSIBILITIES IN DETECTION OF MICROBIOTA IN CHRONIC RHINOSINUSITIS

Štefl M., Strnad H., Plzák J. (Czech Republic)

P-408

ORBITAL MUOCOCELE

Tatwani T. (Saudi Arabia)

P-409

SELF-HARM APPLICATION OF GLUE IN THE NOSE: A NON-SURGICAL PATHWAY OF MANAGEMENT

Tikka T., Al Abduwani J., Costello D. (United Kingdom)



- P-410**
EFFECT OF A SINGLE-DOSE ALLERGEN (NASAL PROVOCATION) TO PHYSICAL AND COGNITIVE ABILITIES IN PATIENTS WITH RAGWEED ALLERGY
Tokodi M., Bella Z., Csabi E., Kiricsi A., Kollar E., Perenyi A., Rovó L. (Hungary)
- P-411**
A COMPARATIVE STUDY BETWEEN ENDOSCOPIC AND EXTERNAL DACRYOCYSTORHINOSTOMY: OUR EXPERIENCE
Tonuzi O., Tonuzi A., Batku M., Zhugli S. (Albania)
- P-412**
AIR REFLUX IN ENDOSCOPIC SURGERY ENDOSCOPIC. OUR EXPERIENCE
Tonuzi O., Tonuzi A., Rakipi B., Voka B., Zhugli S. (Albania)
- P-413**
RHINOLITHIASIS: ABOUT A CASE AND REVIEW OF THE LITERATURE
Touati S. (Algeria)
- P-414**
METHODS FOR DETERMINATION FUNGAL RHINOSINUSITIS IN PATIENTS WITH CHRONIC RHINOSINUSITIS WITH NASAL POLYPS
Trivic A. S., Krejovic Trivic S. B., Vukasinovic M. M., Milovanovic J. P., Ugrinovic A. B., Djordjevic V. Z. (Serbia)
- P-415**
ENDOSCOPIC MANAGEMENT OF A FRONTAL SINUS POSTERIOR TABLE FRACTURE WITH A DOUBLE MINI TREPHINATION APPROACH: A CASE REPORT
Tsinaslanidou Z., Konstantinidis I., Chatziavramidis A., Constantinidis J. (Greece)
- P-416**
THE IMPACT OF OPEN SEPTOPLASTY ON OLEFACTORY FUNCTION
Türk B., Akpınar M., Kırık M. Ö., Altundağ A., Coskun B. U. (Turkey)
- P-417**
LONG-TERM OUTCOME ASSESSMENT OF CO2 LASER TURBINOPLASTY IN PATIENTS WITH CHRONIC HYPERTROPHIC RHINITIS USING 4-PHASE-RHINOMANOMETRY
Ungureanu R., Enache R. (Romania)
- P-418**
SMALL CELL CARCINOMA OF THE PARANASAL SINUSES: A REPORT OF TWO CASES
Uraguchi K., Kariya S., Onoda T., Makino T., Noda Y., Tumura M., Fujimoto S., Nishizaki K. (Japan)
- P-419**
TRANSLATION, CROSS-CULTURAL ADAPTATION AND VALIDATION OF SINO-NASAL OUTCOME TEST (SNOT) – 22 TO LITHUANIAN PATIENTS
Vaitkus J., Padervinskis E., Vaitkus S., Lisauskaite L. (Lithuania)
- P-420**
DIAGNOSTIC OF OLEFACTORY FUNCTION IN PATIENTS WITH ATROPHIC RHINITIS
Vakhrushev S. G., Smbatyan A. S., Terskova N. V., Khorolskaia M. A. (Russian Federation)
- P-421**
INTRANASAL OBSTRUCTIVE DISORDERS ARE RESPONSIBLE FOR FAILURE OF MEDICAL TREATMENT IN CHILDREN AND ADOLESCENTS WITH PERSISTENT MODERATE-SEVERE ALLERGIC RHINITIS
Valls Mateus M., Marino-Sanchez F., Ruiz Echevarría K., Cardenas Escalante P., Jiménez Feijoo R., Blasco Lozano C., Giner Muñoz M. T., Plaza Martin A. M., Rodríguez Jorge J. (Spain)
- P-422**
STUDY ON THE EFFECT OF NASAL SEPTOPLASTY FOR TREATMENT OF NASAL OBSTRUCTION. SHORT AND MID- TERM EVALUATION OF PATIENT BENEFIT BY BOTH OBJECTIVE AND SUBJECTIVE METHODS
Valsamidis K., Titelis K., Rachovitsas D., Constantinidis I., Markou K., Triaridis S. (Greece)
- P-423**
CLINIC AND LABORATORY ASPECTS OF OZENA PATHOGENESIS
Vasyliiev V. M. (Ukraine)
- P-424**
RELATIONS BETWEEN MEASURED AND CALCULATED TOTAL AIRWAY RESISTANCE. AN EXPERIMENTAL ANALYSIS
Vogt K., Caulina C. (Latvia)
- P-425**
FEATURES OF INDICATORS OF IMMUNITY IN PATIENTS WITH CHRONIC POLYPOID RHINOSINUSITIS
Vokhidov U. N., Khasanov U. S., Sultonov D. M., Muinjonov B. T., Isakova D. K. (Uzbekistan)
- P-426**
EOSINOPHILIC CHRONIC RHINOSINUSITIS CAUSED BY FUNGAL SCHIZOPHYLLUM COMMUNE INFECTION: A CASE REPORT
Vujovic A. M., Djordjevic I. V., Tomic D. V., Peric A. M. (Serbia)



P-427

CONDYLOMA ACUMINATUM: A RARE INTRANASAL PAPILLOMATOSIS CASE REPORT

Wang T., Huang K., Liao H., Chen C., Wu C. (Republic of China)

P-428

EPISTAXIS: SHOULD WE DO MORE?

Wooles N. R., Dick D., Woodman P., Adair R. (United Kingdom)

P-429

ANTI-LEUKOTRIENE STRATEGY BY ENDOSCOPIC SINUSSURGERY

Yamaguchi T., Ishii T., Yamamoto K., Okamoto M. (Japan)

P-430

THE LEVEL OF BLOOD SERUM CYTOKINES IN PATIENTS WITH CHRONIC POLYPOID RHINOSINUSITIS

Yaromenka Y. E., Kaliadzich Z. V., Katovich H. M. (Belarus)

P-431

ND-YAG LASER APPLICATION IN THE ENDOSURGICAL TREATMENT OF THE CHRONIC SINUSITIS

Yatsenka V. V., Yeshenka S. V., Karol I. M. (Belarus)

P-432

RELATIONSHIP BETWEEN THE ENDOSCOPIC, RADIOLOGICAL AND OPERATIVE FINDINGS IN SINO-NASAL POLYPOSIS

Youssef M. A. (Egypt)

P-433

BIOFILM AND TOLL-LIKE RECEPTOR GENE EXPRESSION IN NASAL POLYP

Yurttaş V., Apuhan T., Şimşek T., Koçoğlu E., Ocak Z. (Turkey)

P-434

PROBIOTICS FOR TREATMENT OF CHRONIC EXUDATIVE MAXILLITIS

Zabolotna D. (Ukraine)

P-435

SINO-PARANASAL MENINGO- AND MENINGOENCEPHALOCELE. POSSIBILITY FOR RHINOLOGICAL TREATMENT

Zabolotnyi D., Palamar O., Zabolotna D., Nesterchouk V., Ismagilov E. (Ukraine)

P-436

NASAL ANATOMY PECULLARITIES AND ENDONASAL ENDOSCOPY APPROACHES

Zabolotnyi D., Palamar O., Zabolotna D., Tsvirinko I., Shaphinskyi O., Sarnatskyi K. (Ukraine)

P-437

DETECTION OF EXTRAESOPHAGEAL REFLUX IN PATIENTS WITH VARIOUS DEGREES OF CHRONIC RHINOSINUSITIS

Zelenik K., Matousek P., Formanek M., Kominek P. (Czech Republic)

P-438

ENDOSCOPIC MANAGEMENT OF SINUNASAL INVERTED PAPILLOMA

Zlatanov H. K., Milev S. M., Tzvetkov V. T. (Bulgaria)

Topic:

Laryngology

P-439

RESTORING VOICE FUNCTION IN PATIENTS WITH STAGE 1-2 LARYNGEAL CANCER

Abyzov R., Onishchenko Y., Golubok-Abyzova T., Schkoba Y., Romas O. (Ukraine)

P-440

THE IMMEDIATE RESULTS OF THE CONCURRENT CRT IN PATIENTS WITH CANCER OF THE LARYNX

Adilbayev G. B., Kydyrbayeva G. Z., Shipilova V. V., Sadyk Z. T., Makhysheva A. T., Mukhamadiev B. T. (Kazakhstan)

P-441

THE EFFECT OF TUMOR LOCATION ON RECURRENCE OF T1 GLOTTIS SCC: MEDIAL VS. UPPER ASPECT OF THE VOCAL CORD

Alkan U., Shvero J. (Israel)

P-442

COMPARISON BETWEEN THE USE OF NORMAL DIET THROUGH NASOGASTRIC TUBE AND LIQUID CONCENTRATES ADMINISTERED THROUGH PERCUTANEOUS ENDOSCOPIC GASTROSTOMY IN PATIENTS UNDERGOING TOTAL LARYNGECTOMY

Anghel A. G., Anghel I., Dumitru M., Cristian D., Burcos T., Sarafoleanu C. (Romania)

P-443

THE IMPORTANCE OF AGE, CULTURAL LEVEL AND SOCIAL BACKGROUND IN THE SELECTION OF PATIENTS RECEIVING VOICE REHABILITATION WITH TRACHEOESOPHAGEAL VOICE PROSTHESIS AFTER TOTAL LARYNGECTOMY

Anghel I., Anghel A. G., Dumitru M., Simioniu A., Daraban A. (Romania)

P-444

ACQUIRED LARYNGEAL STENOSIS – THERAPY COMPLEXITY ENT

Augusto S., Cunha A., Silva M., Cardoso L., Miguéis J., Paiva A. D. (Portugal)



- P-445**
MORBIDITIES AND RISK FACTORS ASSOCIATED WITH TRACHEOTOMY COMPLICATIONS
Baek M. K., Woo J. H., Han S. W., Kim D. Y. (Republic of Korea)
- P-446**
OUTCOMES OF PRIMARY TRACHEOESOPHAGEAL PUNCTURE WITH VOICE PROSTHESIS INSERTION AFTER TOTAL LARYNGECTOMY
Balogova Z., Plzak J., Zabrodsky M., Lukes P., Betka J. (Czech Republic)
- P-447**
THE ROLE OF BIOFILMS IN MALFUNCTIONING OF VOICE PROSTHESIS
Bertesteanu S. V., Chifiriuc C., Popescu B., Popescu C. R., Mirea D., Ionescu D., Grigore R. (Romania)
- P-448**
RESULTS OF VOCAL REHABILITATION WITH PROVOX DURING 2008 – 2013 IN ALBANIA
Boci B., Thomai K., Sinani R. (Albania)
- P-449**
PRIMARY LARYNGEAL AMYLOIDOSIS
Bostanci A., Ozbudak I., Toru S., Turhan M. (Turkey)
- P-450**
THE IMPORTANCE OF PRE AND POSTOPERATIVE LARYNGOSCOPIC EXAMINATION IN THYROID SURGERY
Caixa M., Tavares S., Castro J., Paula Correia, Aldora Quintal, Nascimento I., Martins S., Antunes L. (Portugal)
- P-451**
SUSPENSION MICROLARYNGOSCOPY FOR DYSPHONIA IN AN OTOLARYNGOLOGY SERVICE IN PORTUGAL ON THE LAST 6 YEARS
Carvalho Araújo B., Guedes Damaso R., César Anjo R., Viana Baptista S., Ezequiel Barros J. (Portugal)
- P-452**
LARYNGEAL AND TRACHEOBRONCHIAL METASTASES OF MALIGNANT MELANOMA – CLINICAL CASE
Ciolofan S., Ionita E., Anghelina F., Mogoanta C., Enescu A. (Romania)
- P-453**
SPONTANEOUS PHARYNGOLARYNGEAL HAEMATOMA: TWO CASES REPORT AND A REVIEW OF THE LITERATURE
Costa L., Silveira H., Vales F., Santos M. (Portugal)
- P-454**
LARYNGEAL RHABDOMYOSARCOMA IN CHILDHOOD: CASE REPORT
Černa L., Jurovčík M., Konečná E., Skřivan J. (Czech Republic)
- P-455**
PATIENT WITH NEUROFIBROMATOSIS AND LARYNGEAL MELANOMA
Dambergs K., Sumerags D., Urtans J. (Latvia)
- P-456**
CASE REPORT: RELAPSING POLYCHONDRITIS WITH LARYNGEAL CARTILAGE DESTRUCTION
Dambergs K., Sumerags D., Veidere L. (Latvia)
- P-457**
CLOSURE OF LARYNGECTOMY WOUND
Delavar H. B., Azizi M. H., Tavakkoli M. R. (Islamic Republic of Iran)
- P-458**
EVALUATION OF HRQL WITH EORTC QLQ-C30 AND QLQ-H&N35 IN ROMANIAN LARYNGEAL CANCER PATIENTS
Dinescu F. V., Tiple C., Chirila M., Muresan R., Drugan T., Cosgarea M. (Romania)
- P-459**
PROGNOSTIC VALUE OF NEUTROPHIL-LYMPHOCYTE, MONOCYTE-LYMPHOCYTE AND PLATELET-LYMPHOCYTE RATIO IN LARYNGEAL CANCER
Dizdar S. K., Akpınar M. E., Selvi N., Rıfki D., Dizdar D., Başak T. E., Coşkun B. U. (Turkey)
- P-460**
AUTOFLUORESCENCE ENDOSCOPY VERSUS WHITE LIGHT ENDOSCOPY FOR THE DETECTION OF SUPERFICIAL LARYNGEAL LESIONS – A PROSPECTIVE COMPARATIVE STUDY
Dobre M., Balica N., Poenaru M., Doros C. (Romania)
- P-461**
STUDY OF BENIGN GLOTTIC LESIONS UNDERGOING MICROLARYNGEAL SURGERY
Dobre M., Poenaru M., Balica N., Doros C. (Romania)
- P-462**
THE MANAGEMENT OF BENIGN LARYNGEAL LESIONS WITH CO₂ LASER MICROSURGERY
Doros C., Poenaru M., Balica N., Dobre M. (Romania)
- P-463**
USE OF CO₂ LASER SURGERY IN TREATMENT OF GLOTTIC CANCER
Doros C., Poenaru M., Dobre M., Balica N. (Romania)



P-464

SUBGLOTTIC STENOSIS AS INITIAL MANIFESTATION OF RELAPSING POLYCHONDritis: CASE REPORT

Ferraria L. M., Castro J. V., Rosa M. H., Antunes L. (Portugal)

P-465

RECURRENT RESPIRATORY PAPILLOMATOSIS AND EXTRAESOPHAGEAL REFLUX – EARLY RESULTS

Formánek M., Zeleník K., Komínek P. (Czech Republic)

P-466

LARYNGEAL AMYLOIDOSIS: A CASE REPORT

García González E., Povedano Fernández C., Disla Aybar A. B., Almodovar Alvarez C. (Spain)

P-467

QOL IN THE SURGICAL TREATMENT OF INTERMEDIATE-ADVANCED LARYNGEAL CARCINOMA

Garofolo S., Caserza F., Guastini L., Mora F., Peretti G. (Italy)

P-468

UNCOMMON LARYNGEAL TUMORS AND PSEUDOTUMORS

Gomez Serrano M., Iglesias Moreno M.C., Lopez Salcedo M.A., Gimeno Hernandez J.M., Poch Broto J. (Spain)

P-469

THE SIDE OF THE POLYP IN THE GLOTTIS AND HANDEDNESS, FOOTEDNESS, AND EYEDNESS

Hočvar-Boltežar I., Šereg-Bahar M., Paučič J., Pintarič K. (Slovenia)

P-470

BULLOUS LESION OF LARYNX? AN AIRWAY EMERGENCY

Chaly V. A., Belushi F., Abri R. A. (Oman)

P-471

TOPICAL ANESTHESIA IN FLEXIBLE NASOFIBROLARYNGOSCOPY

Chiesa Estomba C. M., Ossa Echeverri C. C., Rivera Schmitz T., Araujo da Costa A. S., Betances Reinoso F. A., Castro Ruiz P., Santidrián Hidalgo C. (Spain)

P-472

TECHNOLOGICAL DEVELOPMENT FOR THE REGENERATION OF TRACHEA AND LARYNX WITH INDUCED PLURIPOTENT STEM CELLS (IPS) CELLS

Imazumi M., Otsuki K., Ikeda M., Yoshie S., Omori K. (Japan)

P-473

EARLY ARTECOLL INJECTION LARYNGOPLASTY FOR PATIENTS WITH POST-THYROIDECTOMY VOCAL CORD PARALYSIS

Jeon Yeob Jang, Giljoon Lee, Byung-Woo Yoon, Ji-Hwan Park, Byung-Joo Lee, Young-Ik Son (Republic of Korea)

P-474

SURFACE AREA/VOLUME RATIO IN THE FIBERS OF THE HUMAN RECURRENT LARYNGEAL NERVE

Jotz G. P., De Campos D., Xavier L. L., Goulart G. R., Thomaz L. D., Malysz T. (Brazil)

P-475

ONCOCYTIC PAPILLARY CYSTADENOMA OF THE LARYNX: COMPARATIVE STUDY OF 7 CASES AND REVIEW OF THE LITERATURE

Kalfert D., Růžička J., Dršata J., Školoudík L., Smatanová K., Laco J., Čelakovský P. (Czech Republic)

P-476

PHOTODYNAMIC THERAPY IN THE TREATMENT OF ADVANCED RECURRENT RESPIRATORY PAPILLOMATOSIS

Karpishchenko S. A., Ryabova M. A., Ulupov M. Y., Portnov G. V. (Russian Federation)

P-477

HLA-DQ ALLELES AND RECURRENT RESPIRATORY PAPILLOMATOSIS

Karpishchenko S. A., Ryabova M. A., Kolesnikova O. M. (Russian Federation)

P-478

COMPARISON OF THE OUTCOMES OF MODERATE AND WIDE RESECTIONS IN THE TREATMENT OF PARALYTIC LARYNGEAL STENOSIS

Karpishchenko S. A., Ryabova M. A., Dolgov O. I., Rogova D. O. (Russian Federation)

P-479

WHICH IS MORE EFFECTIVE IN SUPRACRICOID LARYNGECTOMY IN SWALLOWING AND ASPIRATION; ONE OR TWO ARYTENOIDS?

Kilic C., Tuncel U., Ozlugedik S., Comert E., Kaya M. (Turkey)

P-480

SLEEP DISORDERED BREATHING PROBLEMS DUE TO VOCAL CORD PARALYSIS

Kollar E., Bella Z., Bach A., Matievcis V., Tokodi M., Kiricsi A., Sztano B., Rovo L. (Hungary)

P-481

EXPERIENCES WITH THE RARE CARTILAGINOUS TUMOURS OF THE LARYNX

Koscielny S. (Germany)



P-482
THE ANXIETY-DEPRESSIVE DISORDERS IN PATIENTS WITH LARYNGEAL GRANULOMA^ INTERDISCIPLINARY STUDY
Krukov A. I., Veltishev D. Y., Romanenko S. G., Zeltin A. E., Seravina O. F. (Russian Federation)

P-483
THE USE OF METHOD OF NEUROMUSCULAR ELECTRO-PHONOPEDIC STIMULATION IN PATIENTS WITH REINKE'S EDEMA IN THE EARLY POSTSURGICAL PERIOD
Kruykov A. I., Romanenko S. G., Pavlihin O. G., Lesogorova E. V., Kazakova A. A. (Saint Barthelemy)

P-484
THE RESULTS OF THE DIAGNOSIS OF FUNGAL PROCESSES IN PATIENTS WITH CHRONIC LARYNGITIS
Kunelskaya N. L., Kunelskaya V. Y., Shadrin G. B., Romanenko S. G., Krasnikova D. I. (Russian Federation)

P-485
ARYTENOID ADDUCTION WITH A LATERAL APPROACH
Lee G. J., Kim B. Y., Son Y. I. (Republic of Korea)

P-486
PHARYNGEAL DEFECT SUTURING AFTER LARYNGECTOMY WITH MECHANICAL SUTURING INSTALLATION ISF-80
Madan V. A., Tibirna G. A. (Moldova)

P-487
EXPERINECES IN THE TREATMENT OF PAPILLOMATOSIS IN THE UPPER RESPIRATORY TRACTS
Majoros T. (Hungary)

P-488
AN INTRATRACHEAL GOITRE ECTOPIC
Mecibah A. (Algeria)

P-489
CASE REPORT – INFLAMMATORY PSEUDOTUMOR OF THE LARYNX, AN UNUSUAL TUMOR
Melo A. S., Nobre A. R., Portugal M. E., Branquinho F., Guimarães A. (Portugal)

P-490
CASE REPORT – NEUROFIBROMA OF THE HYPOPHARYNX
Melo A. S., Nobre A. R., Portugal M. E., Branquinho F., Guimarães A. (Portugal)

P-491
SUPRACRICOID PARTIAL LARYNGECTOMY IN THE MANAGEMENT OF T3 LARYNGEAL CANCER
Mercante G., Manciooco V., Cristalli G., Marchesi P., Pichi B., Pellini Raul, Spriano G. (Italy)

P-492
LARYNGEAL CHONDROSARCOMA – IMMUNOHISTOCHEMICAL ASPECTS
Mitroi M. R., Capitanescu A. N. (Romania)

P-493
UNCOMMON NEOPLASMS OF THE LARYNX
Novakovic Z., Guzina-Golac N., Mirjanic J., Gajanin R., Pavlovic S. (Bosnia and Herzegovina)

P-494
SALIVARY BYPASS TUBE AND PHARYNGEAL RECONSTRUCTION AFTER TOTAL LARYNGECTOMY: DESCRIPTION OF OUR FIXING TECHNIQUE AND FEASIBILITY
Obeso S. A., Morales C. A., Del Valle A. Z., Gonzalez R. A., Garcia R. Z., Rubio A. S. (Spain)

P-495
MICRODEBRIDER IN REINKE'S EDEMA TREATMENT
Olavarría C., Cortez P. M., Fernandez L. (Chile)

P-496
USE OF CIDOFOVIR IN PEDIATRIC POPULATION WITH RECURRENT RESPIRATORY PAPILLOMATOSIS
Olavarría C., Fernández L., Minzer S., Cortéz P. (Chile)

P-497
LARYNGEAL PRECURSOR LESIONS-IMMUNOHISTOCHEMICAL EXPRESSION PATTERNS OF THEOF KI-67 AND P16
Pavlovic B., Djukic V., Milovanovic J., Tomanovic N. (Serbia)

P-498
RECURRENT RESPIRATORY PAPILLOMATOSIS: THERAPEUTIC MANAGEMENT FOR CHILDREN AND ADULTS
Poenaru M., Balica N., Doros G., Dobre M., Horhat D., Doros C. (Romania)

P-499
TREATMENT OF LOCALLY ADVANCED LARYNGEAL CANCER WITH RESPIRATORY FAILURE
Postolache A. I., Tibirna G. A., Darii V. A., Clipca A. I., Tibirna A. G., Tarnarutcaia R. V. (Moldova)

P-500
VOICE REHABILITATION FOLLOWING TOTAL LARYNGECTOMY BY PERSONALIZED TEXT TO SPEECH SYNTHESIS
Repova B., Romportl J., Betka J. (Czech Republic)



P-501

TRIAL: OPEN VS ENDOSCOPIC T1-2 STAGE LARYNX CANCER RESECTION

Reshetov I., Govubtsov A., Gaschenko A., Shcherbina V. (Russian Federation)

P-502

ADENOID CYSTIC CARCINOMA OF THE LARYNX: A SYSTEMATIC REVIEW AND SURVIVAL ANALYSIS

Rokos C. A., Triaridis S., Tsalighopoulos M., Markou K. (Greece)

P-503

CO₂ LASER CORDECTOMY FOR T1A GLOTTIC SQUAMOUS CELL CARCINOMA, OUR ONCOLOGICAL RESULTS

Rovira A., Nogues J., Lares H., Tornero J., Farre A., Fulla M., Aristimuño A., Bartel R., Vega J., Maños M. (Spain)

P-504

PRELIMINARY RESULTS OF A CONSERVATIVE TREATMENT PROTOCOL ORGAN IN ADVANCED CANCER OF THE LARYNX AND HYPOPHARYNX

Salom M. C., Martínez P., Pacheco E. R., Blay P., De la Rúa A., Alonso R., Rodrigo J. P. (Spain)

P-505

BILATERAL TAPIA'S SYNDROME SECONDARY TO THE CORONARY ARTERY BYPASS GRAFT: A CASE REPORT

Seungwoo Kim, Keehwan Kwon (Republic of Korea)

P-506

OUR EXPERIENCE TREATMENT LARYNGEAL PARALYSIS

Shagataeva B. A., Ismagulova E. K. (Kazakhstan)

P-507

DIGITAL VIDEO LARYNGOSCOPY SIGNIFICANTLY REDUCES DIAGNOSTIC WORK-UP IN HEAD AND NECK CANCER PATIENTS TO 3 DAYS

Schutte H. W., Takes R. P., Slootweg P. J., Arts M. J., Honings J., van den Hoogen F. J., Marres H. A., van den Broek G. B. (Netherlands)

P-508

A UNIQUE PRESENTATION OF A LARYNGEAL FOREIGN BODY IN AN ASYMPTOMATIC PATIENT

Siddiqi N., Ingle V., Habashi S. (United Kingdom)

P-509

FLEXIBLE ENDOLARYNGEAL SURGERY AND PHOTODYNAMIC THERAPY FOR RECURRENT LARYNGEAL PAPILLOMATOSIS AND EARLY LARYNGEAL CANCER

Sokolov V. V., Telegina L. V., Reshetov I. V., Polyakov A. P. (Russian Federation)

P-510

CHONDROSARCOMA OF THE CRICOID CARTILAGE: A CASE REPORT

Souvirón R., Scola B., Delgado B., Isasa F. (Spain)

P-511

RECURRENT RESPIRATORY PAPILLOMATOSIS – COMBINED METHOD OF TREATMENT IN ADULT PATIENTS

Svistushkin V. M., Egorov V. I., Mustafaev D. M., Volkova K. B. (Russian Federation)

P-512

DIAGNOSTIC VALUE OF NARROW BAND IMAGING IN VISUALIZATION OF LARYNGEAL LESIONS

Šatanková J., Černý M., Chrobok V. (Czech Republic)

P-513

THE DIAGNOSIS AND TREATMENT OF ARYTENOID CARTILAGE DISLOCATION FROM EXTERNAL BLUNT LARYNGEAL TRAUMA IN THE ABSENCE OF LARYNGEAL ELECTROMYOGRAPHY

Teng Y., Wang H., Lin Z. (China)

P-514

PROPHYLAXIS OF POSTOPERATIVE COMPLICATIONS AFTER LARYNGECTOMY

Tibirna G. A., Darii V. A., Postolachi A. D., Clîpca A. I., Doruc A. S., Ciorici V. A., Marandiuc A. S. (Moldova)

P-515

LARGE LARYNGEAL LIPOMA: A CASE REPORT

Touati S., Merzougui Z., Zerara M., Messaoudi C., Mecibah A. (Algeria)

P-516

HISTOMORPHOMETRIC ANALYSIS AND VASCULARITY OF THE CHICK EMBRYO CHORIOALLANTOIC MEMBRANE AFTER LARYNGEAL SQUAMOUS CELL CARCINOMA TUMOR TISSUE TRANSPLANTATION

Ulozas V., Kuzminiene A., Uloziene I., Valanciute A., Balnyte I., Salomskaite-Davalgienne S., Palubinskiene J. (Lithuania)

P-517

THE ROLE OF THE CO₂ LASER IN SURGERY OF MALIGNANT TUMORS OF GLOTTIC REGION

Vasiljevic P. R., Vasic M., Kosanovic R., Saranovic V., Milutinovic V. (Serbia)

P-518

THE ROLE OF TOPICAL MITOMYCIN C AS AN ADJUNCT TO ENDOSCOPIC LASER DIVISION OF ANTERIOR GLOTTIC WEBS

Wilkinson S., Garas G., Wijayasingam G., Young K., De M., Mortimore S. (United Kingdom)



P-519
REFLUX OESOPHAGITIS MANAGEMENT: ADHERENCE TO RECENTLY PUBLISHED NICE GUIDANCE
Williams T., Morris J. H. (United Kingdom)

P-520
ASSOCIATION BETWEEN CHRONIC LARYNGITIS AND PARTICULATE MATTER BASED ON THE KOREA NATIONAL HEALTH AND NUTRITION EXAMINATION SURVEY 2008–2012
Young-Hoon Joo, Dong-Il Sun (Republic of Korea)

P-521
ANTIRELAPSE TREATMENT OF PATIENTS WITH LARYNGEAL PAPILOMATOSIS
Zabolotnyi D., Sambur M., Savchenko T. (Ukraine)

Topic: Head and Neck

P-522
DO CLINICAL PRESENTATION AND REFERRAL INDICATIONS FOR ULTRASOUND-GUIDED FINE-NEEDLE ASPIRATION BIOPSY OF THE THYROID PLAY A ROLE IN PREDICTING THYROID CANCER?
Abu-Ghanem S., Cohen O., Lazutkin A., Abu-Ghanem Y., Fliss D. M., Yehuda M. (Israel)

P-523
TRANSORAL TRANSTONSILLAR APPROACH TO PTERYGOPALATINE FOSSA
Ahmady Roozbahany N., Nasri S. (Islamic Republic of Iran)

P-524
FEASIBILITY OF SURGEON-PERFORMED ULTRASOUND-GUIDED CORE-NEEDLE BIOPSY IN THE THYROID AND LYMPH NODES
Ahn D., Sohn J. H., Kim H. J. (Republic of Korea)

P-525
A REVIEW OF THE CORRELATION BETWEEN THE CHRONICITY OF SUBMANDIBULAR GLAND SYMPTOMS AND NERVE DAMAGE FOLLOWING EXCISION OF THE GLAND
Ali S., Sen P. (United Kingdom)

P-526
COMPARATIVE OF TWO SCHEME OF CHEMORADIOTHERAPY FOR PATIENTS WITH UNDIFFERENTIATED CELL CANCERS OF THE NASOPHARYNX
Alieva S. B., Mudunov A. M., Zaderenko I. A., Kaledin R. R. (Russian Federation)

P-527
CHEMORADIOTHERAPY FOR PATIENTS WITH UNDIFFERENTIATED AND SQUAMOUS CELL CANCERS OF THE NASOPHARYNX
Alieva S., Tkachev S., Zaderenko I., Kaledin R., Mudunov A. (Russian Federation)

P-528
TRACHEOTOMY: OUR EXPERIENCE IN THE LAST 8 YEARS
Alvarez J. J., Eisenberg G., Plaza G., Amarillo E., Hernandez-García E., Granda M. (Spain)

P-529
ROLE OF SELECTIVE NECK DISSECTION IN CASE OF THE LARYNX CANCER
Amiraliyev N. M., Iskandarova A. T., Mehtiyeva E. G., Amiraliyev K. N. (Azerbaijan)

P-530
NECK DISSECTION IN THE TREATMENT OF THE LARYNX CANCER WITH LOCALLY ADVANCED METASTASIS IN THE NECK
Amiraliyev N. M., Mehtiyeva E. H., Iskandarova A. T., Karimova N. V., Amiraliyev K. N. (Azerbaijan)

P-531
PERCUTANEOUS ENDOSCOPIC GASTROSTOMY (PEG) IN THE MANAGEMENT OF PATIENTS WITH PHARYNGO-LARYNGEAL CARCINOMA AND PREVENTION OF PHARYNGOCUTANEOUS FISTULAS
Anghel A. G., Anghel I., Dumitru M., Cristian D., Burcos T., Sarafolcanu C. (Romania)

P-532
THE USE OF NANOPARTICLE COATING ON PERCUTANEOUS ENDOSCOPIC GASTROSTOMY TUBES FOR IMPROVED ANTIMICROBIAL SURFACES IN PATIENTS WITH HEAD AND NECK CANCER
Anghel I., Anghel A. G., Grumezescu A. M., Chirea M., Socol G., Iordache F., Dumitru M. (Romania)

P-533
A RARE SKIN TUMOR WITH HEAD AND NECK PRESENTATION
Antunes L., Costa T., Ferreira E., Dinis B., Pereira A. M. (Portugal)

P-534
NEAR-INFRARED FLUORESCENCE IMAGING-GUIDED SURGERY IMPROVES THE RECURRENCE-FREE SURVIVAL RATE IN A NOVEL ORTHOTOPIC ANIMAL MODEL OF HNSCC
Atallah I., Millet C., Henry M., Jossierand V., Reyt E., Coll J.-L., Hurbin A., Righini C.-A. (France)

P-535
QUALITY OF LIFE TOOLS IN HEAD AND NECK ONCOLOGY
Babin E., Heutte N., Plisson L., Lange M., Prevost V., Blanchard D. (France)



P-536

SALIVARY GLANDS DUCTAL CARCINOMA: ONE CASE REPORT

Bartel R., Tornero J., Rovira A., Fulla M., Aristimuño A., Lares H., Farre A., Maños M. (Spain)

P-537

DISTAL PHALANGE METASTASES AS THE FIRST SIGN OF AN EPIDERMOID CARCINOMA

Bejarano-Panadés N., Roldán-Fidalgo A., Rodríguez S., Cordero N.* (Spain)

P-538

EXTRACRANIAL HEAD AND NECK NEUROGENIC TUMORS

Ben Gamra O., Romdhane N., Mahjoubi M., Cheikh K., Abid W., Younes B. H., Hariga I., M'barek C. (Tunisia)

P-539

RISK FACTORS FOR MALIGNANCY IN THYROID NODULES: A RETROSPECTIVE STUDY FROM 800 CASES

Ben Gamra O., Romdhane N., Nacef I., Kharrat G., Abid W., BelHadj Younes F., Hariga I., Mbarek C. (Tunisia)

P-540

DIVING GOITERS

Bengamra O., Romdhane N., Kharrat G., Nacef I., Abid W., BH Younes F., Hariga I., Mbarek C. (Tunisia)

P-541

LITHIUM ASSOCIATED HYPERPARATHYROIDISM – SOLITARY ADENOMAS OR MULTIGLAND DISEASE. A VIRTUAL CASE SERIES

Bennett W. O., Matter S., Chisholm E. J. (United Kingdom)

P-542

THE MANAGEMENT OF HYPOCALCAEMIA POST TOTAL OR COMPLETION THYROIDECTOMY: A DGH EXPERIENCE AND AUDIT

Bennett W. O., Rennie A., Saxby E., Chisholm E. J. (United Kingdom)

P-543

NASOPHARYNGEAL CARCINOMA IN ALGERIA

Bensalem A., Ammari A., Bouzid K. (Algeria)

P-544

BIWEEKLY GEMCITABINE AND CARBOPLATIN IN FIRST-LINE METASTATIC OR RECURRENT NASOPHARYNGEAL CARCINOMA (NPC) – AN EARLY REPORT

Bensalem A., Djeghim S., Belhadj Mostefa N. O., Khelifi Touhami S., Bouzid K. (Algeria)

P-545

CETUXIMAB PLUS CHEMOTHERAPY IN RECURRENT OR METASTATIC SQUAMOUS CELL CARCINOMA OF HEAD AND NECK CANCER: AN ALGERIAN EXPERIENCE

Bensalem A., Khelifi Touhami S., Djeghim S., Belhadj Mostefa N. O., Bouzid K. (Algeria)

P-546

SURGERY OF THE CAROTID BODY TUMORS-CHALLENGING ISSUE

Berger G., Dawidziuk T., Guzowski A., Łuczaj J., Gacko M., Rogowski M., Chyczewski L. (Poland)

P-547

DIFUSE TYPE INFANTILE FIBROMATOSIS OF THE SUBMANDIBULAR REGION

Beton S., Mulazimoglu S., Isayev N., Kaygusuz G., Anadolu R. Y. (Turkey)

P-548

POSTERIOR PHARYNX WALL SCHWANNOMA IN A PEDIATRIC PATIENT

Bizhga G., Berdica L., Hoxhallari X., Bizhga M. (Albania)

P-549

ICEBERG TUMOR IN A 56 YEARS OLD FEMALE PATIENT

Bizhga G., Hoxhallari X., Hylviu G. (Albania)

P-550

'ONE STOP' NECK LUMP CLINIC. A REVIEW OF 7 MONTHS EXPERIENCE

Black D., Levitt K., Gillett S., Waldron J. (United Kingdom)

P-551

TREATMENT OF NASOPHARYNGEAL CARCINOMA IN ALBANIA WITH CONCOMITANT CHEMOTHERAPY AND RADIOTHERAPY

Boci B., Thomai K. (Albania)

P-552

AMELOBLASTOMA – A CASE REPORT

Boleslavská J., Zeleník K., Formánek M., Matoušek P., Komínek P. (Czech Republic)

P-553

MANGIBULAR AMELOBLASTOMA – SURGICAL TREATMENT

Boljevic T., Kavaric P., Popovic V., Ljubic V., Borilovic M. (Montenegro)

P-554

RECIDIVANT BASAL CELL CARCINOMA WITH BONE METASTASIS

Borilovic M., Kavaric P., Boljevic T., Popovic V. (Montenegro)



- P-555**
COMPARATIVE RETROSPECTIVE STUDY REGARDING THE TRACHEOSTOMY AT CHILDREN VERSUS CANINE ANIMALS
Bors C. (Romania)
- P-556**
SALIVARY GLAND TUMOR WITH ONCOCYTIC DIFFERENTIATION
Bostanci A., Ozbudak I., Toru S., Turhan M. (Turkey)
- P-557**
STOMAL RECURRENCE – A HARD-TO-TREAT CONDITION (CASE REPORT)
Burián A., Bakó P., Lujber L., Piski Z., Révész P., Gerlinger I. (Hungary)
- P-558**
CHOOSING THE MANDIBLE BONE RESECTION VOLUME IN THE SURGICAL TREATMENT OF PATIENTS WITH CANCER OF ALVEOLAR RIDGE MUCOSA AND OF MOUTH FLOOR
Clipca A. I. (Moldova)
- P-559**
RETROMOLAR TRIGONE – OROPHARYNX JUNCTION MALIGN TUMOR SURGERY: TRANSMANDIBULAR VERSUS ORAL APPROACH
Cobzeanu B. M., Popescu E. S., Costan V. V., Ungureanu D. G., Cobzeanu M. D. (Romania)
- P-560**
THE DIAGNOSIS AND TREATMENT OF CRANIOFACIAL TUMORS
Cojocaru C. D., Tibirna G. A., Timirgaz V., Clipca A. I. (Moldova)
- P-561**
PARAPHARYNGEAL SPACE NEOPLASMS: A TEN-YEAR EXPERIENCE
Correia I. A., Boavida M., Delgado I., Cabral R., Hebe A., Fino R., Montalvão P., Magalhães M. (Portugal)
- P-562**
ADENOID CYSTIC CARCINOMA OF EXTERNAL AUDITORY CANAL
Cruz S., Ribeiro A., Rodrigues e Rodrigues M., Duarte D. (Portugal)
- P-563**
THE USE OF ULTRASONIC DOPPLEROGRAPHY AND SONOELASTOGRAPHY IN THE DIAGNOSIS OF TUMORS OF THE SALIVARY GLANDS
Dadamov A. D., Abdurakhmanov K. F., Kayumova R. R. (Uzbekistan)
- P-564**
CERVICAL ADENITIS AS A PRESENTATION OF SYNCHRONOUS TONSIL CARCINOMA AND SYPHILIS
Damaso G., Baptista S. V., Araújo B. C., Barros E. (Portugal)
- P-565**
ARTISS® IN PAROTID SURGERY: ARE SUCTION DRAINS STILL REQUIRED?
Davies K. V., Majeed K., Young O., Lang J. (Ireland)
- P-566**
DIAGNOSTIC VALUE OF NARROW BAND IMAGING ACCORDING TO DIFFERENT ORAL CAVITY AND OROPHARYNGEAL EPITHELIAL TYPES
Del Bon F., Piazza C., Garofalo L., Paderno A., Grazioli P., Perotti P., Nicolai P. (Italy)
- P-567**
GLIAL CHORISTOMA OF THE TONGUE CONSIDERATIONS CLINICAL-PATHOLOGICAL: A CASE REPORT
Delalibera D., Gonçalves G. Z., Reis M. G., Marim R. G., Rodero D. A., Dell'Aringa A. R. (Brazil)
- P-568**
18F-FDG PET/CT AND HIGH-RISK HPV IN HYPOPHARYNGEAL SQUAMOUS CELL CARCINOMA
Dong-Il Sun, Jun-Myung Kang (Republic of Korea)
- P-569**
PROGNOSTIC IMPACT OF LYMPH NODE MICROMETASTASIS IN ORAL AND OROPHARYNGEAL SQUAMOUS CELL CARCINOMAS
Dong-Il Sun, Young-Hoon Joo (Republic of Korea)
- P-570**
A NEAR FATAL ANEURYSM OF INTERNAL JUGULAR VEIN IN A PATIENT WITH NEUROFIBROMATOSIS TYPE 1: A RARE CASE OF A LATERAL NECK MASS
Dova S., Stavrakas M., Rachovitsas D., Triaridis S., Markou K. (Greece)
- P-571**
HPV-16 DETECTION IN OROPHARYNX CANCER AND CERVICAL LYMPH NODES: PREVALENCE AND PROGNOSIS
Dufour X., Fouillet B., Agius G., Levillain P., Beby-Defaux A. (France)
- P-572**
ELASTOGRAPHY – A NOVEL DIAGNOSTIC IMAGING TECHNIQUE COMBINED WITH STANDARD SONOGRAPHY IN THE MANAGEMENT OF SALIVARY GLANDS PATHOLOGY
Dumitru M., Anghel I., Costache A., Anghel A. G., Sarafoleanu C. (Romania)



P-573

ADVANCED NECK SQUAMOUS CELL CARCINOMA – CASE REPORT

Durović S., Borilović M., Popovic M. (Montenegro)

P-574

CERVICAL NECROTIZING FASCIITIS: A DESCRIPTIVE, RETROSPECTIVE ANALYSIS OF 59 CASES TREATED AT A SINGLE CENTER

Elander J. V., Nekludov M., Larsson A., Nordlander B., Hydman J. (Sweden)

P-575

LYMPHATIC MALFORMATION

Omar Elhag, Elneel Mohamed (Sudan)

P-576

CARNITINE IS ASSOCIATED WITH FATIGUE FOLLOWING CHEMORADIOTHERAPY FOR HEAD AND NECK CANCER

Endo K., Nakanishi Y., Tsuji A., Kondo S., Wakisaka N., Muro S., Yoshizaki T. (Japan)

P-577

HISTOLOGICAL STUDY OF PLEOMORPHIC ADENOMAS OF MAJOR SALIVARY GLANDS

Enescu A. S., Enescu A., Ciolofan S., Capitanescu A. (Romania)

P-578

IMUNOHISTOCHEMICAL STUDY OF EPITHELIAL-MESENCHYMAL TRANSITION PROCESS IN PLEOMORPHIC ADENOMAS OF SALIVARY GLANDS

Enescu A. S., Enescu A., Ciolofan S., Capitanescu A. (Romania)

P-579

MUCOSAL MELANOMA OF HEAD AND NECK: SURVIVAL RANKS FROM A TERTIARY CENTER

Enver N., Sahin B., Oztürk Sari S., Comoglu S., Polat B., Keles N., Deger K. (Turkey)

P-580

POST RADIOTHERAPY XEROSTOMIA: WHAT CAN PATIENTS EAT?

Espeso A., Ghaly G. A. (United Kingdom)

P-581

TRANSORAL ENDOSCOPIC ULTRASONIC SURGERY (TOUSS): A NEW TRANSORAL ENDOSCOPIC APPROACH FOR LARYNGEAL AND PHARYNGEAL TUMORS

Fernandez-Fernandez M. M., Montes-Jovellar L., Parente P. L., Duque J., Raboso E., Ortega P. (Spain)

P-582

NEGATIVE PRESSURE AS A THERAPEUTIC TOOL FOR WOUNDS IN THE HEAD AND NECK

Fík Z., Štefl M., Chovanec M., Živicová V., Zajíček R., Mrázková H., Plzák J. (Czech Republic)

P-583

COEXISTING GRANULAR CELL TUMOR AND SQUAMOUS CELL CARCINOMA IN THE LARYNX

Fortson J. K., Su R., Pathak K., Patel V. (United States)

P-584

TRACHEOCAROTID FISTULA: A CASE REPORT AND LITERATURE REVIEW

Fortson J., Su R., Marcan G., Patel V. (United States)

P-585

“THE POSITIVE PREDICTIVE VALUE OF THE UK ‘NATIONAL INSTITUTE OF CLINICAL EXCELLENCE’ URGENT HEAD AND NECK CANCER REFERRAL GUIDELINES”

Foxton C. R., Chisholm E. (United Kingdom)

P-586

SLOW BUT FAVORABLE RECOVERY OF SWALLOWING IN ELDERLY HEAD AND NECK CANCER PATIENTS AFTER RECONSTRUCTIVE SURGERY

Fujikawa T., Hatanaka A., Hamahata A., Shirakura S., Okazaki M., Tokumaru T., Yamada M., Saitou T., Beppu T. (Japan)

P-587

FORESTIER'S DISEASE. CASE REPORT AND LITERATURE REVIEW

Fulla M., Lares H., Aristimuño A., Rovira A., Bartel R., Hamdan M., Nogués J., Farré A., Tornero J., Maños M. (Spain)

P-588

CYSTIC LESION OF NASOPHARYNX

Fundová P., Kratochvílová B., Zavázalová Š., Astl J. (Czech Republic)

P-589

SALIVARY FISTULAS FOLLOWING PAROTIDECTOMY: FOLLOW-UP RESULTS

Gál B., Hložková T., Kostřica R., Hložek J., Smilek P., Hanák J., Veselý M. (Czech Republic)

P-590

TRANSNASAL OESOPHAGOSCOPY: IS THERE A ROLE IN THE HEAD & NECK CLINIC?

Garas G., Zahari A., Chaidas K., Young K., De M. (United Kingdom)

P-591

PHOTODYNAMIC THERAPY OF BENIGN MULTIPLE ADENOMATOSIS OF THE THYROID: SEVEN-YEAR MONITORING

Gertsen A. V., Dzhigkaev T. D., Reshetnikov A. V. (Russian Federation)



P-592

POSITIVE PREDICTIVE VALUE OF CLINICAL DIAGNOSIS IN HEAD AND NECK NON-MELANOMA SKIN MALIGNANCY

Ghaly G. A., Stathopoulos P., Sisodia B. H., Harrop C. (United Kingdom)

P-593

UNUSUAL PRESENTATIONS OF HEAD AND NECK LYMPHOMAS

Gokdogan O., Koybasioglu A., Ileri F. (Turkey)

P-594

NEUROFIBROMATOSIS TYPE I – PLEXIFORM NEUROFIBROMA IN THE EAR CANAL AND SKULL BASE: A CASE REPORT

Gomes A., Henriques V., Fernandes A., Moura R., Fernandes F. (Portugal)

P-595

SURGICAL TREATMENT OF CHRONIC PAROTID SIALADENITIS

Goomany A., Waterhouse D., Sood S. (United Kingdom)

P-596

THE IMPORTANCE OF NUTRITIONAL SUPPORT IN THE EVOLUTION OF PATIENTS WITH HEAD AND NECK CANCER AFTER SURGICAL TREATMENT

Grigore R., Popescu B., Popescu C. R., Mirea D., Nicolaescu A., Cristian D. A., Bertesteanu S. V. (Romania)

P-597

A NEW TECHNOLOGICAL APPROACH IN TREATMENT OF HEAD AND NECK TUMORS BY ELECTROCHEMOTHERAPY

Groselj A., Kos B., Cemazar M., Urbancic J., Kragelj G., Bosnjak M., Veberic B., Strojjan P., Miklavcic D., Sersa G. (Slovenia)

P-598

IMMUNOHISTOCHEMICAL EXPRESSION OF ESTROGEN RECEPTORS BETA IN HEAD AND NECK SQUAMOUS CELL CARCINOMA

Grsic K., Ledinsky I., Sitic S., Milkovic M. P., Pastorcic M. G., Sarcevic B. (Croatia)

P-599

MEDICAL TREATMENT OF EAGLE'S SYNDROME (BILATERAL ELONGATED STYLOID PROCESSES): A CASE REPORT

Gunes M., Aytekin A., Kapucu B., Durmaz O., Saglam O., Dursun E. (Turkey)

P-600

PREDICTORS OF PERIOPERATIVE AND POSTOPERATIVE CARDIOVASCULAR EVENTS IN HEAD AND NECK SURGERY

Haapio E., Irijala H., Airaksinen J.K.E., Kinnunen I., Kiviniemi T. (Finland)

P-601

TRANSORAL ROBOTIC SURGERY FOR EARLY HYPOPHARYNGEAL CANCER

Hans S., Hoffmann C., Cornu N., Ménard M., Badoual C., Brasnu D. (France)

P-602

EXTRA NODAL ENT TUBERCULOSIS

Hariga I., Romdhane N., Benghrib I., Kharrat G., Abid W., BH Younes F., Bengamra O., Mbarek C. (Tunisia)

P-603

HARD TO SWALLOW: THE INTRAORAL EXCISION OF A PHARYNGEAL SYNOVIAL SARCOMA

Harries V., Pelsler A. (United Kingdom)

P-604

ROLE OF HEMITHYROIDECTOMY DURING TOTAL LARYNGECTOMY FOR LARYNGEAL CARCINOMA PATIENTS

Hegazy M. A., Abd El Fattah A. A., Hassouna M. S., Hassan O. M. (Egypt)

P-605

PARAPHARYNGEAL SPACE FIBROLIPOMA: A CASE REPORT

Hernandez-Garcia E., Amarillo E., Alvarez J., Granda M., Montojo J., Plaza G. (Spain)

P-606

SALIVARY GLAND MALIGNANT TUMORS: 10 YEARS OF EXPERIENCE

Hernandez-Garcia E., Hernando M., Castillo L., Amarillo E., Plaza G. (Spain)

P-607

THYROID GLAND SONOGRAPHY: FREQUENCY OF INCIDENTAL FINDINGS AND CONSECUTIVE MANAGEMENT

Heřman J., Heřmanová Z., Salzman R., Vomáčka J. (Czech Republic)

P-608

SURGICAL MANAGEMENT OF IATROGENIC FACIAL NERVE PALSY – A NEW SUTURE LESS GRAFTING TECHNIQUE

Honnurappa V. (India)

P-609

REGULATORY GENES IN HN SCC CELL CULTURES

Horakova Z., Binkova H., Kostrica R., Gumulec J., Masarik M. (Czech Republic)

P-610

PREDICTORS OF CLINICAL OUTCOMES OF MULTIPLE NASOGASTRIC TUBE INTUBATED ELDERLY PATIENTS IN A TERTIARY MEDICAL CENTER

Huang C. Y., Kuo P. L., Ho C. Y. (China)



P-611

TRANSYOID APPROACH TO THE EXCISION OF AN OBSTRUCTIVE LINGUAL THYROID OF TONGUE BASE: A SAFE PROCEDURE. REPORT OF TWO CASES

Chala A. I., Gaitan A. (Colombia)

P-612

THE DIFFERENCE BETWEEN PRIMARY METASTATIC AND RECURRENT METASTATIC NASOPHARYNGEAL CARCINOMA

Chee J., Loh K., Lim C. (Singapore)

P-613

USE OF THE DIODE LASER IN TREATMENT OF LARGE OROPHARYNGEAL VENOUS MALFORMATIONS

Cheong C. S., Loh W. S., Loh K. S. (Singapore)

P-614

STUDY OF INDICATIONS AND INTRAOPERATIVE COMPLICATIONS OF TRACHEOSTOMY IN A TERTIARY CARE CENTRE IN EASTERN NEPAL

Chettri S. T., Panthi N., Shah S. P., Sah B. P., Paudel D., Manandhar S. (Nepal)

P-615

POSTERIOR TRIANGLE (LEVEL 5) CERVICAL LYMPHADENOPATHY: MALIGNANT UNTIL PROVEN OTHERWISE?

Cheung L. L., Cunnane M., Pitkin L. J., Mccombe A. (United Kingdom)

P-616

RISK OF VENOUS THROMBOEMBOLISM IN ENT AND HEAD & NECK SURGERY

Chiesa Estomba C. M., Ossa Echeverri C. C., Rivera Schmitz T., Betances Reinoso F. A., Osorio Velasquez A., Santidrian Hidalgo C. (Spain)

P-617

SALVAGE SURGERY FOR CARCINOMA OF THE CERVICAL OESOPHAGUS POST OESOPHAGECTOMY

Chow V. (Hong Kong)

P-618

CRYPTOLYSIS – REDUCING TONSILLECTOMIES BY CONSERVATIVE TREATMENT

Ievina M., Peksis K., Bakulis G., Konuhova S., Rate E., Zbaracka J., Markov Y., Vogt K. (Latvia)

P-619

EFFICTIVE DIAGNOSIS OF REGIONAL METASTASES OF MALIGNANT TUMORS OF HYPOPHARYNX

Ismagulova E. K., Tulebayev R. K., Shagataeva B. A. (Kazakhstan)

P-620

ASSESSMENT OF PREOPERATIVE MRI FOR PREDICTING SURGICAL RISKS OF CAROTID BODY TUMORS

Ito E., Tomita T., Ozawa H., Sekimizu M., Watanabe Y., Hashimoto M., Ogawa K. (Japan)

P-621

SURGICAL THERAPEUTICAL ALTERNATIVES OF HYPOPHARYNGEAL CARCINOMAS AT THE ORL DEPARTMENT OF THE MEDICAL UNIVERSITY IN SZEGED, HUNGARY

Ivan L., Vass G., Majoros V., Czigner J., Rovo L. (Hungary)

P-622

MAMMARY ANALOGUE OF SECRETORY CARCINOMA OF SALIVARY GLANDS – CASE REPORT

Janoušková K., Skálová A., Kovář D., Hrabal P., Astl J. (Czech Republic)

P-623

PREDICTION OF LYMPH NODE METASTASIS BY TUMOR DIMENSION VERSUS TUMOR BIOLOGICAL PROPERTIES IN HEAD AND NECK SQUAMOUS CELL CARCINOMAS

Jeon Yeob Jang, Byung-Woo Yoon, Ji-Hwan Park, Min Ji Kim, Gwanghui Ryu, Nayeon Choi, Young-Hyeh Ko, Han-Sin Jeong (Republic of Korea)

P-624

OUTCOMES OF POST-OPERATIVE RECURRENT ORAL CANCER CASES WHO UNDERWENT SALVAGE OPERATIONS REQUIRED WITH ORAL RECONSTRUCTION

Jinnouchi S., Kaneko K., Takahashi H. (Japan)

P-625

FUNCTIONAL MR IMAGING IN EVALUATION OF HEAD & NECK CANCER: A NONINVASIVE BIOMARKER FOR EVALUATING TUMORS AT MOLECULAR LEVEL

Juvekar S. L., Pai P. S., Kane S. V. (India)

P-626

DIFFUSION WEIGHTED MR IMAGING IN THE EVALUATION OF HEAD AND NECK CANCER: A NON INVASIVE BIOMARKER

Juvekar S. L., Pai P. S., Kane S. V. (India)

P-627

MICRORNA PROFILE IN SITE-SPECIFIC HEAD AND NECK SQUAMOUS CELL CANCER

Kalfert D., Pešta M., Kulda V., Topolčan O., Ryška A., Čelakovský P., Laco J., Ludvíková M. (Czech Republic)

P-628

MAMMARY ANALOGUE SECRETORY CARCINOMA OF PAROTID GLAND – CASE REPORT

Kalivoda I., Jakabovič J., Syrovátka J., Perková H., Baník M. (Czech Republic)



- P-629**
SIMULTANEOUS MULTIFOCAL MALIGNANT METASTATIC DISEASE OF THE HEAD AND NECK: LARGE METASTATIC POLYMORPHOUS LOW GRADE ADENOCARCINOMA AND SQUAMOUS CELL CARCINOMA
Kaltman S., McClure S. (United States)
- P-630**
LEMIERRE'S SYNDROME: THE RETURN OF THE FORGOTTEN DISEASE!
Kanona H., Koukkoullis A., Stimpson P. (United Kingdom)
- P-631**
DIAGNOSTIC UTILITY OF CELL BLOCKS IN THYROID ASPIRATES AT B. P. KOIRALA INSTITUTE OF HEALTH SCIENCES
Karki S., Maharjan K. K., Agarwal M., Chettri S. T. (Nepal)
- P-632**
CONCOMITANT CHEMO-RADIOTHERAPY FOR SQUAMOUS CELL CARCINOMA OF THE TEMPORAL BONE
Katagiri K., Shiga K., Saito D., Ogawa T., Ariga H. (Japan)
- P-633**
CHORDOMA OF THE CERVICAL VERTEBRA – CASE REPORT
Kavaric P., Ljubic V., Boljevic T., Borilovic M. (Montenegro)
- P-634**
MALIGNANT LYMPHOMA OF THE ORAL CAVITY: CLINICOPATHOLOGIC ANALYSIS OF 7 CASES
Kedous S., Cheikh K., Jbali s., Dhambri S., Attia Z., Touati S., Gritli S. (Tunisia)
- P-635**
CAROTID BODY MALIGNANT PARAGANGLIOMA: CASE REPORT
Kedous S., Jbali S., Cheikh K., Dhambri S., Attia Z., Touati S., Gritli S. (Tunisia)
- P-636**
DIFFERENTIATED THYROID CANCER IN GRAVES' DISEASE: A CASE REPORT
Khamassi K., Masmoudi F., Hedhili F., Dimassi H., Bougacha L., Lahiani R., Ben Salah M. (Tunisia)
- P-637**
TEMPORAL BONE MYELOMA: CASE REPORT AND LITERATURE REVIEW
Khamassi K., Masmoudi F., Hedhili F., Dimassi H., Bougacha L., Lahiani R., Ben Salah M. (Tunisia)
- P-638**
INDICATIONS AND COMPLICATIONS OF TONSILLECTOMY: COMPARISON ACCORDING TO AGE GROUP
Kim S. W., Byun Y. S. (Republic of Korea)
- P-639**
EMERGENT TRACHEOSTOMY FOR UPPER AIRWAY STENOSIS –A RETROSPECTIVE STUDY OF 16 CASES-
Kishino T., Goto R., Samukawa Y., Akiyama K., Yonezaki M., Ishii G., Hoshikawa H. (Japan)
- P-640**
TREATMENT OF LARYNGEAL AND HYPOPHARYNGEAL CANCER IN HOSPITAL PARDUBICE
Kotulek M., Pokorny K., Kolářová I., Štuk J., Knížek Z., Hácová M., Vincent O. (Czech Republic)
- P-641**
A RARE CASE OF PRIMARY LYMPHOEPITHELIAL CARCINOMA OF THE PAROTID GLAND
Koukkoullis A., Kanona H., Stimpson P. (United Kingdom)
- P-642**
ECTOPIC HAMARTOMATOUS THYMOMA IN THE NECK
Kusano J., Hattori K., Takahashi Y., Murai N. (Japan)
- P-643**
ROLE OF CANCER STEM CELL IN THE RADIORESISTANT HEAD AND NECK CANCER
Kwak J., Lim S., Kim K., Lee S. (Republic of Korea)
- P-644**
IS HUMAN PAPILLOMA VIRUS (HPV) CAUSATIVE FACTOR IN ORAL CANCER?
Kwon I. J., Kim S. M., Fan H., Cho Y. J., Eo M. Y., Lee S. K. (Republic of Korea)
- P-645**
IMPACT OF INTRAOPERATIVE MONITORING OF CRANIAL NERVE XI ON POSTOPERATIVE SHOULDER MORBIDITY
Lanisnik B., Zargi M., Rodi Z., Zitnik L., Levart P., Cizmarevic B. (Slovenia)
- P-646**
PROSPECTIVE STUDY OF PERIOPERATIVE FACTORS PREDICTING POST-THYROIDECTOMY HYPOCALCEMIA
Lara-Sánchez H., Álvarez R., Martín S., Álvarez C., Gil-Carcedo E., Mayo A., Menéndez M., Cuellar L., Vallejo L. (Spain)
- P-647**
PLEOMORPHIC ADENOMA OF THE SOFT PALATE: TWO CASES REPORT
Lesinskas E., Pliauksta R., Morozaitė E. (Lithuania)



P-648
FUNGAL ABSCESS OF THE PAROTID GLAND AS THE FIRST PRESENTATION OF DIABETES: CASE REPORT AND REVIEW OF THE LITERATURE

Lim P. J., Leong A. C. (Singapore)

P-649
UNUSUAL NASOPHARYNX TUMOURS

Lim R. Q., Yeo S. B. (Singapore)

P-650
PYRIFORM SINUS FISTULA IN ADULTS

Lipari F., Garcia M. D., Fernandez F., Cabuchola E., Marquez I., Alonso D. (Spain)

P-651
PROGNOSTIC FACTORS AFFECTING SURVIVAL IN NASOPHARYNGEAL CANCER TREATED WITH RADICAL CHEMORADIOTHERAPY

Lohynska R., Mrzena L., Malinova B., Jirkovska M., Pasztorova A., Hlavacova A., Kasacova G. (Czech Republic)

P-652
ACCURACY OF PREOPERATIVE COMPUTED TOMOGRAPHY VERSUS ULTRASOUND IN IDENTIFYING METASTATIC CERVICAL LYMPH NODES IN HEAD AND NECK CANCER

Luczewski L. J., Mizera-Nyczak E., Lewandowski A., Majchrzak E., Golusinski P. J., Pienkowski P., Wegner A., Szybiak B., Szewczyk M., Sowka M., Weselik L., Marszalek S., Hauke J., Golusinski W. (Poland)

P-653
COMBINING ULTRASOUND-GUIDED FNAC WITH ELASTOGRAPHY IMPROVES THE SENSITIVITY AND SPECIFICITY IN PRE-OPERATIVE DIAGNOSTICS OF THYROID NODULES AND PREDICTION OF MOLECULAR MARKERS EXPRESSION

Lukáš J. (Czech Republic)

P-654
COMPARISON OF IMMUNOLOGICAL PARAMETERS BETWEEN PATIENTS WITH HPV-ASSOCIATED AND TOBACCO INDUCED HEAD AND NECK SQUAMOUS CELL CARCINOMAS

Lukesova E., Boucek J., Lukes P., Grega M., Klozar J., Salakova M., Tachezy R. (Czech Republic)

P-655
HPV DETECTION IN TONSILLAR SQUAMOUS CELL TYPE CARCINOMAS

Magalhães C., Medeiros R., Oliveira N., Fernandes J., Monteiro E. (Portugal)

P-656
PARANGLIOMAS OF THE HEAD AND NECK: A CLINICAL STUDY OF 9 PATIENTS

Malec K. M., Ryncarz-Lucka A., Cenda P., Gasinski M., Kuchta K., Modrzejewski M., Dobosz P. (Poland)

P-657
ASSESSMENT OF ORAL CANCER AWARENESS IN SCHOOL STUDENTS OF MANGALORE: AN EPIDEMIOLOGICAL STUDY

Manaktala N., Lewis A. J. (India)

P-658
WHAT INFLUENCE THE EVOLUTION AFTER THYROID CARCINOMA SURGERY? 120 CASES' REPORT

Mardassi A., Kharrat G., Mbarek H., Kesraoui I., Halwani C., Mathlouthi N., Mezri S., Zgolli C., Akkari K., Ben Mhamed R., Benzarti S. (Tunisia)

P-659
THERAPEUTIC MANAGEMENT OF PAPILLARY MICROCARCINOMA OF THE THYROID

Marrakchi J., Chahed H., Chiboub D., Kharrat G., Ben Amor M., Zainine R., Beltaief N., Besbes G. (Tunisia)

P-660
ASSESSMENT OF PHYSIOTHERAPY PROGRAMME IN HEAD AND NECK CANCER PATIENTS WITH FACIAL NERVE PARESIS ACCORDING TO THE PIETRUSKI SCALE

Marszalek S., Golusinski P., Pienkowski P., Pazdrowski K., Wegner W., Szybiak B., Luczewski L., Szewczyk M., Majchrzak E., Golusinski W. (Poland)

P-661
DILEMMAS IN MANAGING ORAL CAVITY CARCINOMA-A SINGLE INSTITUTION EXPERIENCE WITH ILLUSTRATION OF FOUR CASES

Mat lazim N., Abdullah B. (Malaysia)

P-662
THE USE OF INTRAOPERATIVE MONITORING FACIAL NERVE IN THE RESECTION OF THE MANDIBULAR OSTEOSARCOMA

Mello-Júnior E. J., Sant'ana E., Yaedú R. Y., Scarpellini C., Carvalho-Reis E. N., Duailibe-De-Deus C. B., Gomes-Ferreira P. H. (Brazil)

P-663
CASE REPORT – SCALP METASTASIS IN ESTHESIONEUROBLASTOMA

Melo A. S., Nobre A. R., Portugal M. E., Branquinho F., Guimarães A. (Portugal)

P-664
MANAGEMENT OF VENOUS ANEURYSM PRESENTING AS A PAINLESS CERVICAL MASS

Menezes Peres M., Barbosa L., Gabriel T., Patarello R., Guimarães A., Freire F. (Portugal)

P-665
OSSIFYING FIBROMYXOID TUMOR: A RARE ENTITY WITH AN ATYPICAL PRESENTATION

Menezes Peres M., Barbosa L., Soares M., Patarello R., Guimarães A., Freire F. (Portugal)



- P-666**
SYNTHETIC POLYAMINE BPA-C8 INHIBITS CONVERSION OF HUMAN DERMAL FIBROBLAST TO MYOFIBROBLASTS AND ESTABLISHMENT OF EXTRACELLULAR MATRIX IN VITRO, A POSSIBLE NEW ROUTE TO THERAPY OF HEAD AND NECK CANCER
Mířková A., Kodet O., Kučera J., Dvořánková B., André S., Koripelly G., Gabius H., Lehn J., Smetana K. (Czech Republic)
- P-667**
COMPLICATIONS IN HEAD AND NECK SURGICAL PATIENTS
Miranda J. D., Monteiro E., Breda E. (Portugal)
- P-668**
EXTRASKELLETAL EWING'S SARCOMA PRESENTING AS A NECK MASS – CASE REPORT
Mírea D., Petrescu Seceleanu V., Safta D., Bertesteanu S. V., Grigore R., Ionescu D. (Romania)
- P-669**
STRATEGIES TO IMPROVE NUTRITIONAL STATUS AND QUALITY OF LIFE IN PATIENTS WITH HEAD AND NECK CANCER DURING RADIOTHERAPY
Mírea D., Safta D., Nitipir C., Barna M., Mírea L. (Romania)
- P-670**
DELIRIUM PREVALENCE AND RELATED RISK FACTORS IN PATIENTS WITH HEAD AND NECK CANCER SURGERY
Mohammadi G., Raofy M., Sadagat K. (Islamic Republic of Iran)
- P-671**
PARATHYROID ADENOMA SURGERY
Nártová E., Laštůvka P., Taudy M., Plzák J., Hahn A., Astl J., Betka J. (Czech Republic)
- P-672**
TREATMENT OF HYPOPHARYNGEAL CANCER STAGE III-IV USING INDUCTION CHEMOTHERAPY
Novozhilova E. (Russian Federation)
- P-673**
SURGICAL MANAGEMENT OF VAGAL PARAGANGLIOMAS IN THE PARAPHARYNGEAL SPACE
Ouenoughi K., Haraoubia M., Mouzali A., Zemirli O. (Algeria)
- P-674**
CERVICAL OSTEOLIPOMA – CASE PRESENTATION AND LITERATURE REVIEW
Palade O. D., Cobzeanu M. D., Ignat A. (Romania)
- P-675**
EXTRA-AXIAL CHORDOMA IN THE NECK- A CASE REPORT
Papadopoulou D., Jones H., Clarke P. (United Kingdom)
- P-676**
DISTINCT PATTERNS OF INTRATUMORAL IMMUNE CELL INFILTRATES IN PATIENTS WITH HPV-ASSOCIATED COMPARED TO NON-VIRALLY INDUCED HEAD AND NECK SQUAMOUS CELL CARCINOMA
Partlová S., Bouček J., Lukešová E., Zábrodský M., Tachezy R., Špíšek R., Fialová A., (Czech Republic)
- P-677**
COMBINED SIALENDOSCOPIC AND EXTERNAL/INTRAORAL APPROACH TO REMOVE LARGE STONES WITH PRESERVATION OF MAJOR SALIVARY GLANDS
Patrucco M., Busto E. (Argentina)
- P-678**
CYSTIC HYGROMA IN AN ADULT – CASE REPORT
Pereira P. R., Duarte C., Costa T. P., Marques M. C., Santos A. R., Pereira A. M. (Portugal)
- P-679**
LATE NASOPHARYNGEAL RADIONECROSIS
Pesántez M. A., Roche M., Zabala J. A., Martín F. J., Ibarguchi M. A., Santaolalla F., Tudela K. (Spain)
- P-680**
INFECTIOUS PSEUDOANEURYSM OF INTERNAL CAROTID ARTERY SECONDARY TO PARAPHARYNGEAL ABSCESS
Pesántez M. A., Roche M., Zabala J. A., Martín F. J., Arizti M., Santaolalla F., García S. (Spain)
- P-681**
PLUNGING RANULA, THEORY AND CASE REPORTS
Planicka M., Kraus J., Vander Poorten V. (Czech Republic)
- P-682**
MALIGNANT LYMPHOMAS OF HEAD AND NECK – REPORT OF 2 CASES
Poenaru M., Balica N., Sarau C., Stefanescu H., Lupescu S., Doros C., Dobre M. (Romania)
- P-683**
TREATMENT OF OROPHARYNGEAL CANCER IN HOSPITAL PARDUBICE
Pokorny K., Kotulek M., Štuk J., Kolářová I., Knížek Z., Vincent O., Hácová M. (Czech Republic)



P-684

VIDEO-ASSISTED RESECTION THROAT CANCER WITH THERMOABLATION

Polyakov A. P., Sevryukov F. E., Ratushnyy M. V., Matorin O. V., Filushin M. M., Vasilev V. N., Rebrikova I. V., Panaseykin Y. A., Babaskina N. V. (Russian Federation)

P-685

MINI INTRUSIVE OPERATIONS AT THE LYMPHADENOPATHY OF THE ANTERO-UPPER MEDIASTINUM

Polyakov A. P., Sevryukov F. E., Ratushnyy M. V., Matorin O. V., Filushin M. M., Vasilev V. N., Rebrikova I. V., Panaseykin Y. A., Babaskina N. V. (Russian Federation)

P-686

PSYCHOLOGICAL IMPLICATIONS OF HEAD AND NECK CANCER SURGERY

Popescu B., Bertesteanu S. V., Grigore R., Paun O., Ionescu R., Nicolaescu A., Popescu C. R. (Romania)

P-687

INFORMED CONSENT FOR CANCER PATIENTS THAT UNDERGO MAJOR HEAD AND NECK SURGERY

Popescu B., Grigore R., Paun O., Nicolaescu A., Ionescu R., Popescu C. R., Bertesteanu S. V. (Romania)

P-688

A CROSS-SECTIONAL VIEW ON THE PRACTICE OF SIALENDOSCOPY

Prasad S., Marchal F. (Switzerland)

P-689

PAROTID DUCT AVULSION DURING SIALENDOSCOPY: AN UNUSUAL COMPLICATION

Prasad S., Marchal F. (Switzerland)

P-690

EFFECTIVENESS OF THYROID SURGERY IN A TERTIARY OTORHINOLARYNGOLOGY DEPARTMENT; THE UNIVERSITY OF CRETE EXPERIENCE

Prokopakis E., Doulaptis M., Kaprana A., Chatzakis N., Velegarakis G. (Greece)

P-691

NECESSITY OF DRAIN PLACEMENT IN SISTRUNK PROCEDURE

Qureshi T. A., Suhail A., Zaidi S. (Pakistan)

P-692

UNUSUAL TUMOR MARKERS RAISE ASSOCIATED WITH TOXOPLASMOSIS, AND TUMOR LOCATED IN HEAD-NECK REGION CAUSE THERAPEUTIC DILEMMAS

Racz T., Major T., Bodrogi J., Szekanez E. (Hungary)

P-693

REMOVING SALIVARY STONES FROM SUBMANDIBULARIS SALIVARY GLANDS WITH THE USING OF SIALOSONO-GRAPHY NAVIGATION

Radzko D., Yadchanka V. (Belarus)

P-694

SQUAMOUS CELL CARCINOMA OF THE EXTERNAL AUDITORY CANAL: A CASE REPORT

Ribeiro Costa N., Monteiro E., Azevedo P., Duarte D. (Portugal)

P-695

EPIDEMIOLOGICAL PROFILE OF ORAL MALIGNANT NEOPLASMS IN 5 YEARS AT A BRAZILIAN CANCER INSTITUTE

Ribeiro Porfirio L. A., Moreira Lima T. F., Ribeiro Porfirio L. K., Ribeiro Porfirio L. N., Da Silva S. P., Da Silva R. R. (Brazil)

P-696

FINE NEEDLE ASPIRATION BIOPSY OF THYROID AT THE INSTITUTE OF ONCOLOGY ALDENORA BELLO-SÃO LUIS-BRAZIL

Ribeiro Porfirio L. A., Silva R. R., Ribeiro Porfirio L. K., Ribeiro Porfirio L. N., Silva S. P. (Brazil)

P-697

THE PREDICTORS OF CERVICAL LYMPH NODE METASTASIS IN SQUAMOUS CELL CARCINOMA OF LARYNX

Rifki D., Dizdar S. K., Akpinar M. E., Coşkun B. U. (Turkey)

P-698

PREVENTION OF OSTEORADIONECROSIS OF THE JAWS IN HEAD AND NECK ONCOLOGY

Riznič M., Borza B., Kizek P., Schwartzová V., Dubinský P., Barilfková G. (Slovakia)

P-699

PREVALENCE OF HUMAN PAPILOMAVIRUS IN LARYNGEAL AND HYPOPHARYNGEAL SQUAMOUS CELL CARCINOMAS IN NORTHERN SPAIN

Rodrigo J. P., Sánchez-Fernández R., Hermsen M. A., Fresno M. F., Brakenhoff R. H., García-Velasco F., Snijders P. J., Heideman D. A., García-Pedrero J. M. (Spain)

P-700

TONSILLECTOMY – POSTOPERATIVE COMPLICATIONS

Rodrigues J. F., Estevão R., Sousa A., Teles R., Henriques V., Gomes A., Gomes P., Mexedo A., Fernandes F. (Portugal)

P-701

CERVICO-PHARYNGEAL CHORDOMA: CLINICAL CASE

Rocha M. F., Sousa A. S., Rodrigues F. N., Soares V. S., Alves A. G., Santos J. M. (Portugal)



- P-702**
TONSILLAR MALIGNANCY IN ADULT PATIENTS WITH PERITONSILLAR ABSCESS: RETROSPECTIVE STUDY OF 275 PATIENTS AND REVIEW OF THE LITERATURE
Rokkjaer M. S., Klug T. E. (Denmark)
- P-703**
SPECIFICITY OF 3 LINGUAL GOITER PATIENTS SURGICAL TREATMENT
Romachishen A. F., Klimshin S. B., Vabalayte K. V. (Russian Federation)
- P-704**
NOT ENOUGH KNOW MOMENTS IN THYROID SURGERY
Romanchishen A. F., Vabalayte K. V. (Russian Federation)
- P-705**
POSTOPERATIVE HYPOPARATHYROIDISM SURGICAL AND MEDICAMENTAL PREVENTION
Romanchishen A. F., Vabalayte K. V., Kim I. Y., Zenkova A. V. (Russian Federation)
- P-706**
BILATERAL EXTRA CRANIAL MENINGIOMA METASTASES TO BOTH PAROTID GLANDS
Sagardoy T., Eimer S., de Roquefeuil E., Fernandez P., Liguoro D., de Monès E. (France)
- P-707**
THE ANATOMY OF THE THYROID CARTILAGE AND THE CRICOTHYROID MEMBRANE
Sagiv D., Eyal A., Mansour J., Primov A., Wolf M. (Israel)
- P-708**
ANNEXIN A9 AND A10 EXPRESSION IN HEAD AND NECK SQUAMOUS CELL CARCINOMA
Salom M. C., Rodrigo J. P., García J., Pacheco E. R., García F., Rivas F. J. (Spain)
- P-709**
CONTACT ENDOSCOPY, A NON-INVASIVE TECHNIQUE, AS A COMPLEMENTAL TOOL IN THE DAILY CLINIC FOR DIAGNOSIS AND FOLLOW UP OF ORAL CANCER
Santos A., Galrito M., Barona T., Rodrigues T., Varandas J., Subtil J., Salvado F., Macor C. (Portugal)
- P-710**
UPPER AERODIGESTIVE OBSTRUCTION AFTER RUPTURE OF A MYCOTIC PSEUDOANEURYSM OF THE INTERNAL CAROTID ARTERY
Sarrió Solera P., Iglesias Moreno M. C., Martín Conejero A., López Salcedo M. A., Roán Roán J. M., Poch Broto J. (Spain)
- P-711**
SERUM LEVEL OF INTERLEUKIN-6 IN PATIENTS WITH ORAL TONGUE SQUAMOUS CELL CARCINOMA
Shahidi N., Lotfi A., Notash R., Estakhri R. (Islamic Republic of Iran)
- P-712**
THE ROLE OF CYCLIN D1 AS A POSSIBLE PROGNOSTIC MARKER FOR PAPILLARY THYROID CARCINOMA; A HISTOPATHOLOGICAL AND IMMUNOHISTOCHEMICAL STUDY
Shama M. A., Hafez M. H., Elsheikh S. A., Darweesh M. F., Khattab H. M. (Egypt)
- P-713**
ULTRA-SMALL SUPER-PARAMAGNETIC IRON OXIDE MEDIATED MAGNETIC HYPERTHERMIA IN TREATMENT OF NECK LYMPH NODE METASTASIS IN RABBIT PYRIFORM SINUS VX2 CARCINOMA
Shen N., Wang P., Xie X. F., Wang J., Shi Y., Lv W. Q., Huang X. S. (China)
- P-714**
WHEN CAN PATIENTS WITH ACUTE SUPRAGLOTTITIS BE TRANSFERRED FROM THE INTENSIVE CARE UNIT TO THE WARD?
Sichel J. Y., Shaul C., Attal P., Peleg U. (Israel)
- P-715**
TRANSORAL ROBOTIC SURGERY (TORS) IN OTORHINOLARYNGOLOGY, HEAD AND NECK SURGERY AND ITS INDICATION IN CZECH REPUBLIC
Sláma K. (Czech Republic)
- P-716**
RECURRENT PAROTITIS AFTER MONOCLONAL ANTIBODY TREATMENT FOR MULTIPLE SCLEROSIS, A CASE REPORT
Soares M. T., Barbosa L., Adónis C., Garanito L., Timóteo A., Henriques P., Freire F. (Portugal)
- P-717**
INTRAOPERATIVE DETERMINATION OF THE PARATHYROID HORMONE IN PRIMARY HYPERPARATHYROIDISM: EXPERIENCE OF AN ONCOLOGY REFERRAL CENTER
Soares M. T., Santos R., Henriques P., Hebe A., Oliveira L., Montalvão P., Magalhães M. (Portugal)
- P-718**
NUTRITIONAL ASSESSMENT IN HEAD AND NECK CANCER
Soler-Lluch E., Gil-Calero M., Teba-Luque J., Gundin-Rivas G., Pastor-Basterra I., Mansilla-Gonzalez T. (Spain)
- P-719**
EPIDEMIOLOGY OF SIALOLITHIASIS IN OUR ENT DEPARTMENT
Stamkopoulou P. I., Avramopoulou E. K., Kioutsouki A. G., Kontoes I. P., Gerostergiou E. A. (Greece)



P-720

UNUSUAL CLINICAL BEHAVIOR OF THE PATIENT WITH HPV RELATED OROPHARYNGEAL SQUAMOUS CELL CARCINOMA: CASE REPORT

Stefanicka P., Ligacova A., Boljesikova E., Gal V., Hanzelova J., Profant M. (Slovakia)

P-721

THE STUDY OF DOCETAXEL INDUCED ORAL SQUAMOUS CELL CARCINOMA APOPTOSIS VIA JNK REGULATED MITOCHONDRIAL PATHWAYS

Su Chin-Chuan, Chen Mu-Kuan, Lai Chih-Ho, Huang Chun-Fa, Fang Kai-Min, Chen Ya-Wen (Republic of China)

P-722

SUPRAGLOTTIC HEMIPHARYNGO-LARYNGECTOMY AS A FUNCTION SPARING SURGICAL METHOD FOR T1-2 CANCER OF THE PIRIFORM SINUS

Szabó D., Csanády M., Rovó L. (Hungary)

P-723

COMPARISON OF THE X-RAY SIALOGRAPHY, ULTRASOUND AND SIALENDOSCOPY RESULTS IN BENIGN SALIVARY GLAND OBSTRUCTION DIAGNOSTICS

Štrympl P., Staníková L., Jonszta T., Matoušek P., Pniak T., Tomášková H., Komínek P. (Czech Republic)

P-724

SIALENDOSCOPY IN DIAGNOSTICS AND TREATMENT OF SUBMANDIBULAR SALIVARY GLAND SIALOLITHIASIS

Štrympl P., Staníková L., Matoušek P., Pniak T., Komínek P. (Czech Republic)

P-725

PAROTID GLAND TUMORS HISTOPATHOLOGY BASED IN OUR EXPERIENCE

Tacoronte Perez L., Luis Hernandez J., Benet Muñoz S., Rodriguez Sanchez R., Nuñez Carrasco V., Fernandez Belda R., de Serdio Arias J. L., Artazkoz del Toro J. J. (Spain)

P-726

THE TRANSCRIPTION FACTOR SOX-4 ENHANCED TUMOR INVASIVENESS IN HUMAN HYPOPHARYNGEAL SQUAMOUS CELL CARCINOMA

Tae Mi Yoon, Sun-Ae Kim, Sang Chul Lim (Republic of Korea)

P-727

EPITHELIAL TUMORS OF THE SUBMANDIBULAR GLAND: A 20-YEAR EXPERIENCE

Taglietti V., Lombardi D., Nicolai P. (Italy)

P-728

ANALYSIS OF RETROPHARYNGEAL LYMPH NODE METASTASIS IN HYPOPHARYNGEAL CANCER

Takano A., Ishimaru K., Takahashi H. (Japan)

P-729

MORPHOLOGICAL PECULIARITIES IN THYROID CANCER IN MEN

Tarnarutcaia R. V., Tibirna G. A., Iacovleva I. A., Tibirna A. G., Clipca A. I. (Moldova)

P-730

METASTATIC FOLLICULAR THYROID CARCINOMA MASQUERADING AS OLFATORY NEUROBLASTOMA: WITH SKULL-BASE, CRANIUM, PARANASAL SINUS, LUNG, AND DIFFUSE BONE METASTASES

Taskin U., Altınay S., Aydın S., Oktay M. F., Ozen A. (Turkey)

P-731

AVASCULAR NECROSIS OF THE MAXILLA

Teemul T. A., Patel R., Russell J. L. (United Kingdom)

P-732

SURGICAL TACTICS OF THYROID CANCER FOCUSED IN THE CERVICAL Lymph NODES

Tibirna Andrei Gheorghe Tibirna, Adrian Clipca, Rodica Tarnarutcaia, Alexandru Postolache (Moldova)

P-733

PRELIMINARY RESULTS OF THE COMPLEX TREATMENT OF PATIENTS WITH CANCER OF THE ORAL MUCOSA

Tibirna G. A., Clipca A. I., Darii V. A., Ciorici V. A., Tibirna A. G., Postolache A. D., Marandiuc A. S., Doruc A. S., Cojcoaru C. D., Tarnarutcaia R. V., Clipca I. I. (Moldova)

P-734

HEAD AND NECK CANCER DETECTION IN UK: THE EFFICACY OF THE 2-WEEK-WAIT REFERRAL PATHWAY

Tikka T., Pracy P., Paleri V. (United Kingdom)

P-735

DETECTING LOCAL RECURRENCE IN NASOPHARYNGEAL CARCINOMA BY EBV DNA LEVEL IN NASOPHARYNX OBTAINED BY USING TRANSORAL BRUSH BIOPSIES – A PILOT STUDY

Tsang R. K., Ng R. H., Chan J. Y. (Hong Kong)

P-736

SALIVARY DUCT CARCINOMA: A RARE SALIVARY GLAND MALIGNANCY

Tsiropoulos G., Psillas G., Lako F., Rachovitsas D., Rova K., Bobos M., Markou K. (Greece)



P-737

THYROID DYSFUNCTION AFTER INTRA-ARTERIAL CHEMOTHERAPY FOR HYPOPHARYNGEAL AND LARYNGEAL CANCER

Ueno H., Endo K., Masatani T., Tsuji A., Kondo S., Wakisaka N., Muroso S., Yoshizaki T. (Japan)

P-738

CERVICAL SUBCUTANEOUS EMPHYSEMA FOLLOWING DIAGNOSTIC COLONOSCOPY

Ulus S., Dandin O., Peker S., Bozkurt Y., Tihan D., Karakas D., Hazer B., Duman U. (Turkey)

P-739

NBI AND SPIES IN NON INVASIVE DIAGNOSTIC OF HEAD AND NECK PATHOLOGY

Urbancic J., Sifrer R. (Slovenia)

P-740

PRIMARY MUCINOUS CARCINOMA OF THE THYROID GLAND – EXTREMELY RARE AND AGGRESSIVE THYROID MALIGNANCY. THE CASE REPORT

Urbánková P., Krpenský A., Hložek J. (Czech Republic)

P-741

REHABILITATION OF PATIENTS WITH TUMORS OF PARANASAL SINUSES WITH IMPLANT RETAINED PROSTHESES

Ureche V., Ťibírná G., Lupan I. (Moldova)

P-742

EBV ASSOCIATED NASOPHARYNGEAL LYMPHOID PROLIFERATION IN AN HIV POSITIVE INDIVIDUAL: A CASE REPORT AND REVIEW OF LITERATURE

Vadathu A. C., Srinivasan R., Choudhury N. (United Kingdom)

P-743

MINIMALLY INVASIVE OPEN HORIZONTAL LATERAL THYROIDECTOMY- THOMAS' TECHNIQUE BASED ON 3 D DIGITAL INTERACTIVE ANATOMY FOR MINIMISING COMPLICATIONS IN PAPILLARY CANCER THYROID WITH LYMPHADENOPATHY

Varughese T. (India)

P-744

PAINLESS, REPRODUCIBLE, REVERSIBLE FLOOR OF MOUTH HERNIATION: WHAT'S IN THERE?

Vasanthan S., Jackson B., Han S., Shakeel M., Ahmad Z. (New Zealand)

P-745

ANALYSIS OF FACTORS PREDICTING POSITIVE SENTINEL NODE BIOPSY IN 58 CASES OF T1-2 ORAL CAVITY SCC

Vigili M. G., Tartaglione G., Marani C., Natale M. E. (Italy)

P-746

PILOMATRICOMA OF THE HEAD AND NECK – CASE REPORT

Wang T., Huang K., Liao H., Chen C., Wu C. (Republic of China)

P-747

COMPLEX TREATMENT OF PATIENTS AFTER RESECTION OF MANDIBULAR CANCER

Yakimenko I. I., Drobyshv A. Y., Ermolin D. V., Fedenko I. A. (Russian Federation)

P-748

ALVEOLAR SOFT PART SARCOMA PRESENTING WITH NASAL OBSTRUCTION

Yaprak N., Toru S., Ozbudak I., Güney K. (Turkey)

P-749

THE INITIAL RESULTS OF SIALENDOSCOPY USING FOR DIAGNOSTIC AND TREATMENT OF SALIVARY GLANDS DISEASES

Yaremenko A. I., Matina V. N., Serova A. Y. (Russian Federation)

P-750

USE OF REVISION LASER CORDECTOMY FOR SALVAGE TREATMENT STRATEGY IN PATIENT WITH RECURRED EARLY GLOTTIC CANCER AFTER LASER CORDECTOMY

Yoo S. H., Kim J. W., Lee S. W., Lee Y. S., Roh J. L., Choi S. H., Kim S. Y., Nam S. Y. (Republic of Korea)

P-751

ORBITAL METASTASIS AS THE PRIMARY PRESENTATION OF NASOPHARYNGEAL CARCINOMA: A RARE CLINICAL ENTITY

Yoon B., Shin S., Hong S., Cho K. (Republic of Korea)

P-752

HEAD AND NECK SQUAMOUS CANCER STEM CELLS AND METASTASIS IN VITRO AND IN VIVO

Young-Hoon Joo, Dong-Il Sun (Republic of Korea)

P-753

EMERGING ROLE OF DISTINCT CONSTITUENTS OF THE EXTRACELLULAR MATRIX IN HEAD AND NECK SPINOCELLULAR CARCINOMAS: CASE STUDY ON TENASCIN AND GALECTIN-1

Živicová V., Strnad H., Kolář M., Smetana K., Dvořánková B., Gabius H. J., Fík Z. (Czech Republic)



Topic: Facial Plastic and Reconstructive Surgery

P-754

CONCURRENT CORRECTION OF SADDLE NOSE DEFORMITY DURING SEPTOPLASTY

Ahn B.H. (Republic of Korea)

P-755

CERVICOFACIAL AND CERVICOTHORACIC ROTATION FLAPS IN HEAD AND NECK RECONSTRUCTION

Almaši M., Bulková B., Feciskanin P., Stecová D. (Slovakia)

P-756

PAVILION PLASTY USING SEPTAL CARTILAGE GRAFT IN PARTIAL AMPUTATION OF THE EAR

Brahem H., Dimassi H., Nefzaoui S., Chebbi G., Mardassi A., Naija S., Halwani C., Mezri S., Zgolli C., Mathlouthi N., Ben M'hamed R., Akkari K., Benzarti S. (Tunisia)

P-757

ISLAND FLAP IN A PATIENT WITH SQUAMOUS CELL CANCER OF THE NASAL PYRAMID

Calenti C., Tassoni A., Panichi S., Ciabattóni A. (Italy)

P-758

REDEFINEMENT OF THE SEPTAL L-STRUT

Dong-Chang Lee, Jung-Seob Lee, Dong-Woo Cho, Sung Won Kim (Republic of Korea)

P-759

USE OF BOTULINUM TOXIN (BOTOX) IN FACIAL NERVE PALSY

García López I., Pinacho Martínez P., López Delgado I., Scola Pliego E., Martín Oviedo C. (Spain)

P-760

THE MIDDLE NASAL VAULT DEFORMITY ; MANAGEMENT BY SPREADER GRAFTS AND SPREADER FLAPS

Ghiasi S. (Islamic Republic of Iran)

P-761

PROBLEMS IN SEPTAL EXTENSION GRAFTS FOR NASAL TIP PLASTY IN ASIANS

Choi J. (Republic of Korea)

P-762

FUNCTIONAL AND QUALITY OF LIFE OUTCOMES ASSOCIATED WITH FREE JEJUNAL FLAP FOR PHARYNGEAL RECONSTRUCTION

Chow V. (Hong Kong)

P-763

MICROSURGICAL RECONSTRUCTION IN REHABILITATION OF PATIENTS WITH TUMORS OF HEAD AND NECK

Kaprin A. D., Polyakov A. P., Reshetov I. V., Kravtsov S. A., Matorin O. V., Ratushnyy M. V., Philiyshin M. M., Vasiliev V. N., Rebrikova I. V., Panaseykin Y. A. (Russian Federation)

P-764

THE ACUTE PAIN SYNDROME AT MEN AND WOMEN AFTER A SEPTOPLASTY

Kastyro I. V., Drozdova G. A., Popadyuk V. I., Kluchnikova O. S., Sirotkin E. O., Polyakov Y. Y. (Russian Federation)

P-765

THE IMPROVING METHOD OF VOICE RECONSTRUCTION WITH A FREE ILEOCOLIC AUTOGRAFT AFTER LARYNGOPHARYNGECTOMY

Katsura H. (Japan)

P-766

RECONSTRUCTION OF THE AURICULAR DEFECT AFTER EXCISION OF VERRUCOUS CARCINOMA: CASE REPORT

Kim H. B., Lee H. S., Park K. H., Oh J. H. (Republic of Korea)

P-767

FREE-STYLE LOCAL PERFORATOR FLAPS IN THE FACIAL RECONSTRUCTION

Kwon H., Kim D. H., Jung S. N., Lee J. Y. (Republic of Korea)

P-768

REPLACEMENT OF SOFT TISSUE LOSS OF ONCOLOGIC ORIGIN IN THE NECK WITH BIPEDICLED DIEP (DEEP INFERIOR EPIGASTRIC PERFORATOR FLAP)

Oberna F., Tizedes G., Sass T., Sántha B., Tóth I. (Hungary)

P-769

PICO2 MONITORING OF TRANSFERRED JEJUNUM PERFUSION USING AN AIR TONOMETRY TECHNIQUE AFTER HYPOPHARYNGEAL CANCER SURGERY

Ozawa H., Imanishi Y., Ito F., Watanabe Y., Kato T., Nameki H., Isobe K., Ogawa K. (Japan)

P-770

OUR EXPERIENCES WITH COMBINED RECONSTRUCTION AFTER EXTENSIVE RESECTIONS

Pejčoch R., Šteffl M., Trnka A., Kempny T. (Czech Republic)

P-771

RETROSPECTIVE STUDY: MICROVASCULAR FREE FLAPS USAGE AFTER RADICAL SURGICAL TREATMENT OF EXTENSIVE HEAD AND NECK TUMORS IN ENT CLINIC, ST. ANNE UNIVERSITY HOSPITAL, BRNO, IN YEARS 2000-2014

Sádovská K., Binková H., Horáková Z., Kostřica R., Hložek J., Veselý J., Stupka I. (Czech Republic)



P-772
RECONSTRUCTION AFTER PHARYNGO-LARYNGECTOMY WITH TOTAL ESOPHAGECTOMY USING GASTRIC PULL-UP COMBINED WITH FREE JEJUNAL GRAFT
Sakaguchi K. (Japan)

P-773
THE USE OF SUPRACLAVICULAR FLAP IN HEAD AND NECK RECONSTRUCTION
Sánchez F., Delgado B., Barberá R., Lloris A., Souviron R., Mora E., Cobeta I. (Spain)

P-774
FACIAL ARTERY MUSCULOMUCOSAL FLAPS: AN OLD FRONTIER REVISITED
Teemul T. A., Patel R. (United Kingdom)

P-775
PERCUTANEOUS OSTEOTOMY IN RHINOPLASTY
Ural A. (Turkey)

P-776
INTEREST OF DOUBLE VENOUS ANASTOMOSIS IN HEAD AND NECK FREE FLAP RECONSTRUCTION: A META-ANALYSIS
Vergez S., De Bonnecaze G., Somda S., Vaïrel B., Grolleau J. L., Chaput B. (France)

P-777
SURGERY IN PATIENTS WITH NASAL TIP PTOSIS AND NASAL OBSTRUCTION
Zabolotnyi D., Zinchenko D., Zabolotna D., Gaiduk V., Peleshenko N. (Ukraine)

P-778
SUBSTITUTION METHODS BY DISPLACED FLAPS FOR SOFT TISSUE DEFECTS WITH PENETRATION INTO THE ORAL CAVITY
Zaderenko I. A., Azizyan R. I., Alieva S. B., Tsiklauri V. T., Ilkayev K. D., Shikiev R. Z. (Russian Federation)

P-779
COPYRIGHT REPLACEMENT METHODS FOR COMBINED THROUGH SOFT TISSUE DEFECTS PENETRATING INTO THE ORAL CAVITY BY DISPLACED FLAPS
Zaderenko I. A., Azizyan R. I., Alieva S. B., Tsiklauri V. T., Ilkayev K. D., Shikiev R. Z. (Russian Federation)

Topic: Pediatric Otolaryngology

P-780
IS POST-TONSILLECTOMY HAEMORRHAGE LOWER IN PAEDIATRIC COBLATION TONSILLECTOMY?
Abelardo E., Ramachandran K., James C., Howarth A. (United Kingdom)

P-781
LESS POSTOPERATIVE PAIN AND SHORTER OPERATING TIME IN PEDIATRIC TONSILLECTOMY VIA COBLATION THAN CONVENTIONAL ELECTRO-CAUTERIZATION
Ahn J., Choi K., Han D., Rhee C. (Republic of Korea)

P-782
LARYNGEAL CYST IN INFANCE: APPEARANCES CAN BE DECEIVING
Alekseeva L., Pavlov P., Zakharova M. (Russian Federation)

P-783
ORBITAL EBV B-CELL LYMPHOMA PRESENTING AS COMPLICATED SINONASAL INFECTION: CHALLENGES IN DIAGNOSIS AND TREATMENT APPROACH
Amir I. L., Anderson M., Starritt N. (United Kingdom)

P-784
SOME ASPECTS OF COCHLEAR IMPLANTATION IN CHILDREN
Amonov A. S. (Uzbekistan)

P-785
HASNER VALVE FENESTRATION – A SIMPLER ALTERNATIVE TO ENDOSCOPIC DACRYOCYSTORHINOSTOMY IN TREATING PERSISTENT EPIPHORA IN CHILDREN
Araújo J., Jardim A., Subtil J., Matos T., Saraiva J. (Portugal)

P-786
DIFFERENCE IN OPERATIVE AND POSTOPERATIVE OUTCOME AT PATIENTS UNDERWENT TONSILLECTOMY AND TONSILLOIDENOIDECTOMY WITH USE OF ULTRASONIC HARMONIC SCALPEL AND CONVENTIONAL COLD SURGERY DISSECTION
Atanasova N., Stoimenov D., Karaivanov G., Stojceska V., Mihajlovska-Shulevska I. (Macedonia)

P-787
COMPLEX APPROACH OF GIANT CERVICAL LYMPHANGIOMA IN NEWBORN
Barbosa L. A., Durão C., Guimarães A., Freire F. (Portugal)

P-788
AIR-WAY FOREIGN BODY IN CHILDREN: UP-DATE ABOUT DIAGNOSIS, OPERATIVE AND POST-OPERATIVE MANAGEMENT
Carta F., Puxeddu R. (Italy)



P-789

VOCAL NODULES IN SCHOOL AGE CHILDREN

Coelho J., Ramos D., Ribeiro D., Monteiro I., Paiva A. (Portugal)

P-790

MIDDLE EAR PATHOLOGY DURING ACUTE RESPIRATORY TRACT INFECTIONS IN CHILDREN

Constantinescu O., Postelnicu V., Oproiu G., Manea C. (Romania)

P-791

LINGUAL THYROGLOSSAL DUCT CYST PRESENTING WITH STRIDOR AND CYANOSIS IN A NEWBORN

Côrte F. C., Júlio S., Spratley J., Santos M. (Portugal)

P-792

COIMBRA'S EXPERIENCE IN PEDIATRIC COCHLEAR IMPLANTATION

Cunha Ribeiro D., Moura J., Silva L., Quadros J., Bastos J., Maricato F., Ribeiro C., Paiva A. (Portugal)

P-793

AUDIT ON TONGUE TIE MANAGEMENT AT GLANGWILI GENERAL HOSPITAL

Daoud M., Abelardo E., Howarth A. (United Kingdom)

P-794

DAY CASE ADENOIDECTOMY IS IT SAFE IN RURAL ENVIRONMENT?

Daoud M., Ramachandran K., Thomas M. A. (United Kingdom)

P-795

HEMORRHAGE FOLLOWING COBLATION ADENOTONSILLECTOMY: OUR EXPERIENCE

Daza Guerrero M. J., Dominguez Ovejas S., Hernandez Calvín F. J., Ruiz Escudero C. (Spain)

P-796

PEDIATRIC MANDIBULAR FRACTURES

Erdur O., Elsurer C., Kibar E., Bozkurt M. K., Colpan B., Ozturk K., Yuca K. (Turkey)

P-797

TREATMENT OF MANDIBLE FRACTURE OF A 2-YEAR-OLD CHILD WITH MINIMAL INVASIVE TECHNIQUE: A CASE REPORT

Erdur O., Erdur E. A., Elsurer C., Demir E., Yuca K., Ozturk K. (Turkey)

P-798

OUT-PATIENT TONGUE-TIE DIVISION PROCEDURES: PARENTAL SATISFACTION OUTCOME

Espeso A., Ghaly G. A., Toynton S. C. (United Kingdom)

P-799

AGE TRENDS OF PATIENTS UNDERGOING ADENOIDECTOMY

Eung Jung Lee, Ji-Hoon Kim, Kyung-Su Kim (Republic of Korea)

P-800

PAEDIATRIC TYMPANOPLASTY: THE FERNANDO FONSECA HOSPITAL EXPERIENCE

Gabriel T. S., Moura I. M., Motta S. D., Rêgo J. P., Freire F. M. (Portugal)

P-801

CASE REPORT: ISOLATION OF ALLOIOCOCCUS OTITIS IN ACUTE MASTOIDITIS AND SUBPERIOSTEAL ABSCESS IN TWO YEAR OLD CHILD

Gonçalves G. Z., Dell'Aringa A. R., Delalibera D., Okada B. R., Reis M. G., Mota R. L., Marim R. G. (Brazil)

P-802

OTITIS MEDIA WITH EFFUSION – THE PROBLEM OF RECOGNITION

Hadzic E., Sarajlic Z., Volic A., Becirovic M., Setic-Avdagic I. (Bosnia and Herzegovina)

P-803

EVALUATION OF STRESS AND PSYCHOLOGICAL HARDINESS IN PARENTS OF CHILDREN WITH COCHLEAR IMPLANT

Haraoubia L., Ouennoughi K., Haraoubia M. S., Zemirli O. (Algeria)

P-804

MANAGEMENT OF SENSORINEURAL HEARING LOSS IN CHILDREN

Chiaburu A., Ababii I., Maniuc M., Chiaburu D. (Moldova)

P-805

EVALUATION AND MANAGEMENT OF ANTRORACHOANAL POLYPS IN CHILDREN

Iovanescu G., Anglitoiu A., Horhat D., Marin K., Popa R., Gidea D. (Romania)

P-806

SUPRAGLOTTOPLASTY IN CHILD WITH LARYNGOMALACIA CAUSING INTUBATION DIFFICULTIES

Jančatová D., Zeleník K., Komínek P. (Czech Republic)

P-807

OTITIC HYDROCEPHALUS ASSOCIATED WITH PEDIATRIC OTOGENIC LATERAL SINUS THROMBOSIS

Júlio S., Marques P., Côrte F., Faria O., Sampaio M., Cardoso E., Santos M. (Portugal)



- P-808**
INTRANASAL APPLICATION OF LACTOBACILLUS ACIDOPHILUS IN CHILDREN
Jurovcik M., Borsky J., Koleskova D., Cerny M., Nyc O., Salakova A., Drab V., Rada V. (Czech Republic)
- P-809**
EPIDURAL FRONTAL EMPYEMA AS A COMPLICATION OF RESOLVING PERIORBITAL CELLULITIS
Kamel U. F., Farris C. (United Kingdom)
- P-810**
GIANT ORAL CAVITY TERATOMA OF A PREMATURE NEWBORN
Katra R., Hubáček M., Biskupová V., Švihovec P., Skřivan J. (Czech Republic)
- P-811**
TREACHER-COLLINS SYNDROME: A REPORT OF TWO CASES
Khamassi K., Masmoudi F., Hedhili F., Dimassi H., Bougacha L., Lahiani R., Ben Salah M. (Tunisia)
- P-812**
CONGENITAL MUSCULAR TORTICOLLIS
Konečná E., Jurovcík M., Černá L., Groh D., Skřivan J., Kynčl M. (Czech Republic)
- P-813**
TREATMENT OF CHILDREN WITH TERATOMAS OF THE UPPER RESPIRATORY TRACT
Kosakovskiy A. L., Kosakivska I. A., Molochek Y. A. (Ukraine)
- P-814**
GRISEL'S SYNDROME COMPLICATING ADENOIDECTOMY IN A CASE OF CRANIOSYNOSTOSIS WITH MALFORMED SKULL BASE BUT NO VERTEBRAL ANOMALIES
Kourelis K., Haronis V., Tsiakou M., Mourtzouchos K., Asimakopoulos A. (Greece)
- P-815**
INCIDENCE OF CHRONIC HYPERTROPHIC PHARYNGITIS IN CHILDREN WITH PHARYNGEAL LYMPHOID TISSUE RING PATHOLOGY
Kryukov A. I., Kunelskaya N. L., Ivoylov A. Y., Arkhangelskaya I. I., Yanovsky V. V., Rynkov D. A. (Russian Federation)
- P-816**
SCREENING METHOD FOR DIAGNOSIS OF OBSTRUCTIVE SLEEP APNEA IN CHILDREN WITH PATHOLOGY OF PHARYNGEAL LYMPHOID TISSUE RING
Kryukov A. I., Kunelskaya N. L., Ivoylov A. Y., Tardov M. V., Arkhangelskaya I. I. (Russian Federation)
- P-817**
PRECLINICAL DIAGNOSIS OF CARDIOVASCULAR SYSTEM DISEASES IN CHILDREN WITH CHRONIC TONSILLITIS
Kryukov A. I., Kunelskaya N. L., Ivoylov A. Y., Kulagina M. I., Morozova N. A. (Russian Federation)
- P-818**
EFFECT OF MICROBIAL FLORA ON THE COURSE OF CHRONIC SUPPURATIVE OTITIS MEDIA IN CHILDREN
Kryukov A. I., Kunelskaya N. L., Ivoylov A. Y., Pakina V. R., Yanovsky V. V., Garova E. E. (Russian Federation)
- P-819**
ELIMINATION THERAPY IN TREATMENT OF CHILDREN WITH CHRONIC ADENOIDITIS ACUTE EXACERBATIONS
Kryukov A. I., Kunelskaya N. L., Ivoylov A. Y., Yanovsky V. V., Machulin A. I., Pavlikova E. V. (Russian Federation)
- P-820**
AN AUDIT OF THE RISKS LISTED ON TONSILLECTOMY CONSENT FORMS-ARE WE INFORMING PATIENTS FULLY ABOUT RISKS?
Kuet M., McRae A. (United Kingdom)
- P-821**
DISTURBANCE OF HEARING AT CHILDREN WITH CLEFT PALATE
Kulic M., Dobrota Davidovi N., Jovanovic Simic N., Otasevic J. (Bosnia and Herzegovina)
- P-822**
A RARE PEDIATRIC VARIANT OF ORGANIZED HEMATOMA IN THE MAXILLARY SINUS
Kwon I. J., Kim S. M., Fan H., Cho Y. J., Eo M. Y., Lee S. K. (Republic of Korea)
- P-823**
ADENOIDECTOMY AND TONSILLOTOMY AS A SURGICAL TREATMENT OF OSAS IN CHILDREN
Ljubic V. R., Kavacic P. S., Micovic I., Ljubic D. Z. (Montenegro)
- P-824**
DOES THIS CHILD HAVE A VESTIBULAR SCHWANNOMA?
Lowy A., Aristegui M. A., Arangué G., Garcia-Leal R. (Spain)
- P-825**
A CASE OF UNTREATED MIDLINE CERVICAL CLEFT ASSOCIATED WITH CONGENITAL HEART DEFECT
Macaj M., Jovankovicova A. (Slovakia)
- P-826**
TONSILLECTOMY WITH OR WITHOUT ADENOIDECTOMY IN OVERWEIGHT OR OBESE CHILDREN WITH SLEEP-DISORDERED BREATHING
Machado A. M., Simões J. F., Laffont J. T., Tomé P. A., Paiva A. D. (Portugal)



P-827

PATHOHISTOLOGICAL ASPECT OF TONSILAR PROBLEMS

Majstorovic S. D., Majstorovic N. D., Savic P. (Serbia)

P-828

OPTIMIZATION OF SURGICAL TREATMENT OF CHRONIC RHINOSINUSITIS IN CHILDREN

Maniuc M., Ababii P., Chirtoca D. (Moldova)

P-829

THE TREATMENT OF CHRONIC AND RECURRENT RHINOSINUSITIS IN CHILDREN

Maniuc M., Ababii P., Chirtoca D. (Moldova)

P-830

EPIDEMIOLOGY OF CONGENITAL HEARING IMPAIRMENT RELATED TO GJB2 GENE

Markova T., Polyakov A., Chibisova S., Lalayants M., Bliznets E., Tavartkiladze G. (Russian Federation)

P-831

MISDIAGNOSIS OF LYMPHANGIOMA IN THE REGION OF PAROTID GLAND – PEDIATRIC CASE REPORT

Masakova M., Jovankovicova A., Stanik R. (Slovakia)

P-832

PROPOSED CLASSIFICATION SYSTEM FOR POST-TONSILLECTOMY HAEMORRHAGE

McIntyre C. J., Allen J. L., Jones H. A., Joseph T. H. (United Kingdom)

P-833

CONGENITAL CYTOMEGALOVIRUS INFECTION: A LEADING CAUSE OF SENSORINEURAL HEARING LOSS

Menezes Peres M., Barbosa L., Guimarães A., Freire F. (Portugal)

P-834

INFLUENCE OF HEARING THRESHOLDS IN THE IMPLANTED AND THE NON-IMPLANTED EAR ON AUDITORY PERCEPTION IN CHILDREN WITH BIMODAL STIMULATION

Mikic B., Jotic A., Nikolic-Mikic M., Ostojic S., Arsovic N., Miric D. (Serbia)

P-835

CORROSIVE ESOPHAGEAL BURNS IN PEDIATRIC PATIENTS DUE TO DISK BATTERY INGESTION

Musatenko L. U., Egorov V. I., Mustafaev D. M., Gililov V. I. (Russian Federation)

P-836

ADENOTONSILLECTOMY FOR CHILDREN WITH MILD OBSTRUCTIVE SLEEP APNEA AS A DAY CASE: IS IT SAFE?

Natesh B. G., Caton N. L., Creswell M., Madden G. (United Kingdom)

P-837

CASE REPORT: NEONATAL EAR MYIASIS

Okada B. R., Gonçalves G. Z., Dell'Aringa A. R., Delalibera D., Reis M. G., Kobari K. (Brazil)

P-838

DIFFERENTIAL DIAGNOSIS OF VOCAL NODULES IN CHILDREN WITH PERSISTENT DYSPHONIA

Olavarría C., Cortez P. M., Fernandez L. (Chile)

P-839

COMPLEX THERAPY OF VOICE DISORDERS IN THE MUTATION PERIOD

Orlova O. S., Sultonova K. B., Garashchenko T. I., Estrova P. A. (Russian Federation)

P-840

ADENOID MICROBIOME IN PATIENTS WITH OTITIS MEDIA WITH EFFUSION

Palma C. A., Delano P. H. (Chile)

P-841

PREVALENCE OF OTITIS MEDIA WITH EFFUSION IN CHILDREN WITH CLEFT LIP AND PALATE

Pipolo C., Marcianite G., Saibene A. M., Bebi V., Felisati G. (Italy)

P-842

THE EFFECTIVENESS OF TONSILLECTOMY VS ADENOTOSILLECTOMY IN CHILDREN WITH PFAPA-SYNDROME

Polyakov D. P., Karneeva O. V. (Russian Federation)

P-843

THE ETIOLOGY OF ACUTE PURULENT OTITIS MEDIA IN PRESCHOOL CHILDREN

Radtsig E. Y., Bugaichuk O. V. (Russian Federation)

P-844

BILATERAL SECOND ARCH BRANQUIAL SINUS – A CASE REPORT

Rodrigues J. F., Estevão R., Sousa A., Teles R., Henriques V., Gomes A., Gomes P., Caselhos S., Mexedo A., Fernandes F. (Portugal)

P-845

THE FINDING OF A LARYNGEAL PLEXIFORM NEUROFIBROMA IN THE DIAGNOSIS OF NF-1 IN A CHILD

Rodríguez N. I., Disla A. B., Muñoz J. C., Villafruela M. A. (Spain)



- P-846**
SURGICAL FIELD DECONTAMINATION DURING ADENOIDECTOMY
Rusetsky Y., Sedykh T., Polunina T., Namazova-Baranova L. (Russian Federation)
- P-847**
VIRTUAL BRONCHOSCOPY IN CHILDREN WITH SUSPECTED BRONCHIAL FOREIGN BODIES
Rusetsky Y., Spiranskaya O., Chernyshenko I., Latysheva E. (Russian Federation)
- P-848**
SINONASAL AND NASOPHARYNGEAL TUMORS IN CHILDREN
Ryczer T., Zawadzka-Głós L., Dębska M. (Poland)
- P-849**
OVERVIEW ON FUNCTIONAL STATUS, AUDITORY PERFORMANCE AND ACADEMIC-OCCUPATIONAL OUTCOMES IN CHILDREN WITH NUCLEUS COCHLEAR IMPLANTS
Serban S. (Romania)
- P-850**
ENDOSCOPIC ADENOTOMY, ANATOMICAL-CLINICAL SUBSTANTIATION OF THE MIKRODEBRIDER BLADE OPTIMAL CONFIGURATION
Shkorbotun V. O., Shkorbotun Y. V., Liakh K. V., Kunakh T. G. (Ukraine)
- P-851**
TONSIL BURKITT LYMPHOMA IN CHILDREAN, A CASE REPORT
Soares M. T., Moura I. M., Delgado I., Garanito L., Henriques P., Freire F. (Portugal)
- P-852**
SHOULD TOPICAL ANESTHETICS BE USED DURING FLEXIBLE NASOLARYNGOSCOPY IN CHILDREN
Soldatskiy Y. L., Asmanov A. I., Denisova O. A. (Russian Federation)
- P-853**
HAEMORRHAGE RATE AFTER TONSIL SURGERY IN SWEDEN 2013
Stalfors J., Odhagen E., Ericsson E., Hemlin C., Hessén-Söderman L., Sunnergren O. (Sweden)
- P-854**
JUVENILE OTOSCLEROSIS AND ITS TREATMENT: A CASE REPORT
Stavarakas M., Psillas G., Tsiropoulos G., Dova S., Lako F., Rova K., Markou K. (Greece)
- P-855**
TYMPANOPLASTY IN CHILDREN: WHY WE DO IT?
Stefanescu E. H., Balica N., Poenaru Marioara (Romania)
- P-856**
EARLY NEONATAL FRENULOTOMY AS A SIMPLE SINGLE TREATMENT FOR BREASTFEEDING DIFFICULTIES
Suchy Kossakowski T. S., Abelardo E., Howarth A. J. (United Kingdom)
- P-857**
PEDIATRIC AIRWAY FOREIGN BODIES – PRESENTATION AND REFERRAL PATTERN AT SIRIRAJ HOSPITAL, BANGKOK, THAILAND
Tanphaichitr A., Chotigavanich C., Ungkanont K., Chongkolwatana C. (Thailand)
- P-858**
DEVELOPMENT AND RESULTS OF UNIVERSAL HEARING SCREENING PROGRAM IN RUSSIAN FEDERATION
Tavartkiladze G., Tsygankova E., Markova T., Chibisova S. (Russian Federation)
- P-859**
POLYMORPHISM OF INTERLEUKIN-1B GENE AT CHILDREN WITH CHRONIC ADENOIDITIS
Terskova N. V., Vakhrushev S. G., Shnyder N. A. (Russian Federation)
- P-860**
CORRELATION BETWEEN THE INFLUENCE OF LYMPHO-PHARYNGEAL RING PATHOLOGY ON THE STATE OF VOCAL APPARATUS OF SINGING CHILDREN
Toguzbayeva D. E., Taukeleva S. A., Sagyndykova N. S. (Kazakhstan)
- P-861**
EFFECT OF TONSILLECTOMY AND ADENOIDECTOMY ON CENTRAL SLEEP APNEA EVENTS IN CHILDREN WITH OBSTRUCTIVE SLEEP APNEA
Ulualp S. (United States)
- P-862**
EVALUATION OF HEARING IN 1–4-YEAR-OLD CHILDREN OF WOMEN WITH MILD OR SEVERE PREECLAMPSIA
Unsal S., Unsal D., Kaya M., Yuksel A., Gunduz M. (Turkey)
- P-863**
CLINICAL FEATURES OF THE ACUTE OTITIS MEDIA IN CHILDREN OF THE FIRST THREE MONTHS OF AGE
Ustinovich K. N., Merkulova E. P. (Belarus)



P-864

IS THERE A LINK BETWEEN ADENOID HYPERTROPHY AND MEAN PLATELET VOLUME?

Uz U., Kalaycik Ertugay C., Asan H. (Turkey)

P-865

SUBCUTANEOUS CERVICAL EMPHYSEMA: AN UNUSUAL COMPLICATION OF TONSILLECTOMY

Vasileiou A., Vlastarakos P. V., Artopoulos M., Papakostas K., Petmezakis J. (Greece)

P-866

TRACHEO-BRONCHIAL FOREIGN BODIES: EXPERIENCE IN PEDIATRIC ENT DEPARTMENT

Vorosova A., Stanik R., Pavlovcinova G., Barkociova J. (Slovakia)

P-867

DEVELOPMENT OF A SMARTPHONE-BASED AUTO-DIAGNOSTIC OTOSCOPE FOR PEDIATRIC OTITIS MEDIA

Wang P. C., Fang T. Y., Shie C. K., Lin M. T., Chang H. T. (Republic of China)

P-868

DO WE PRACTICE WHAT WE PREACH? AN AUDIT TO REVIEW THE PRE-OPERATIVE ADVICE GIVEN FOR COMMON PAEDIATRIC ENT OPERATIONS IN COMPARISON TO ADVICE LEAFLETS

Wooles N. W., Gupta S., Ibrahim N., Elloy M. (United Kingdom)

P-869

EARLY HEARING DETECTION AND INTERVENTION. PUBLIC HEALTH POLICY IN ARGENTINA

Yanco R. A., Yedlin G., Acosta M. M. (Argentina)

P-870

THE FATE OF PREMATURE INFANTS WHO FAIL TO PASS THE INITIAL NEW BONE HEARING SCREENING

Yang H., Kim H., Jung E., Shin D., Cho H. (Republic of Korea)

P-871

PRIMARY EXTRASKELETAL EWING'S SARCOMA OF THE MAXILLARY SINUS

Yaprak N., Güzel P., Toru S., Ozbudak I., Derin A. (Turkey)

P-872

UNIQUE PRESENTATION OF MUCOEPIDERMOID CARCINOMA IN HARD PALATE OF ORAL CAVITY

Yaprak N., Toru S., Bolukbas M., Ozbudak I., Derin A. (Turkey)

P-873

RHINOSURGERY IN CHILDREN UNDERGOING HEYLO- AND URANOPLASTY

Yunusov A. S., Gubeev R. I. (Russian Federation)

Topic:

Sleep Medicine

P-874

THORNWALDT CYST: A RARE CAUSE OF SEVERE OBSTRUCTIVE SLEEP APNEA

Ahumada F., Villacampa J. M., García L., Encinas A., Santillán J., Escobar D., Cenjor C. (Spain)

P-875

EFFICACY OF RADIOFREQUENCY TREATMENT FOR PATIENTS WITH MILD TO MODERATE OBSTRUCTIVE SLEEP APNEA: TREATMENT PROTOCOL WITH NINE LESIONS TO THE SOFT PALATE

Balsevicius T., Uloza V. (Lithuania)

P-876

EVALUATION OF PATIENTS WITH OBSTRUCTIVE SLEEP APNEA AND THEIR TESTOSTERONE BLOOD LEVELS

Carvalho L. S., Scoralick A. D., Medeiros D. L., Viana Júnior A. C., Mendes D. L. (Brazil)

P-877

COMPARATIVE POLYSOMNOGRAPHY FINDINGS ON OSAS PATIENTS PRE AND POST PHARYNGOPLASTY TYPE 4

Carvalho L. S., Viana Júnior A. C., Scoralick A. D., Medeiros D. L., Mendes D. L., Azevedo D. B. (Brazil)

P-878

OUTCOME AFTER COBLATION ASSISTED UVULO PALATOPLASTY (CAUP)

Daoud M., Hassan S., Jaramillo M. (United Kingdom)

P-879

DO THE TURBINATES PLAY AN IMPORTANT ROLE IN OBSTRUCTIVE SLEEP APNEA SYNDROME?

Dumitrescu N., Sarafoleanu C. (Romania)

P-880

TYPICAL LOCAL PATHOLOGICAL CHANGES IN SNORING

Elizarova L. N., Kastyro I. V., Grinckuk V. I., Popadyuk V. I. (Russian Federation)

P-881

THE POTENTIAL ROLE OF DEXMEDETOMIDINE IN DRUG INDUCED SLEEP ENDOSCOPY – A CLINICAL CASE

Estêvão R., Matos C., Correia C., Lages N., Fernandes F. (Portugal)



- P-882**
LASER-ASSISTED UVULOPALATOPLASTY IN THE TREATMENT OF SNORING AND OBSTRUCTIVE SLEEP APNEA
Gagauz A., Tanurcova M. (Moldova)
- P-883**
THE CHOICE OF TREATMENT MODE IN PATIENTS WITH OBSTRUCTIVE SLEEP APNEA SYNDROME ON THE BASIS OF MATH PREDICTION PROGRAMME
Kaliadzich Z. V. (Belarus)
- P-884**
THERAPEUTIC TRENDS OF SLEEP APNEA IN ENT SLEEP LAB
Kraus J., Haasová T., Šimonová P. (Czech Republic)
- P-885**
CORRELATIONS OF PATHOLOGY OF SERUM LIPOPROTEINS WITH THE SEVERITY OF OBSTRUCTIVE SLEEP APNEA SYNDROME
Křemenáková P. (Czech Republic)
- P-886**
TRANSORAL ROBOTIC TONGUE BASE SURGERY FOR OBSTRUCTIVE SLEEP APNEA AFTER FAILED PALATE AND NASAL SURGERY: A SINGAPORE SLEEP CENTRE EXPERIENCE
Loh S., Toh S. T. (Singapore)
- P-887**
CENTRAL MECHANISMS OF OBSTRUCTIVE SLEEP APNEA SYNDROME
Makarynkibak A. S., Kaliadzich Z. V., Kulchitsky V. A. (Belarus)
- P-888**
OUR EXPERIENCE WITH APNEAGRAPH IN DIAGNOSIS OF OBSTRUCTIVE SLEEP APNEA AND SNORING
Milkov M. P., Nedev P. K., Tonchev T. H. (Bulgaria)
- P-889**
COMPARISON OF FINDINGS OF AWAKE AND PROPOFOL-INDUCED SLEEP FIBEROPTIC NASOENDOSCOPY IN CASES OF SNORING AND OBSTRUCTIVE SLEEP APNEA
Mohamed R. A., Asker F. G., Abdel-Haleem E. K., Hassan E. S., Abdel-Haleem A. K. (Egypt)
- P-890**
OBSTRUCTIVE SLEEP APNEA SYNDROME TREATED BY BOTH SIDE TONSILLOTOMY IN CHILDHOOD
Ondrová M., Floriánová L., Máchalová M., Kraus J. (Czech Republic)
- P-891**
A PARTIALLY ABSORBABLE UPPER AIRWAY IMPLANT FOR TREATMENT OF OBSTRUCTIVE SLEEP APNEA. PRE CLINICAL TOLERANCE IN CANINES AND FEA ANALYSIS. CLINICAL EXPERIENCE
Pavelec V., Gilles E. (Czech Republic)
- P-892**
OBSTRUCTIVE SLEEP APNEA INDUCES HEARING IMPAIRMENT
Vorlová T., Dlouhá O., Kemlink D., Sonka K. (Czech Republic)
- P-893**
LONG TERM RESULTS OF ONE STAGED MULTILEVEL SURGERY WITH TONGUE SUSPENSION SURGERY OR ONE LEVEL PALATAL SURGERY FOR TREATMENT OF MODERATE AND SEVERE OBSTRUCTIVE SLEEP APNEA
Yüksel A., Ugur K. S., Kizilbulut G., Ark N., Kurtaran H., Kaya M., Gunduz M. (Turkey)
- Topic: Phoniatrics**
- P-894**
DYSPHAGIA IN ICU PATIENTS
Abraham M., Alvarenga E. H., Dall'Oglio G. P. (Brazil)
- P-895**
CERVICAL ACOUSTIC SIGNAL OF SILENT TRACHEAL ASPIRATION IN CHILDREN WITH OROPHARYNGEAL DYSPHAGIA
Almeida S. T., Ferlin E. L., Callegari-Jacques S. M., Fornari F., Barros S. G., Goldani H. A., Goetze T. B. (Brazil)
- P-896**
RESULTS OF CZECH VERSION OF THE HEARING HANDICAP INVENTORY FOR ADULTS FROM THE VIEWPOINT OF PURE TONE AUDIOMETRY
Blanar V., Mejzlik J., Sachova P. (Czech Republic)
- P-897**
LEOPARD SYNDROME – RARE CAUSE OF SENSORINEURAL HEARING LOSS
Cunha Ribeiro D., Maricato F., Ribeiro C., Paiva A. (Portugal)
- P-898**
ARTICULATORY TRANSITIONS IN THE FLUENT SPEECH OF FARSI-SPEAKING PEOPLE WHO STUTTER
Dehqan Ahmad Abad A., Yadegari F., Blomgren M., Scherer R. C. (Islamic Republic of Iran)



P-899

SPEECH RECOGNITION IN NOISE IN SUBJECTS WITH HEARING DISORDERS (AGE-RELATED CHANGES)

Dlouha O., Vokral J. (Czech Republic)

P-900

IMPORTANCE OF „QUALITY OF LIFE QUESTIONNAIRE“ AS A PREDICTIVE FACTOR FOR PATIENTS SUFFERING FROM VOCAL CORD PARALYSIS

Gnjatić M., Aleksic A., Vranjes D. (Bosnia and Herzegovina)

P-901

TINNIT COST ACTION BM1306 – CLINICAL WG1: ESTABLISHMENT OF A STANDARD FOR TINNITUS; PATIENT ASSESSMENT AND CHARACTERISATION

Haider H. F., Cima R., Lapira A., Cederroth C., Schlee W. (Portugal)

P-902

TINNIT COST ACTION BM1306: AN INTERNATIONAL STANDARD FOR OUTCOME MEASUREMENTS IN CLINICAL TRIALS OF TINNITUS

Haider H. F., Hall D., Londero A., Schlee W. (Portugal)

P-903

THE IMAGING AND ANALYSIS OF THE HUMAN VOCAL FOLD VIBRATION USING THE TWO-DIMENSIONAL (2D) SCANNING VIDEOKYMOGRAPHY

Hee-June Park, Jae Keun Cho, JeonYeob Jang, Wonjae Cha, Sung-Chan Shin, Da Woon Jung, Byung Woo Yoon, Ji Hwan Park, Soo-Geun Wang (Republic of Korea)

P-904

CENTRAL AUDITORY PROCESSING DISORDER- A TERTIARY CENTER'S EXPERIENCE

Hoe Y., Tan B., Ang A., Balakrishnan A., Tan H. (Singapore)

P-905

A RANDOMIZED, DOUBLE-BLIND, PLACEBO-CONTROLLED CLINICAL TRIAL TO EVALUATE THE EFFICACY OF HANGEKOBOKUTO IN ADULT PATIENTS WITH CHRONIC TINNITUS

Ino T., Odaguchi H., Wakasugi A., Sano H., Watanabe H., Okamoto M., Hoshi K., Hanawa T. (Japan)

P-906

SHORT-TERM EFFECT OF SINGLE SESSION DIRECTIVE COUNSELING IN TINNITUS PATIENTS

Jung A. R., Jung J. H., Kim S. H., Byun J. Y., Yeo S. G., Park M. S. (Republic of Korea)

P-907

PALATAL MUSCLE RESECTION FOR INTRACTABLE PALATAL MYOCLONUS CAUSING TINNITUS

Jung H., Kim S. J., Koo S. K. (Republic of Korea)

P-908

COMPRISION OF SOME ACOUSTIC PARAMETERS OF MULTIPLE SCLEROSIS PATIENTS

Khoramshahi H., Arabali F. (Islamic Republic of Iran)

P-909

STUDY OF FUNDAMENTAL FREQUENCY OF MALE AND FEMALE STUDENT

Khoramshahi H., Arabali F. (Islamic Republic of Iran)

P-910

A NEW PROCEDURE OF VOWEL ACOUSTIC SPACE ASSESSMENT IN INDIVIDUALS WITH LONG-TERM HEARING LOSS

Kovalenko A. N., Kastyro I. V. (Russian Federation)

P-911

LARYNGEAL GRANULOMA – PHONiatric ASPECTS

Krejovic Trivic S. B., Trivic A. S., Vukasinovic M. M., Ugrinovic A. B. (Serbia)

P-912

NEW FACILITIES OF TREATING PATIENTS WITH «GLOBUS SENSATION»

Kryukov A. I., Guckht A. B., Romanenko S. G., Kazakova A. A., Lesogorova E. V. (Russian Federation)

P-913

ONLINE-COACHING RUSSIAN SPEAKING FAMILIES WITH CHILDREN SUFFERING FROM SEVERE HEARING LOSS – AJDINA FROM KYRGYZSTAN – A CASE STUDY

Lehnhardt-Gorjany M. L. (Germany)

P-914

DYNAMIC SWALLOW STUDY FOR NORMAL ADULTS AND GLOBUS PATIENTS WITH DIFFICULTY SWALLOWING

Li J. R., Zhang J., Guo P. F. (China)

P-915

WHAT DO PATIENTS WITH LARYNGECTOMY EXPECT FORM THE NEXT GENERATION OF VOCAL ASSISTIVE SYSTEMS? A QUALITATIVE AND QUANTITATIVE ANALYSIS OF USERS' NEEDS AND DESIRED IMPROVEMENTS

Matu S., Cîmpean A., Șoflău R., David D., Chirilă M., Țiple C., Dinescu V., Mureșan R., Giurgiu M., Stan A. (Romania)



- P-916**
QUALITY OF LIFE IN PATIENT WITH UNILATERAL VOCAL FOLD PALSY BEFORE AND AFTER INJECTION LARYNGOPLASTY
Poletti Serafini D., Friedlander E., Martínez P., Muñoz P., Scola Yurrita B. (Spain)
- P-917**
GLOBUS SENSATION
Radjenovic G., Popovic M. (Montenegro)
- P-918**
INSTRUMENTAL EVALUATION OF OROPHARYNGEAL DYSPHAGIA IN HEAD AND NECK CANCER PATIENTS
Santillan J., Benavides M., Villacampa J. M., Ahumada F., Escobar D., Cubillos L., Cenjor C. (Spain)
- P-919**
VHI: AN EASILY APPLICABLE TOOL FOR ASSESSMENT OF POST MLS PATIENT SATISFACTION IN DEVELOPING COUNTRIES "EGYPT"
Sheikhany A., Negm H., Atef A., Abu Shakra H. (Egypt)
- P-920**
VOICE CONDITION AFTER SURGERY OF BILATERAL VOCAL FOLD PARALYSIS
Shilenkov A. A., Shilenkova V. V., Kuleshov B., Sabirova E. (Russian Federation)
- P-921**
VOICE ACOUSTIC PARAMETERS AND IT'S PREDICTION IN PATIENTS WITH CHRONIC HYPERPLASTIC LARYNGITIS
Shilenkov K. A., Shilenkova V. V., Fedoseeva O. V. (Russian Federation)
- P-922**
OBJECTIVE TINNITUS SECONDARY TO PALATAL MYOCLONUS: A CASE REPORT
Schwarmann R., Narciso G., Cañar G., Villafruela M., Almodóvar C. (Spain)
- P-923**
IMPROVEMENT IN VOICE HANDICAP INDEX – 30 SHORT TERM POST THYROPLASTY TYPE I AND INJECTION LARYNGOPLASTY
Smatanova K., Drsata J., Cerny M., Chrobok V. (Czech Republic)
- P-924**
THE FIRST APPLICATION OF THE TWO-DIMENSIONAL (2D) SCANNING VIDEOKYMOGRAPHY IN EXCISED CANINE LARYNX MODEL
Soo-Geun Wang, Jae Keun Cho, JeonYeob Jang, Sung-Chan Shin, Byung Woo Yoon, Ji Hwan Park, Da Woon Jung, Wonjae Cha (Republic of Korea)
- P-925**
CLINICAL EFFICACY OF 2D SCANNING VIDEOKYMOGRAPHY IN CASE OF CHRONIC LARYNGITIS
Soo-Geun Wang, Jae Keun Cho, JeonYeob Jang, Sung-Chan Shin, Da Woon Jung, Ji Hwan Park, Byung Woo Yoon, Yeon Jae Jung, Wonjae Cha (Republic of Korea)
- P-926**
MOBILE PHONE VOICE ANALYSIS APPLICATION IN A PATIENT WITH LARYNGEAL TRAUMA
Suchy Kossakowski T. S., Abelardo E., Hughes O., Howarth A. J. (United Kingdom)
- P-927**
REHABILITATION PATIENTS WITH PRELINGUAL DEAFNESS AFTER IMPLANTATION COCHLEAR IMPLANT IN GROUP OF PRESCHOOL CHILDREN
Szuber D., Ossolinska M., Kwasny-Czehak K., Skarzynski P. H. (Poland)
- P-928**
SPASTIC ADDUCTORY MOTION OF THE VOCAL FOLD CAUSED BY HYPOCALCEMIA FOLLOWING TOTAL THYROIDECTOMY
Toya Y., Sanuki T., Yumoto E. (Japan)
- P-929**
ANALYSIS OF VOICE IN PATIENTS BEFORE AND AFTER TOTAL THYROIDECTOMY
Veldová Z., Holý R., Astl J. (Czech Republic)
- P-930**
MULTIDIMENSIONAL VOICE ANALYSIS IN PATIENTS WITH LARYNGOPHARYNGEAL REFLUX
Volic A., Sarajlic Z., Setic-Avdagic I., Becirovic M., Hadzic E. (Bosnia and Herzegovina)
- P-931**
CAPOSI SARCOMA CASE IN PHONOTRICIAN'S OFFICE
Vukasinovic M. M., Krejovic-Trivic S. B., Trivic A. S., Milovanovic J. P. (Serbia)
- P-932**
HOLISTIC TREATMENT OF TINNITUS
Yanco R. A., Roitman D. I., Ogorek H. D. (Argentina)
- P-933**
QUALITY OF LIFE OF TINNITUS PATIENTS IN SRINAGARIND HOSPITAL
Yimtae K., Somsap A., Kasemsiri P., Srirompotong S., Arunpongpaisal S. (Thailand)



P-934
DULOXETINE AND PAROXETINE IN THE PHARMACOLOGIC TREATMENT OF TINNITUS: COMPARATIVE EFFECTIVENESS RESEARCH
Zaytseva O. V., Liderman E. M. (Russian Federation)

Topic: Miscellaneous

P-935
EUROPEAN BOARD EXAMINATION OTORHINOLARYNGOLOGY, HEAD AND NECK SURGERY (EBEORL-HNS), (VIENNA-AUSTRIA)
Allbegger K., Luxenberger W., Nikolaou A., Pedersen U., De la Mota M. (Austria)

P-936
DOMESTIC VIOLENCE AND DRUG ABUSE: A CASE REPORT OF AN UNDIAGNOSED FRACTURED MANDIBLE WITH ABSCESS AND FISTULA FORMATION – A RECONSTRUCTIVE CHALLENGE
Ali S., Kotta A., Sen P. (United Kingdom)

P-937
POSTINFECTIOUS COUGH DUE TO BORDETELLA PERTUSSIS INFECTION – A GROWING ISSUE WORLD WIDE
Araújo J., Jardim A., Matos T., Santos A., Subtil J., Saraiva J. (Portugal)

P-938
COMPARATIVE STUDY OF MACROSCOPICAL MORPHOLOGY OF THE NASAL CAVITIES, PHARINX, LARINX AND TRACHEAL TRACT AND PRACTICAL IMPLICATIONS
Bors B. (Romania)

P-939
CLINICAL FEATURES, DIAGNOSIS AND TREATMENT OF MYCOTIC LESIONS OF ENT ORGANS
Burkutbayeva T. N., Turdiyeva N. S., Shbair M. I., Umbetkulova S. N., Zhumakhmetov M. S. (Kazakhstan)

P-940
SUPRATHERAPEUTIC ANTICOAGULATION COMBINED WITH DUAL ANTIPLATELET THERAPY – THE LEADING CAUSE OF A SERIOUS ENT COMPLICATION
Caixa M., Tavares S., Alves S., Martins S., Antunes L. (Portugal)

P-941
INTRATRACHEAL PROSTHODONTICS AS A RARE CAUSE OF CHRONIC STRIDOR AND DYSPNEA
Castillo López I. Y., Araújo Ramírez O., Govea Camacho L. H., Rosales Orozco C. S. (Mexico)

P-942
NAP4 AND GLOBAL TRACHEOSTOMY COLLABORATIVE RECOMMENDATIONS: NEXT STEPS – IMPROVING TRACHEOSTOMY TRAINING AND CARE FOR BEDSIDE STAFF
Caton N. L., Mcdonald C., Benjamin L., Magill J., Narula A. (United Kingdom)

P-943
CLOSED LOOP AUDIT OF MEDICATION PRESCRIBING FOR OROPHARYNGEAL INFECTIONS IN SECONDARY CARE
Cunnane M., Moore A. (United Kingdom)

P-944
HYPERTROPHIC RHINOPHARYNGITIS DUE TO HELICOBACTER PYLORI INFECTION – CASE REPORT
Domuta E. M. (Romania)

P-945
ACADEMIC RANKINGS OF INSTITUTES AND COUNTRIES IN OTOLARYNGOLOGY
Enver N., Şahin B., Çomoğlu Ş., Polat B., Değer K. (Turkey)

P-946
GUSTATORY DYSFUNCTION IN FACIAL NERVE PALSY
Faitlová H., Bukvová M., Vodička J., Shejbalová H., Kuba M. (Czech Republic)

P-947
FRESH PINEAPPLE JUICE OR COLA DOES NOT DISSOLVE PROTEIN FROM A CHEWED BEEF BOLUS IN VITRO
Foxton C. R., Jeffrey J., Barrett G., Khalil H. (United Kingdom)

P-948
MANAGEMENT OF CURVED FOREIGN BODIES IN OTORHINOLARYNGOLOGY PRACTICE
Gokdogan O., Baran H., Catli T. (Turkey)

P-949
IS THERE A TRAINING EFFECT FOR NOVICES ON THE DAVINCI-SIMULATOR
Gueldner C., Förtsch A., Walliczek U., Teymoortash A., Werner J. A., Mandapathil M. (Germany)

P-950
PARAPHARYNGEAL ABSCESS: THE RETROSPECTIVE STUDY CONDUCTED ON 51 PATIENTS DURING THE PERIOD FROM 2000 TO 2014
Hanak J., Gal B., Kostrica R., Hložek J., Smilek P., Vesely M. (Czech Republic)



P-951

HEAD AND NECK HYDATID DISEASE: ABOUT 4 CASES

Chahed H., Marrakchi J., Jebali S., Kharrat G., Zainine R., Ben Amor M., Beltaief N., Besbes G. (Tunisia)

P-952

EXTRA NODAL ENT LOCATION IN ASSOCIATION WITH CERVICAL TUBERCULOSIS LYMPHADENITIS

Chahed H., Marrakchi J., Nefzaoui S., Kharrat G., Zainine R., Ben Amor M., Beltaief N., Besbes G. (Tunisia)

P-953

CLINICOPATHOLOGIC ESTIMATION OF EFFICIENCY OF TREATMENT METHODS OF CHRONIC TONSILLITIS

Japalakov B. A., Ismagulova E. K., Zheleznova V. V. (Kazakhstan)

P-954

ROLE OF EARLY IMAGING IN DESCENDING NECROTISING MEDIASTITIS

Jiang L., Sim J. (Singapore)

P-955

70 YEARS OF ENT DEPARTMENT IN NOVÝ JIČÍN

Kalivoda I., Zachař R. (Czech Republic)

P-956

PATIENT GENERATED INDEX IN HIV CHEMOSENSORY AND AUDITORY COMPLAINTS: AN OBSERVATIONAL STUDY

Kamel U. F., Andradu U. (United Kingdom)

P-957

REGARDING THE PATHOGENESIS OF PERITONSILLAR ABSCESS: ARE THE DURATION OF SYMPTOMS DIFFERENT BETWEEN PATIENTS WITH ACUTE TONSILLITIS AND PERITONSILLAR ABSCESS?

Klug T. E. (Denmark)

P-958

ENVIRONMENT AND PUBLIC HEALTH OF CASPEAN SEA IN KAZAKHSTAN (HUMAN ECOLOGICALLY DEPENDING DISEASES OF MANGYSTAU REGION)

Kulimbetov A. S., Bigaliyeva R. K., Bigaliyev A. B. (Kazakhstan)

P-959

EFFECTS OF A CONTINUOUS ELECTROMAGNETIC FIELD ON WOUND HEALING IN HUMAN AIRWAY

Lee I., Kim D., Jeon E., Kim H. (Republic of Korea)

P-960

THE MICROMORPHOLOGICAL COURSE OF IRRADIATION-INDUCED ORAL MUCOSITIS IN THE RAT

Lindell Jonsson E., Saadat M., Blomquist M., Johansson M., Eriksson P. O., Nylander K., Laurell G. (Sweden)

P-961

THE INTEGRATED USE OF HYALURONIDASE (LYDASE) TO IMPROVE THE EFFICIENCY OF THE ANTIMICROBIAL PHOTODYNAMIC THERAPY OF PATIENTS WITH CHRONIC TONSILLITIS

Logunova E. V., Nasedkin A. N., Rusanova E. V., Pykhteeva E. N., Gililov V. I. (Russian Federation)

P-962

ACCURATE CLINICAL ASSESSMENT OF 15 PATIENTS WITH GRANULOMATOSIS WITH POLYANGIITIS USING THE DISEASE ACTIVITY SCORE FOR ENT INVOLVEMENT

Maniu A., Damian L., Cosgarea M. (Romania)

P-963

INDICATIONS OF HYPERBARIC OXYGEN THERAPY IN ENT DISEASES

Mardassi A., Kharrat G., Mbarek H., Hlila N., Ben Sassi R., Mathlouthi N., Mezri S., Zgolli C., Akkari K., Ben Mhamed R., Gharsallah H., Benzarti S. (Tunisia)

P-964

SUPRAGASTRIC BELCH MAY BE RELATED TO GLOBUS SYMPTOMS

Nevalainen P., Walamies M., Kruuna O., Arkkila P., Aaltonen L. M. (Finland)

P-965

EFFECT OF NANO-PATTERNING IN PROLIFERATION OF AURICULAR CHONDROCYTES

Oh J., Kwon Y., Park S. (Republic of Korea)

P-966

DEEP NECK INFECTION (DNI) AS A CLINICAL MANIFESTATION IN IMMUNODEFICIENT PATIENTS – CASE REPORT

Olejniczak I., Bojanowska-Poźniak K., Dąbrowska K., Pietruszewska W. (Poland)

P-967

FACIAL NERVE PALSY FROM TICK PARALYSIS BY IXODES HOLOCYCLUS

Pek C. H., Cheong C. S., Yap Y. L., Doggett S., Lim T. C., Ong W. C., Lim J. (Singapore)

P-968

BIO-BURDEN OF FLEXIBLE NASOENDOSCOPES FOLLOWING ROUTINE FLEXIBLE NASOENDOSCOPY

Phua C. Q., Yeo W. X., Menon S., De P. P., Lo S., Ho E. C. (Singapore)



P-969

NEURAL DIFFERENTIATION OF MESENCHYMAL STEM CELLS ON SCAFFOLDS

Quintilhiano K., Crestani T., Silveira D., Helfer V. E., Rosa A., Balbuena E., Steffens D., Jotz G. P., Pilger D. A., Pranke P. (Brazil)

P-970

ONE-DAY SURGERY IN OTOLARYNGOLOGY: WHAT ARE THE LIMITS?

Rosa F. F., Ferreira J. P., Sousa C. A. (Portugal)

P-971

SPONTANEOUS LINGUAL ABCESESSES: A CASE REPORT

Sousa S., Rocha M., Rodrigues F., Pereira G., Marques C., Santos M. (Portugal)

P-972

DECREASE IN HAEMORRHAGE RATE AFTER TONSIL SURGERY WITH CLINICAL IMPROVEMENT PROGRAM

Stalfors J., Odhagen E., Hemlin C., Hessén-Söderman L., Ericsson E., Sunnergren O. (Sweden)

P-973

MANAGEMENT OF OROFACIAL DYSTONIA: A CASE SERIES STUDY

Teemul T. A., Patel R., Carter L. (United Kingdom)

P-974

MONOSTOTIC FIBROUS DYSPLASIA IN MAXILLA: UNUSUAL PRESENTATION

Türk B., Kaya K. S., Uçak I., Coşkun B. U. (Turkey)

P-975

ASSESSMENT OF ANTITUMOR ACTIVITY AND ACUTE PERIPHERAL NEUROPATHY OF 1,2-DIAMINOCYCLOHEXANE PLATINUM (II)-INCORPORATING MICELLES (NC-4016)

Ueno T., Endo K., Tsuji A., Kondo S., Wakisaka N., Murono S., Yoshizaki T. (Japan)

P-976

STRUCTURE OF THE RAT TRACHEAL MUCOSA AFTER CHRONIC INTERMITTENT HYPOXIA OR CHRONIC HYPERBARIC OXYGEN THERAPY

Vera-Cruz P., Rito M., Diogo L., Zagalo C., Martins dos Santos J., Monteiro M. (Portugal)

P-977

CARBON DIOXIDE FLEXIBLE LASER FIBER FOR BENIGN AND MALIGNANT LESIONS OF THE UPPER AIRWAYS: PRELIMINARY EXPERIENCE

Vilaseca I., López-Chacón M., Valls M., Jaume F., Mackers P., Blanch J. L., Bernal-Sprekelsen M. (Spain)

P-978

ALLERGIC EDEMA OF LARYNGEAL INTROITUS CAUSED BY PROPOFOL – CASE REPORT

Vodička J., Chrobok V., Vokurková D., Novosad J., Pařízková-Černá R., Černý V. (Czech Republic)

P-979

IMPROVING COST EFFECTIVENESS OF ENT INSTRUMENTS USE IN THE ENT EMERGENCY CLINIC SETTING

Williams T., Morris J. H. (United Kingdom)

P-980

THE COST OF WAX: AN AUDIT TO REVIEW PATIENT FLOW THROUGH AN ENT EMERGENCY CLINIC

Wooles N. R., Elloy M. (United Kingdom)

P-981

EXPERIMENTAL STUDY OF CO-CULTURED SCHWANN CELLS AND NEURAL STEM CELLS IN VITRO

Yu Ziwei (China)



Guidelines For Presenters

INSTRUCTIONS FOR SPEAKERS

Timing and Schedule

Keynote Lectures (30 minutes)

Length of each Keynote lecture: 25-minute presentation + 5 minutes for discussion = 30 minutes.

Round Tables (90 minutes)

Length of presentations varies depending on the number of presentations in the session. Please contact the moderator of your Round Table for detailed information.

Instructional Courses (45 minutes)

Free Paper Sessions

Length of each presentation: 7-minute talk + 2 minutes for discussion = 9 minutes.

How to Submit Presentations at the Congress

Please come to the **Speakers' Ready Room** at least 3 hours before the beginning of your session. In case your speech has been scheduled for a morning session, please come to the Speakers' Ready Room one day before the day of your presentation.

The Speakers' Ready Room is located on the first floor of the Prague Congress Centre in Club C (see floor plan on page 196).

Opening Hours for the Speakers' Ready Room

Sunday, June 7, 2015	11:00–21:00
Monday, June 8, 2015	07:00–18:00
Tuesday, June 9, 2015	07:00–18:00
Wednesday, June 10, 2015	07:00–18:00
Thursday, June 11, 2015	07:00–11:00

INSTRUCTIONS FOR POSTERS

Poster Board Numbers

Each poster receives a unique poster board number. The list of posters, including the poster board numbers, is published in the Congress programme and also available in the poster area on the 3rd floor.

Poster Exhibitions

Each poster is displayed for the whole duration of the Congress. No guided tours through the poster exhibition are being organized.

Poster Mounting Times

Sunday, June 7, 2015	18:00–21:00
Monday, June 8, 2015	07:30–09:00

Poster Viewing Times

Monday, June 8, 2015	09:00–17:45
Tuesday, June 9, 2015	08:00–17:45
Wednesday, June 10, 2015	08:00–17:45
Thursday, June 11, 2015	08:00–13:00

Poster Removal Time

Thursday, June 11, 2015	13:00–14:00
--------------------------------	-------------

Any posters remaining are to be removed and the Congress shall not keep any left behind posters for later collection.

Best Poster Prize

The Scientific Advisory Board shall award a prize to the best posters.

The best posters are announced at the Closing Ceremony.

Authors of the best posters receive certificates in PDF format by e-mail.





Registration

The **Registration and Information Desk** is located on the 1st floor of the Prague Congress Centre. Participants can pick up their Congress materials as well as order additional services at the desk.

Opening Hours

Sunday, June 7, 2015	09:00–20:00
Monday, June 8, 2015	07:00–18:00
Tuesday, June 9, 2015	07:00–18:00
Wednesday, June 10, 2015	07:00–18:00
Thursday, June 11, 2015	07:00–14:00

It is also possible to buy additional tickets for the **Gala Reception (June 10, 2015, 19:30–23:00)** and **Pre-Courses (June 7, 2015, 12:00–17:30)** at the **Registration Desk** as well as the opportunity to purchase additional **Instructional Courses**, however these need to be purchased at least one day in advance.

Registration Fees

	On-Site (registration and payment after May 25, 2015)
Participants	800 EUR
Young Colleagues *	450 EUR
Instructional Courses**	15 EUR
Developing Countries ***	50% discount
Invited Countries	50% discount

*Young Colleagues: below 35 years of age, ID to be presented

**This price also applies to Developing and Invited Countries

***Developing Countries are understood to be those stated in the HINARI List (Group A and Group B)

What the Fee Covers

- Admission to all Parallel Sessions
- Admission to Poster Sessions
- Admission to the Exhibition Industry Supported Sessions
- Admission to the Opening and Closing Ceremonies
- Admission to the Welcome Cocktail
- Coffee Breaks
- Lunch (Monday – Wednesday)
- Option to purchase tickets for the Pre-Courses
- Option to purchase tickets for the **Instructional Courses**
- Option to purchase tickets for the Gala Dinner
- Congress bag containing complete Congress materials
- Free PUBLIC TRANSPORT PASS (received on-site at the registration desk and valid within the dates of the Congress – June 7–11, 2015)

Name Badges

Participants and accompanying persons receive a name badge. Everyone is requested to wear this badge for all Congress activities. In case of loss, a new name badge can be printed for a fee of 30 EUR.

Name badges have been colour-coded as follows

Participant	Dark Blue
Faculty	Purple
Accompanying Person	Yellow
Press	Brown
Exhibitor	Green
Staff	Orange

Certificate of Attendance

CME certificates are to be handed out to participants as of Wednesday at noon at the Registration Desk. Certificates are to be handed out only based on completed feedback forms.





Board Meetings / Special Activities

Fellowship Hearing

Sunday, June 7, 2015

13:30–14:30, Meeting Hall II, 1st floor

By invitation only.

CEORL-HNS Presidential Council Meeting

Sunday, June 7, 2015

14:30–17:30, Meeting Hall II, 1st floor

By invitation only.

EAORL-HNS General Assembly

Monday, June 8, 2015

11:00–12:00, Small Theatre, ground floor

CEORL-HNS General Assembly

Monday, June 8, 2015

12:00–14:30, Small Theatre, ground floor

Lunch will be provided

Lunch meeting of the IFOS Executive Board

Monday, June 8, 2015

13:00–14:15, Meeting Hall II, 1st floor

Editor's Meeting of European Archives of Oto-Rhinolaryngology

Monday, June 8, 2015

14:30–16:00, Meeting Hall II, 1st floor

EBEORL Reception

**Open to all examiners, fellows and candidates
of the European Board Exam (ORL)**

Monday, June 8, 2015

16:30–17:30, foyer of Club H, 1st floor

ELS Presidential Council Meeting

Tuesday, June 9, 2015

13:15–14:15, Meeting room 2.3, 2nd floor

EAONO Steering Committee Meeting

Tuesday, June 9, 2015

13:15–14:45, Meeting Hall II, 1st floor

Board Meeting of the Balkan Society of ORL-HNS

Tuesday, June 9, 2015

15:00–17:00, Meeting Hall II, 1st floor

Board Meeting of the Czech and Slovak Society of ORL-HNS

Wednesday, June 10, 2015

15:00–18:00, Meeting Hall II, 1st floor

General Information

Good to Know

Detailed information is available on the official Czech Republic website at www.czech.cz

Official Language

The official language for the Congress is English. Interpreting is not provided.

Insurance

The organisers do not accept responsibility for individual medical, travel or personal insurance. All participants are strongly advised to take out their own personal insurance before travelling to the Congress.

Currency & Banking

The Czech Crown (CZK) is the official currency of the Czech Republic. Exchange of foreign currency is available at the Prague International Airport and at most hotels, banks and exchange offices throughout the city. International credit cards are accepted for payments in hotels, restaurants and shops. Payment in cash (in EUR) is also available in some restaurants and shops, so please ask for details on-site if necessary. You can find the official exchange rates on the Czech National Bank website (<http://www.cnb.cz/en>).

Electricity

The Czech Republic uses a 230 volt 50 Hz system. Sockets follow the standard also used in France, Belgium, Denmark, Poland, Greece, Italy, Ireland and other countries and also have a grounding pin sticking out of the power socket, which is professionally known as a type E socket.



Environmentally Friendly Congress

The 3rd Congress of European ORL-HNS is organized following broad guidelines in order to reduce the impact on the environment. Our on-line Registration System provides a total paperless, planet-friendly system. Delegates are invited by email and they register their attendance on-line and receive all communication from our organizing office electronically. The Organizing Committee also chooses eco-type congress bags, pens and pads.

Environmental Tips:

- Ask hotels' housekeeping staff not to change the sheets and towels daily unless requested.
- Ask hotels' housekeeping staff not to replace the amenities daily unless they are gone.
- Do not forget to shut blinds and turn down the heat/air conditioning during the day in rooms while you are gone.
- Use public transport (registered participants receive a free pass for public transportation valid within the Congress dates)

These tips are just a start, but the impact of even these few changes can be impressive.



Shopping

Most shops in Prague are open from 9:00 to 18:00, Monday to Saturday. Shops in the city centre are usually open from 9:00 to 20:00, Monday to Sunday.

Time Zone

The Czech Republic is on Central European Time (CET), which is Greenwich Mean Time (GMT) plus 1 hour. Note that April to October is summer time, i.e. GMT + 2 hours.

Tipping

Service is usually included in the bill in most bars and restaurants, but tips are welcome. If you consider the service good enough to warrant a tip, we suggest about ten percent.

Tours

A list of tours with departure dates and times is available at the tour booth in front of the registration desk. You can choose from various tours within Prague and more options are also available outside of the city.

Transportation

Each registered participant receives one free public transportation pass at the registration desk when registering. This ticket is valid within the dates of the Congress.

Weather

The month of June is characterized by gradually rising daily high temperatures, with daily highs increasing from 20°C to 22°C over the course of the month, exceeding 28°C. The average probability that some form of precipitation occurs in any given day is 60%, with little variation over the course of the month. Throughout June, the most common forms of precipitation are moderate rain, thunderstorms and showers. You can check for current weather conditions in Prague at www.weather.com.

Parking

Free parking spaces in or at the Prague Congress Centre are not provided to participants. Expenses for these and other parking spaces shall be covered by the participants on their own.

Important Telephone Numbers

112: General Emergency for Europe

150: Fire

155: Ambulance

156: Prague Municipal Police

158: Police

Free Wi-Fi

Free Wi-Fi is provided in the Exhibition Area on the 1st and 2nd floor and also in the Relax Wi-Fi Zone on the 4th floor.



SSID: ORLHNS2015
Password: orlprague2015

Mobile Application

For the comfort of Congress participants a Mobile application with up-to-date programme and other useful information is available. To download the application, please find ORLHNS2015 application in Googleplay market or Appstore.

Taxi Services

In the city centre, taxis are easy to flag down on the street, but we strongly recommend you use hotel taxis or call a taxi by phone through the radio taxi service.

We recommend you use the following taxi companies:

AAA Taxi: +420 14 0 14

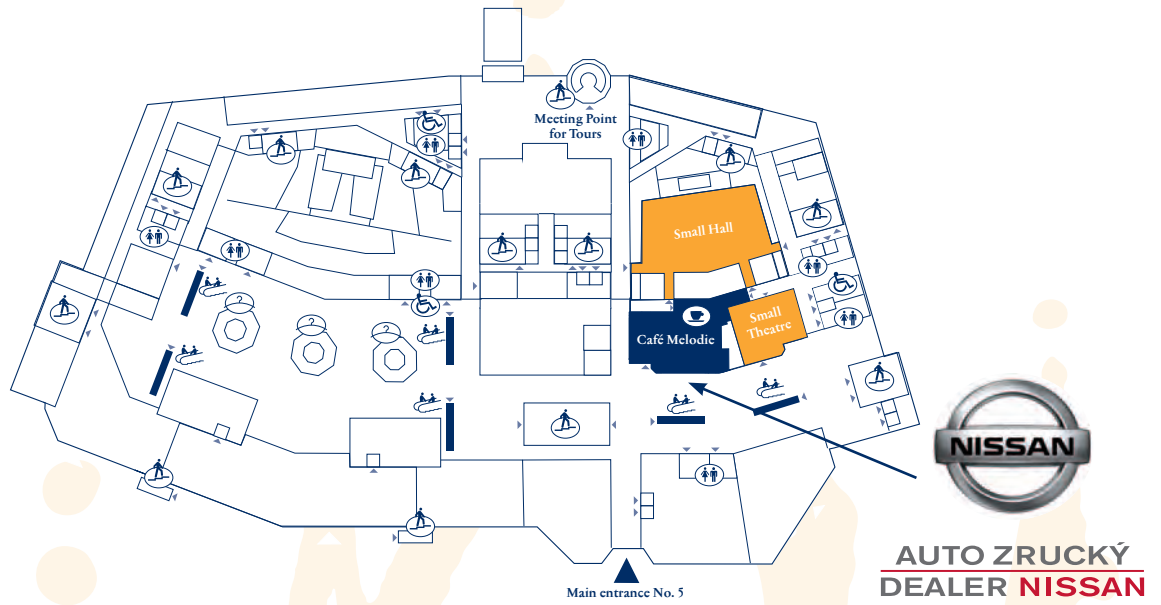
Profi Taxi: +420 14 0 15



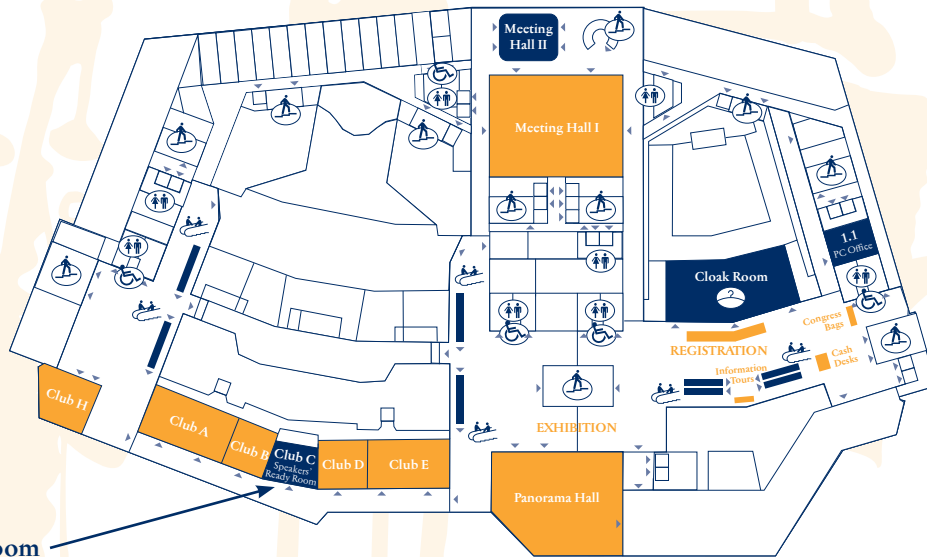


Congress Venue Floor Plans

Ground Floor



First Floor



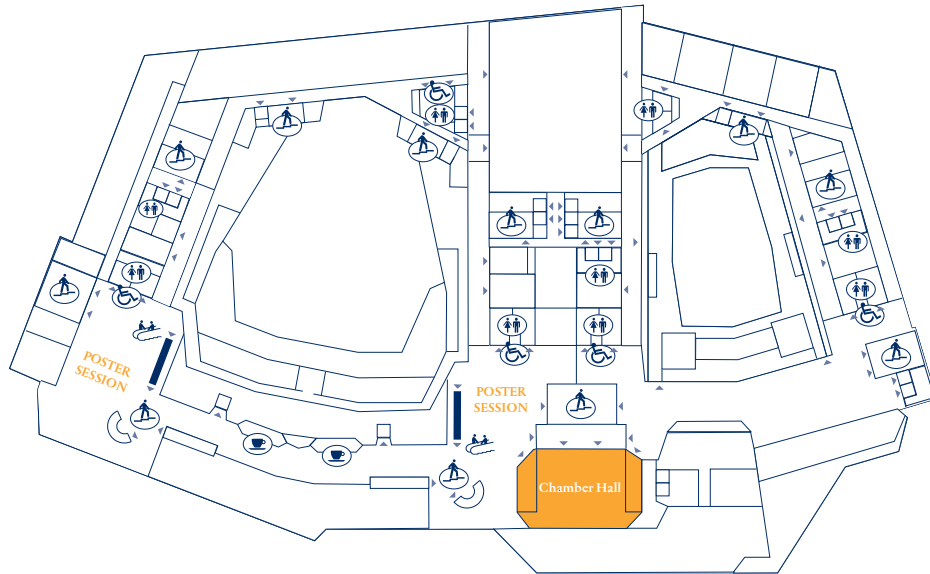
Speakers' Ready Room

Second Floor

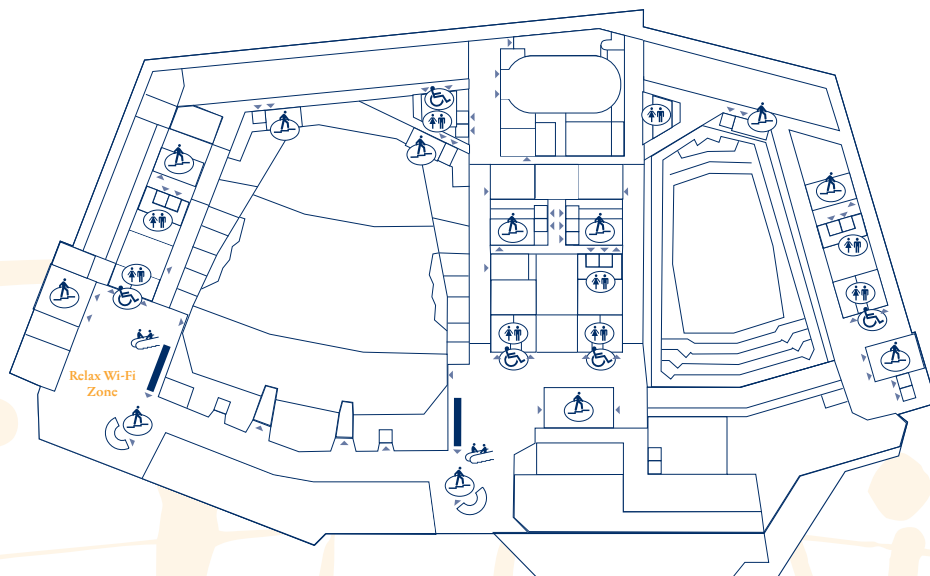




Third Floor

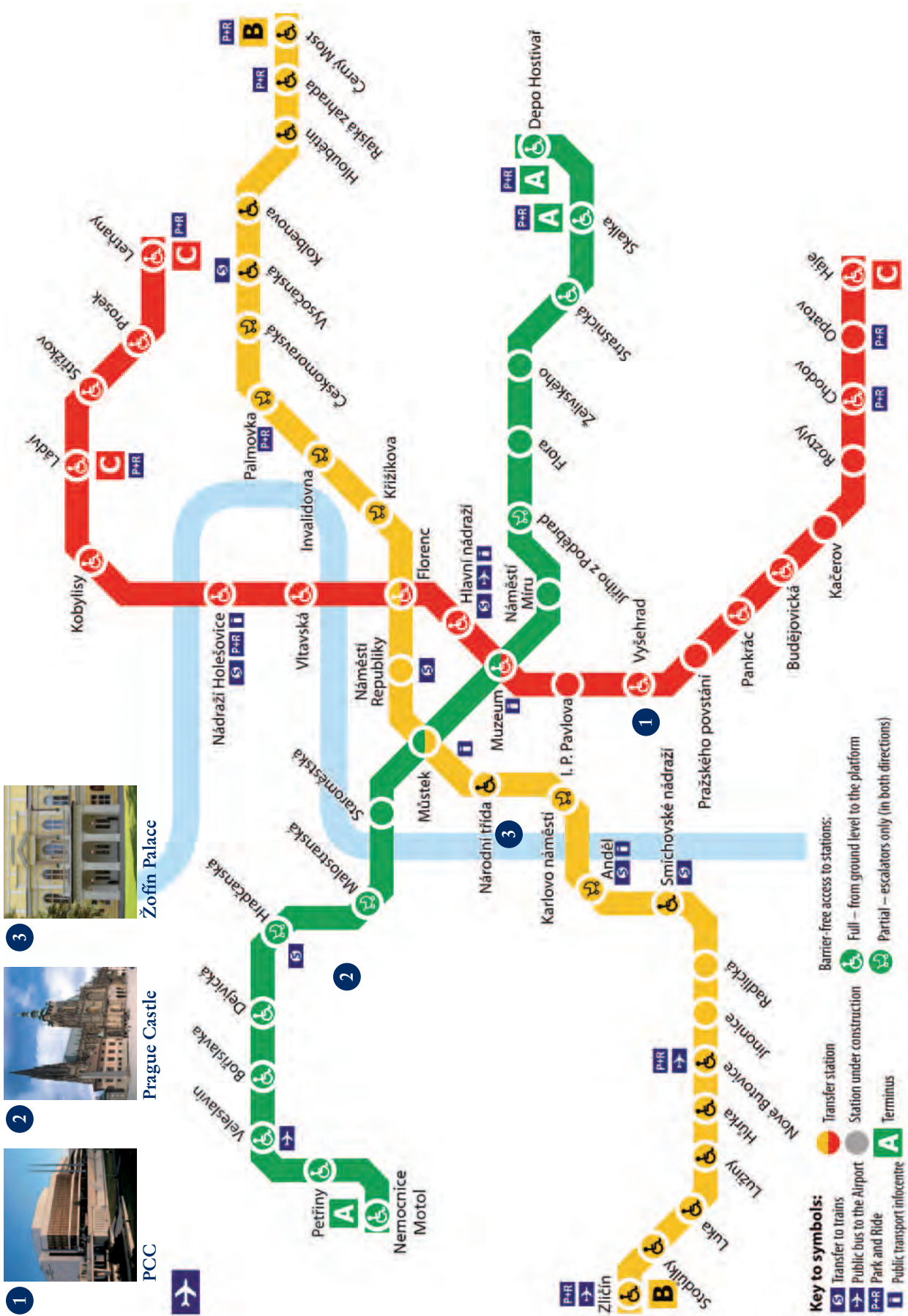





Fourth Floor





Prague (City Centre) Map



- 1  PCC
- 2  Prague Castle
- 3  Žofín Palace



Accompanying Events

Opening Ceremony

Date: Sunday, June 7, 2015
Time: 18:00–20:00
Venue: Congress Hall, Prague Congress Centre
Price: Free for all registered participants



Antonín Dvořák

Held in the Congress Hall, the Opening Ceremony is open to all registered participants. Marc Remacle, CEORL-HNS President, shall begin the evening with a welcome speech. Immediately afterwards, the “Medal of Merit” are to be presented.

Jan Betka, Congress President, shall deliver an unusual lecture titled, “The Geniality and Deafness of Bedřich Smetana”, about one of the most famous Czech composers accompanied with samples of Smetana’s work. The Hradec Králové Philharmonic Orchestra led by conductor Leoš Svárovský shall also perform the highlight of the evening, Antonín Dvořák’s New World Symphony. Join us for these unforgettable moments.

Welcome Cocktail

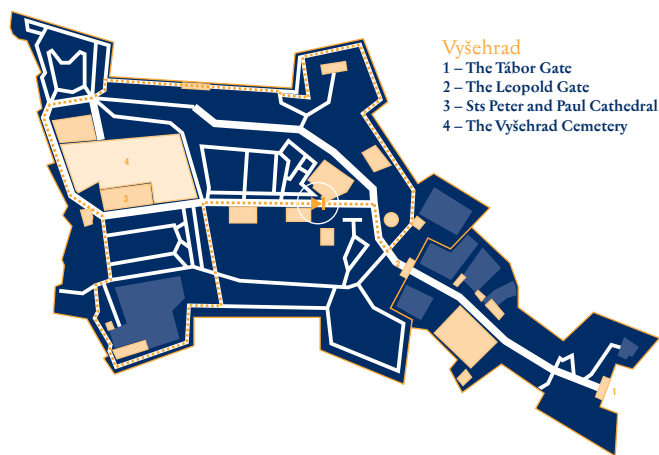
Date: Sunday, June 7, 2015
Time: 20:00–21:00
Venue: Prague Congress Centre
Price: Free for all registered participants, appetizers and drinks included



The Welcome Cocktail is being organized as a very informal event, held directly at the Congress venue after the Opening Ceremony. This allows everyone to register on-site, pick up your Congress materials, explore the exhibition and meet your colleagues in a relaxing atmosphere while enjoying a selection of appetizers. The Welcome Cocktail is to take place on the second floor of the venue with a beautiful view of Prague’s historical centre and the Prague Castle.

Run for Health

Date: Tuesday, June 9, 2015
Time: 7:30
Meeting Time: 7:00
Meeting Point: Prague Congress Centre (Entrance No. 5)
Start: 7:30
Place: Vyšehrad, Prague Congress Centre
Price: Free for all participants



The Run for Health is taking place at Vyšehrad close to the Prague Congress Centre (Congress venue) on Tuesday, June 9, 2015. The number of participants is limited and the length of the run is 4 km. More information about the capacity is at the Registration Desk.

The run starts at 7:30 am. The meeting point is in front of the Prague Congress Centre by Entrance No. 5 at 7:00 am where registration takes place.

Presidential Dinner

Date: Tuesday, June 9, 2015
Time: 19:30
Venue: Prague Castle
Recommended Dress Code: Formal

The Presidential Dinner is taking place at the Prague Castle and is upon invitation only (tickets shall be checked at the entrance).





The Prague Castle, an ancient symbol of the Czech lands, is the most significant Czech monument and one of the most important cultural institutions in the Czech Republic. According to the Guinness Book of World Records, the Prague Castle is the largest coherent castle complex in the world, with an area of almost 70,000 m². A UNESCO World Heritage site, it consists of a large-scale composition of palaces and ecclesiastical buildings of various architectural styles, from Roman-style buildings from the 10th century through to Gothic modifications in the 14th century.

We have a unique possibility to listen to a performance by the Czech famous violist Jitka Hosprová.

Jitka Hosprová



The first Czech viola soloist and world renowned for her art, her albums present gems of Czech violin literature and the classical modern world. Jitka's viola passion gives the audience a clear note of the existence of this overlooked instrument. Viola literature provides fascinating and inspiring composers to compose new pieces. It is stunning to look at this artist.

The whole evening is also accompanied by pianist Radim Linhart.

Radim Linhart

Pianist, composer, singer and bandleader. In 2004, he publically showed his skill by playing and singing 3210 songs and compositions by heart. With this achievement, he broke the world record in the Guinness Book.

Gala Reception

Date: Wednesday, June 10, 2015
Time: 19:30–23:00
Venue: Žofín Palace
Price: 90 EUR per person
Dress Code: Semi-Formal



The fee includes a full buffet dinner (starters, cold and hot main courses, salads, desserts) and unlimited wine, beer and soft drinks.

The Neo-Renaissance Žofín Palace is one of the most notable architectural treasures in Prague. The Large Hall at Žofín regularly hosts the most prominent personalities from business, politics and the arts, not only from this country, but also from abroad.

Tickets for the Gala Reception can be purchased at the Registration Desk. Please note that number of tickets is limited.

The Party Band in the Big Hall of Žofín Palace is going to be playing throughout the entire evening, while in the Small Hall dulcimer music from Moravia shall be played.

Closing Ceremony

Date: Thursday, June 11, 2015
Time: 13:15–13:45
Venue: Meeting Hall I, Prague Congress Centre
Price: Free for all registered participants

After all the events have been held and all the lectures have been presented, the Closing Ceremony closes the Congress with some interesting facts and figures. The best posters are to be presented. And last but not least the destination of the next CEORL-HNS Congress to be held in 2019 will be announced. Join us in Meeting Hall I and say goodbye to your new and old colleagues.



Industry Sponsored Symposia Programme

(Last update on May 14, 2015)

Monday, June 8, 2015, 13:10–14:25, North Hall
TOWARDS NOVEL TINNITUS TREATMENTS

Chair: David Baguley (Great Britain)



Programme: **PROGRESS IN TINNITUS RESEARCH AND CLINICAL TRANSLATION**
Lukas Rüttiger (Germany): WHAT DO WE KNOW ABOUT SYNAPTOPATHIS TINNITUS?
Guido Mühlmeier (Germany): NMDA RECEPTOR ANTAGONISTS IN TINNITUS THERAPY

OUTCOME MEASURES IN CLINICAL TINNITUS RESEARCH
Deborah Hall (Great Britain): MEASURING TREATMENT/RELATED CHANGES WITH THE TINNITUS FUNCTIONAL
Sarah Rabau (Belgium): INDEX PSYCHOACOUSTIC TINNITUS MEASURES – NICE TO HAVE, BUT HOW USEFUL ARE THEY REALLY?

TINNITUS HEALTH ECONOMICS
Iris Nowak-Maess (Netherlands): TINNITUS EFFECTS ON HEALTH-RELATED QUALITY OF LIFE AND COSTS

CONCLUDING REMARKS
David Baguley (Great Britain)

Monday, June 8, 2015, 13:15–14:15, Panorama Hall
INNOVATIONS AND RESULTS

Chair: Bernd Hose (Switzerland)



Programme: **Jan Betka** (Czech Republic): OPENING OF THE COCHLEAR SATELLITE SYMPOSIUM
Frank Koall (Switzerland): WELCOME & INTRODUCTION
Steffen Rose (Switzerland): CONNECTING TO WIRELESS INNOVATION WITH NUCLEUS 6
Jiri Skrivan (Czech Republic): THE PRAGUE EXPERIENCE ON PEDIATRIC BILATERAL IMPLANTATION WITH CI512
Piotr H. Skarżyński (Poland): FIRST EXPERIENCE WITH THE PROFILE SLIM STRAIGHT ELECTRODE CI522
László Rovó (Hungary): EXPERIENCE AND RESULTS WITH BAHAR® ATTRACT. – FIRST EXPERIENCE WITH BAHAR 5
Georg Sprinzl (Austria): OUR FIRST EXPERIENCE WITH CODACS IN ST. PÖLTEN
Frank Koall (Switzerland): SUMMARY & CLOSE

Monday, June 8, 2015, 13:15–14:15, Meeting Hall IV
DISCUSSING APPROPRIATE INTERVENTION STRATEGIES FOR SINUSITIS



Tuesday, June 9, 2015, 13:05–14:20, Meeting Hall IV
INNOVATION AND SYNERGY WITH AP DUO CO2 LASER COMBINING FREE BEAM AND FIBER



Chair: Marc Remacle (Belgium)
Honorary Guest: Jan Betka (Czech Republic)

Programme: **Stephen Lang** (Germany): ENHANCED CLINICAL OUTCOMES OF MICROLASE CO2 FIBER ASSISTED STAPEDOTOMY PROCEDURES
Guido v den Broek (Netherlands): INNOVATIVE TREATMENT PATHWAY UTILIZING CO2 FIBER AND PENTAX FLEXIBLE ENDOSCOPE IN OUTPATIENT SETTING
Novozhilova (Russia): ADVANCED APPROACH FOR TLM USING THE LUMENIS CO2 LASER SOLUTION
Guri Sandhu (United Kingdom): THE ADVANCED APPROACH FOR PRECISION AND CHALLENGING ANATOMY USING THE LUMENIS DIGITAL ACUBLADE AND CO2 FIBERS



Tuesday, June 9, 2015, 13:00-14:30, Panorama Hall
TREATING CANCER EFFICIENTLY; FROM THE OFFICE TO THE OR

OLYMPUS

Tuesday, June 9, 2015, 13:00-14:30, Small Hall
USE OF NOVEL OSMOTIC SELF-EXPANDING DILATION DEVICE FOR TREATMENT OF SINUSITIS: EARLY EXPERIENCE WITH THE VENT-OS® SYSTEM FROM SINUSYS CORP



Chair: Hesham Saleh (United Kingdom)

Programme: Hesham Saleh (United Kingdom)
Jerome Hester (USA)

Tuesday, June 9, 2015, 13:00-14:30, Meeting Hall I
1) AROUND THE TUBE
2) OPTIMIZE WOUND HEALING AFTER SINONASAL SURGERY



Chair: C. Dalchow (Germany)

Programme: C. Dalchow (Germany): BALLOON DILATION OF THE EUSTACHIAN TUBE IN CHILDREN AND ADULTS
H. Sudhoff (Germany): TUBA APERTA-PATOLOGOUS TUBA AUDITIVA DIAGNOSTICS AND THERAPY
G. Lehnerdt (Germany): THE DIFFERENTIAL DIAGNOSIS OF AN IMPAIRED MIDDLE EAR VENTILATION
R. Weber (Germany): HOW TO OPTIMIZE WOUND HEALING AFTER SINONASAL SURGERY

Wednesday, June 10, 2015, 13:05-14:25, Chamber Hall
THE FUTURE OF TRANSCUTANEOUS BONE-CONDUCTION HEARING

Main speaker: Ralf Siegert (Germany)



Programme: V. Racano (USA): MEDTRONIC'S VISION FOR HEARING RESTORATION
H. Vickers (USA): TRANSCUTANEOUS BONE CONDUCTION TECHNOLOGY
R. Siegert (Germany): ALPHA 2 MTO CLINICAL RESULTS





List of Exhibitors

Exhibitor / Stand Number

4 th Congress of European ORL-HNS	4A	International Federation of Oto-Rhino-Laryngological Societies (IFOS)	1A
8 th Instructional Workshop European Academy of Otolology & Neuro-Otology (EAONO)	7A	JP Medical Publishers	5A
Albanian Society of ORL-HNS	3A	Jull Surg	56
Andreas Fahl Medizintechnik-Vertrieb GmbH	38	Karger Publishers	47
ARRI Medical	31	Karl Storz GmbH & Co.KG	21
Atmos Medizin Technik GmbH & Co. KG	14	Leica Mikrosysteme Vertrieb GmbH	2
ATOS MEDICAL AB	3	Lumenis GmbH	12
Auris Medical AG	26	MED-EL Medical Electronics	17
Auto Zrucký/Dealer Nissan	ground floor	MEDI-CARE SOLUTIONS S.R.L.	43
Bien-Air-Surgery SA	27	Mediplast AB	15
Boehring Ingelheim RCV GmbH & Co KG	44	Medtmaging Integrated Solution Inc.	55
Brainlab Sales GmbH	32	Medtronic International Trading Sarl	22
BrilliENT, LLC	34	Merz Pharmaceuticals GmbH	28
Carl Zeiss Meditec AG	23	OLYMPUS EUROPA SE & Co.KG	19
Cochlear AG	20	Ono & Co., Ltd.	52
Cook Medical Europe Ltd.	30	OPTOMIC ESPAÑA S.A.	0
Dr. KIM Co.	49	PENTAX Europe GmbH	35
Dr. LANGER MEDICAL GmbH	1	PHACON GmbH	37
Entellus Medical Inc.	33	Pinpoint Scotland Ltd	54
European Board Examination Oto-Rhino-Laryngology-Head and Neck Surgery (EBEORL-HNS)	8A	RICHARD WOLF GmbH	8
Ewopharma spol. s r.o.	9A	Saegeling Medizintechnik s.r.o.	53
FENTEX medical GmbH	5	Servona GmbH	29
Fiagon AG Medical Technology	7	SinuSys Corp	36
G. Heinemann Medizintechnik GmbH	6	Smith & Nephew	42
Georges Portmann Institute	2A	SOREDEX	51
GlaxoSmithKlein, s. r.o.	41	SPIGGLE & THEIS Medizintechnik GmbH	18
GN Otometrics A/S	39	SpiroMedical	45
Grace Medical, Inc.	40	Sutter Medizintechnik GmbH	4
HAPPERSBERGER OTOPRONT GmbH	25	The Royal College of Otolaryngologists – Head and Neck Surgeons of Thailand	6A
Heinz Kurz GmbH Medizintechnik	16	Tristel Solutions Limited	10
IBSA Institut Biochimique SA	13	Union of the European Phoniaticians (UEP)	11A
IGEA S.p.A.	9	Wisepress Ltd	46
INNOFORCE SIA	24	XION GmbH	31a
International Federation of Head and Neck Oncologic Societies (IFHNOS)	10A	Xoran Technologies LLC	48

The Exhibition will be open on Sunday, June 7, 2015 at 20:00 o'clock.

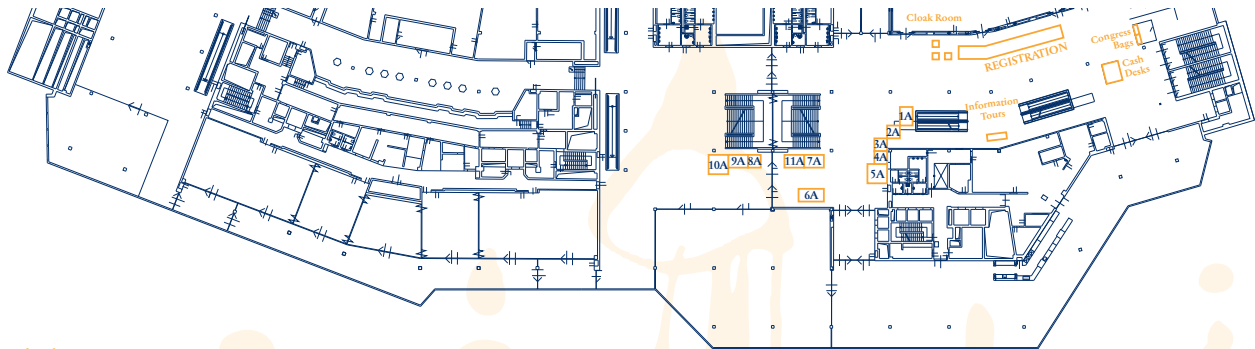
Exhibition Hours:

Sunday, June 7, 2015	20:00–21:30
Monday, June 8, 2015	08:30–17:30
Tuesday, June 9, 2015	08:30–17:30
Wednesday, June 10, 2015	08:30–17:30
Thursday, June 11, 2015	08:30–13:00

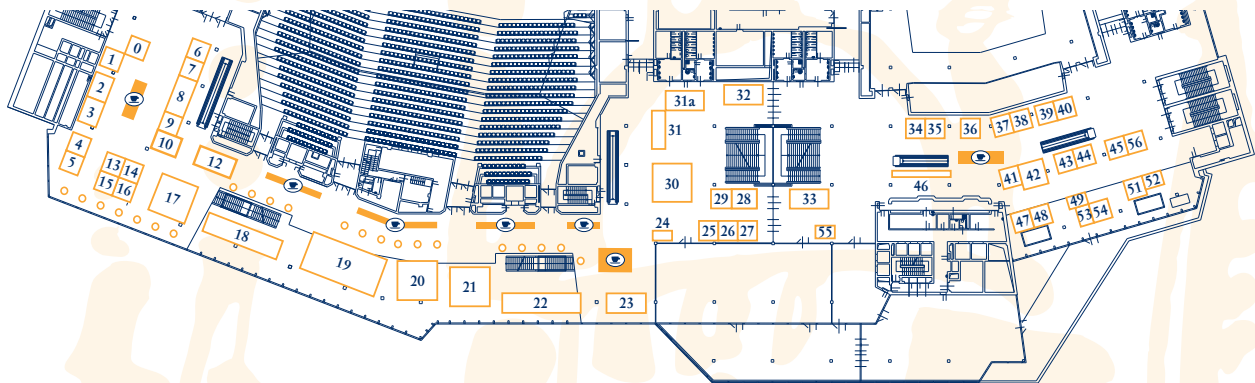


Exhibition Plans

First Floor



Second Floor



1A	International Federation of Oto-Rhino-Laryngological Societies (IFOS)
2A	Georges Portmann Institute
3A	Albanian Society of ORL-HNS
4A	4 th Congress of European ORL-HNS
5A	JP Medical Publishers
6A	The Royal College of Otolaryngologists – Head and Neck Surgeons of Thailand
7A	8 th Instructional Workshop European Academy of Otolology & Neuro-Otology (EAONO)
8A	European Board Examination Oto-Rhino-Laryngology-Head and Neck Surgery (EBEORL-HNS)
9A	Ewopharma spol. s r.o.
10A	International Federation of Head and Neck Oncologic Societies (IFHNOS)
11A	Union of the European Phoniaticians (UEP)

0	OPTOMIC ESPAÑA S.A.
1	Dr. LANGER MEDICAL GmbH
2	Leica Mikrosysteme Vertrieb GmbH
3	ATOS MEDICAL AB
4	Sutter Medizintechnik GmbH
5	FENTEX medical GmbH
6	G. Heinemann Medizintechnik GmbH
7	Fiagon AG Medical Technology
8	RICHARD WOLF GmbH
9	IGE A S.p.A.
10	Tristel Solutions Limited
12	Lumenis GmbH
13	IBSA Institut Biochimique SA
14	Atmos Medizin Technik GmbH & Co. KG
15	Mediplast AB
16	Heinz Kurz GmbH Medizintechnik
17	MED-EL Medical Electronics
18	SPIGGLE & THEIS Medizintechnik GmbH
19	OLYMPUS EUROPA SE & Co.KG
20	Cochlear AG
21	Karl Storz GmbH & Co.KG

22	Medtronic International Trading Sarl
23	Carl Zeiss Meditec AG
24	INNOFORCE SIA
25	HAPPERSBERGER OTOPRONT GmbH
26	Auris Medical AG
27	Bien-Air-Surgery SA
28	Merz Pharmaceuticals GmbH
29	Servona GmbH
30	Cook Medical Europe Ltd.
31	ARRI Medical
31a	XION GmbH
32	Brainlab Sales GmbH
33	Entellus Medical Inc.
34	Brilliant, LLC
35	PENTAX Europe GmbH
36	SinuSys Corp
37	PHACON GmbH
38	Andreas Fahl Medizintechnik-Vertrieb GmbH
39	GN Otometrics A/S
40	Grace Medical, Inc.
41	GlaxoSmithKlein, s. r.o.
42	Smith & Nephew
43	MEDI-CARE SOLUTIONS S.R.L.
44	Boehringer Ingelheim RCV GmbH & Co KG
45	SpiroMedical
46	Wisepress Ltd
47	Karger Publishers
48	Xoran Technologies LLC
49	Dr. KIM Co.
51	SOREDEX
52	Ono & Co., Ltd.
53	Saegeling Medizintechnik s.r.o.
54	Pinpoint Scotland Ltd
55	Medtmaging Integrated Solution Inc.
56	Jull Surg
ground floor	Auto Zrucký/Dealer Nissan



Supporters Profiles



Cochlear®

Hear now. And always

Contact: Kerstin Eyrich
E-mail: Keyrich@cochlear.com
Web: www.cochlear.com

Cochlear is the global leader in implantable hearing solutions. Our mission

- We help people hear and be heard. We empower people to connect with others and live a full life.
- We help transform the way people understand and treat hearing loss.
- We innovate and bring to market a range of implantable hearing solutions that deliver a lifetime of hearing outcomes.

Cochlear develops a range of products including cochlear implants, bone conduction implants and acoustic implants, which address different types of hearing loss. Whether these hearing solutions were implanted today or many years ago, Cochlear guarantees that new technologies and innovations are available to its recipients. The company invests more than AUS\$100 million each year in research and development and currently participates in over 100 collaborative research programs worldwide.

Over 400,000 people of all ages, across more than 100 countries, now hear because of Cochlear. Cochlear's promise is 'Hear now. And always' – to provide recipients with the best possible hearing and support for the rest of their lives.



Contact: Stuart Hendry
E-mail: shendry@entellusmedical.com
Web: www.entellusmedical.com

Entellus Medical delivers innovative, high quality minimally invasive therapeutic solutions to healthcare providers and their patients who suffer from sinusitis.

OLYMPUS

Web: www.olympus-global.com

„At this year's European ORL-HNS meeting in Prague Olympus will launch two new products to the ENT community. The first product is a high Speed Drill as an addition to the Diego Elite Shaver console. The other launch is that of the Thunderbeat Open Fine Jaw (OFJ). This OFJ has been specifically designed for open surgical procedures that require delicate and fine tissue dissection. This product provides the unique combination of ultrasonic and bipolar energy in SEAL & CUT mode. Please visit the Olympus booth to get informed of these new products.“



KARL STORZ – ENDOSKOPE

Address: KARL STORZ GmbH & Co. KG
Mittelstr. 8, 78532 Tuttlingen, Germany
Tel.: +49 7461 708-0
Fax: +49 7461 708-105
E-mail: info@karlstorz.com

KARL STORZ is one of the world's leading suppliers of endoscopes for all fields of application and is well-known for its innovative and high-quality products.



Medtronic

Ulevit od bolesti · Obnovit zdravi · Prodložit život

Web: www.medtronic.com

Medtronic is the global leader in the medical device industry. We are focused on improving the lives of millions of patients each year. We are changing the way the world treats chronic disease by thinking beyond products and beyond the status quo. Our Mission is to alleviate pain, restore health, and extend life.

The Medtronic Mission guides our day-to-day work, serves as an ethical framework and an inspirational goal for employees around the world.



Address: SPIGGLE & THEIS Medizintechnik GmbH
Burghof 14, 51491 Overath, Germany
Tel.: +49 2206 9081-0
Fax: +49 2206 9081-13
E-mail: export@spiggle-theis.com
Web: www.spiggle-theis.com

For more than 20 years Spiggle & Theis is an international company specializing in otolaryngology and head and neck surgery. As a company, a manufacturer and service provider in the field of medical technology, we are committed to the quality of our products, the welfare of the patient and the support of the physician. Export business is extremely important for us and plays a vital role in our growth strategy.



Web: www.aurismedical.com

Auris Medical is a Swiss biopharmaceutical company developing therapeutics that address important unmet medical needs in otolaryngology. The Company is currently focusing on the development of treatments for acute inner ear tinnitus (AM-101) and for acute inner ear hearing loss (AM-111) by way of intratympanic injection with biocompatible gel formulations.



Web: www.cookmedical.com/otolaryngology/

Cook Medical is a global pioneer in advancing minimally invasive procedures to help surgeons effectively treat patients. The Otolaryngology/Head and Neck Surgery clinical division offers medical devices and biological materials to assist in sialendoscopy, esophageal dilation and soft tissue repair for dural, nasal and otologic procedures.



Web: www.ophtalmic.lumenis.com

Our groundbreaking CO₂ laser, the AcuPulse™ DUO, empowers surgeons with ultimate flexibility by integrating both fiber & free beam modalities on a single platform. The AcuPulse DUO addresses a broad range of clinical solutions for ENT; combined with its full range of accessories, it's a powerful surgical tool that gives the surgeons the freedom to customize beam delivery and control tissue effect for optimal balance between surgical precision and microvascular hemostasis.



Web: www.medel.com

MED-EL is a leading provider of hearing implant systems worldwide and one of the pioneers in the industry offering the widest range of implantable solutions to treat various degrees of hearing loss. MED-EL's mission is to overcome hearing loss as a barrier to communication.



Web: www.sinusys.com

SinuSys Corp. strives to improve the health of patients worldwide through the development and commercialization of the Restora™ drug delivery technology, the Vent-Os® Sinus Dilation System and other osmotic and rate-controlled therapies for serious ear, nose and throat conditions.



Web: www.smith-nephew.com

A global medical technology business, dedicated to helping improve people's lives.

Smith & Nephew's unique COBLATION™ technology has procedural focus in Tonsils, Adenoids, Sinus and Sleep related conditions. New innovations for surgery include the ENTACT™ septal stapler, SERPENT™ articulating instruments for sinus surgery and MEDIENT™ middle turbinate implant, designed to prevent middle turbinate lateralization.



Address: Carl Zeiss Meditec AG
Goeschwitzer Strasse 51-52, 07745 Jena, Germany
Tel.: +49 3641 – 220 0
Fax: +49 3641 – 220 112
E-mail: info.meditec@zeiss.com
Web: www.meditec.zeiss.com

Carl Zeiss Meditec AG supplies and provides innovative technologies and application-oriented solutions designed to help doctors improve their patients' quality of life. Worldwide ear, nose and throat specialist put their trust in the know-how of ZEISS.



Author Index – Oral Presentations

(Last update on May 14, 2015)

This index includes the following persons: **Pre-courses** – directors, **Keynote Lectures** – lecturers, **Round Tables** – moderators and panelists, **Instructional Courses** – chairs and co-instructors, **Free Papers** – first authors of papers.

A					
Aaltonen L.-M.	46	Barbara M.	34, 68	Carta F.	83
Abelardo E.	73	Barbosa L. A.	63, 113	Castelnuovo P.	14, 22, 24, 70, 92, 118, 119, 124, 128
Abrams J.	111	Barczak W.	29	Castro A.	37, 46
Abu-Ghanem S.	19	Barnes M.	50, 67	Castro Silva J.	24
Accorona R.	91	Barros E.	38, 58	Caton N. L.	67
Acharya S.	49	Barroso Ribeiro R.	38	Caversaccio M.	23
Adali M. K.	50	Basak H.	23	Cayé-Thomas P.	30, 40, 44, 79
Adilbay D. G.	83	Basheeth N.	57	Celakovsky P.	61
Adzimová S.	124	Bassim M.	131	Çelik O.	88
Afolabi O. A.	23	Bastier P. L.	23	Cenjor C.	135
Agius A.	38	Battaglia P.	14, 24, 58, 119, 128	Cerejeira R.	51
Agrawal S.	33	Bau P.	109	Cernea C.	104
Agrawal Y.	126	Baudoin T.	59, 100	Černý M.	81
Ahern S.	95	Baumgartner W. D.	135	Chabolle F.	44, 112
Ahmady Roozbahany N.	51	Bayır Ö.	57	Chan J. Y. W.	91, 129
Ahmed N.	19, 61	Baziari Delavar H.	118	Channir H. I.	35
Ahn S.-H.	26	Beaver M. E.	81	Chantrain G.	117
Al-Hussaini A.	67, 81, 112	Behr R.	65, 71	Chaturvedi P.	18, 26, 35, 36
Al-Qudah M.	40, 100	Bella Z.	59	Chauvet D.	23
Alagić-Smeilbegović J.	50	Bellussi L. M.	60	Chekaldina E.	23
Alamry S. S.	21	Benazzo M.	106	Chepeha D.	106
Alanin M. C.	69	Bernal-Sprekelsen M.	28, 58, 96, 100, 101, 128	Chevalier D.	63
Albegger K.	39, 102	Bernardeschi D.	30, 88	Chiesa Estomba C. M.	45
Albert D.	25, 41	Bertino G.	61	Chirilă M.	46
Albu S.	100	Betka J.	15, 30, 39, 56, 74, 125	Cho K.	69
Aldren C.	44, 98	Betka Jaroslav	111	Choksi V.	18, 102
Alghamdi S. A.	91	Bhalekar S. B.	115	Chou Y. L.	97
Ali S.	73	Bhatt N.	74, 102	Chovanec M.	42, 117
Alkan U.	35	Bingham B.	50, 66, 102	Chow V.	94, 117
Almadori G.	29	Bird J. H.	105	Chow V. L. Y.	91
Almomen A. A.	79	Bizzoni A.	20	Christensen A.	115
Alobid I.	68, 118	Blanchard D.	26	Chrobok V.	32, 40, 55, 114
AlQahtani A. A.	93	Blumen M.	112	Chung K.	20
Alwashahi M. K.	23	Boavida M.	69	Ciolofan S.	95
am Zehnhoff-Dinnesen A.	114	Bolzoni-Villaret A.	58, 69, 107	Cobzeanu D.	62
Amir I. L.	65	Borysenko O.	28, 65, 122	Cobzeanu M. N.	73
Andrey Tibirna	37	Bouček J.	123, 133	Čoček A.	94
Aničin A. B.	73	Bradley P.	34, 46, 58, 61	Colletti G.	75, 85
Ansarin M.	28	Brahmabhatt P.	57	Conboy P.	129
Antohi A. I.	71	Brandau S.	123	Constantinidis J.	50, 72, 100
Apaydin F.	39, 72, 82	Breda E.	63, 132	Cordero A.	99
Araújo J.	67	Bruce I.	101, 108, 131	Cornet M. E.	119
Arellano A. M.	114	Bruchhage K.	31	Costales M.	25
Arens C.	117, 125	Brunner M.	19	Cousins V.	20, 42, 68
Arora S.	24	Bruschini R.	106, 130	Coutinho M. B.	109
Arsovic N. A.	55	Burduk P. K.	107	Cozma S.	44
Aschendorff A.	54	Burian M.	132	Crevier Buchman L.	97
Astl J.	57, 110	Busaba N.	22, 44	Csanady M.	75
Atula T.	103	Bussu F.	24, 41	Cunha Ribeiro D.	109
				Cymerman J. A.	73
B		C		D	
Bach A.	95	Cabral R. M.	51, 77	Dalchow C. V.	31, 65
Bach C. A.	83	Čada Z.	34, 126	Dalianis T.	60
Bachmann-Harildstad G.	84	Çakmak Ö.	38, 48, 82, 83	Danesi G.	20, 70
Bahgat Y. S.	45, 112	Campos G.	81, 134	Danic Hadzibegovic A.	47
Bailey M.	74	Cárdenas Escalante M. P.	113	Danielides V.	50
Baizhumanova A. S.	77	Carder C.	94	Daoud M.	91
Bakhshinyan V.	32	Caria M.	32	Dauman R.	74
Banaszewski J.	106	Carrillo J. F.	24		



Davies K. V.	29	Faitlova H.	118	Hagen R.	77, 80, 103, 106
de Bree R.	18, 74	Fakhry N.	69, 94	Hahn A.	32, 33
de Jong F.	114, 115	Farneti D.	47	Haider H.	32
de la Mota M.	39	Farneti P.	69	Hamid O.	54
De M.	95	Farr M. R.	89	Han S.	67
de Roquefeuil E.	115	Felding U. A.	25	Handa K. K.	18, 76
Debernardi F.	119	Felisati G.	51	Hanna E. Y.	123, 128
Decat M.	28, 89, 99	Fergie N.	89	Hans S.	35
Decq Mota S. T.	51	Ferrari S.	106	Hantzakos A.	80
Dedivitis R.	84	Ferrel F.	65	Harguindey A.	40, 99, 116
Deganello A.	95, 130	Ffk Z.	115	Harrison-Phipps K.	36
Dehgani Mobaraki P.	43	Filipo R.	54	Hartl M.	115
Deichmueller C. M.	105	Fiz I.	63	Heathcote K.	97
Dejonckere P.	114	Fliss D.	18, 85, 106	Heimdal J.-H.	46
del Bon F.	62	Fokkens W.	92, 100	Helfferich F.	116
della Volpe A.	131	Fraysse B.	54, 98	Helman J.	106
Denoyelle F.	122, 133	Freier B.	127	Herman P.	58, 68, 92, 128
Deo R. P.	125	Freire F.	66	Hernandez A.	103
Desouky M. F.	81	Friberg D.	113	Herranz J.	37
Desuter G.	14, 76, 134	Fridman G.	64	Herzallah I.	22, 84, 127
Di Francesco R.	131			Hessén Söderman A.	105
Di Lullo A. M.	59	G		Hijano R.	103
Dias L.	91	Gabriel T. S.	101	Hildenbrand T.	22, 50
Dietz A.	90, 111, 123	Galera Ruiz H.	127	Hizal E.	93
Dijkers F. G.	76, 80	Gallus R.	24	Hizalan I.	116
Djeric D.	68	Garas G.	95	Hocevar-Boltezar I.	46, 134
Djukic V.	130	Garashchenko T. I.	79, 101	Hoffer M.	54
Djurhuus B. D.	109	García-Berrocal J. R.	54	Hoffmann C.	26, 63
Doherty C.	108, 131	Gassner H. G.	38, 48, 49, 73, 82	Hoffmann T.	28, 123
Doležal P.	25, 85, 129	Gavilán J.	19, 37, 46, 55	Hofman R.	32
Drike I.	93	Gavriel H.	50	Hol M.	96
Dršata J.	114	Gelardi M.	119	Honda K.	19
Dulguerov P.	34, 95, 129, 132	Geneid A.	77, 114, 134	Honnurappa V.	31, 40, 71
Dumitru M.	19, 110	Georgalas C.	84, 92, 123	Hörmann K.	112
Dupret-Bories A.	95	George M. M.	37, 115	Hosal S.	94, 102
Duvvuri U.	35	Gerber N.	70	Huang W. H.	65
D'Souza A.	39, 48, 82	Ghobrial N. T.	107	Hullar T.	126
		Gildener-Leapman N.	81	Hultcrantz M.	50, 130
E		Giotakis E.	124	Hummel T.	111, 118
Ebmeyer J.	135	Giovanni A.	47, 69, 76, 80	Hüttenbrink K. B.	14, 21, 30, 44
Eckel H. E.	62	Gleeson M.	42, 117	Hwang L. A.	26
Egorov V. I.	67	Glowania A.	127	Hytönen M.	118
Ekwall C.	130	Glushko A.	85		
El Achkar I. Y.	85	Gobbi R.	45, 113	I	
El-Marakby H. H.	73	Godballe C.	125	İkiz A. Ö.	102
El-Shunnar S. K.	57	Gogarty D. S.	26	Incesulu A.	135
ElBadrawy A.	95	Golusinski P.	29, 130	Iravani K.	41
Elbosraty H.	58, 74	Golusiński W.	90, 105	Irjala H.	125
Eldehn A. F.	93	Gonçalves P.	59	Iro H.	34, 105, 110
Eloy P.	96, 128	Graamans K.	70		
Emmett S.	88	Grachev N. S.	69	J	
Enache R.	89	Grammatica A.	83	Jahn C.	113
Enver N.	102	Gray S.	22	Jaiswal D.	18, 83
Escabasse V.	51	Gregory L.	89	Jardim A.	67
Eshraghi A.	54	Grgić M. V.	96	Jecker P.	110, 111
Espeso A.	71	Groh D.	109	Jegoux F.	41, 57, 73
Esteban Ortega F.	68	Grolman W.	54, 88, 107	Jeřábek J.	126
Estebe S.	57	Guastini L.	35	Jesic S. D.	55
Estêvão R.	61	Gueldner C.	35, 115	Jiandong Li	71
Evans M.	90	Gugatschka M.	77, 80, 134	John S.	21
Evasovich M.	29	Guinand N.	64	Jorge Mendes G.	75
Eviatar E.	50	Guyot J. P.	126	Jorissen M.	92, 108
		Gwizdalska I.	51	Joseph C. A.	26
F				Joshi A.	18
Fadda G.	56	H		Jovancevic L.	119
Fahmy F. F.	68	Haerle S.	19	Jovic R.	132



Jurovcik M.	109	Kuo M.	39, 40	Marangos N.	42
Just M.	111			Marchal F.	18, 34, 104, 129
Juvekar S. L.	18	L		Mardassi A.	33, 105
K		Lagier A.	97	Margolin G.	105
Kabarriti R.	24	Lameiras A. R.	71	Marie J.-P.	80, 97
Kacker A.	22, 44	Lampe C.	78	Marino-Sanchez F.	128
Kalaycik-Ertugay C.	50	Landis B.	118	Marsk E.	130
Kamalski D. M.	97, 99	Lang S.	28, 90	Martinec Nováková L.	119
Kamel U. F.	33	Lanisnik B.	19	Martone C.	23, 84
Kanemaru S.-I.	65	Lansaat L.	47	Matar N.	115
Kang S. Y.	35	Lapotko D.	62	Matoušek P.	84
Kanzara T. T.	31	Lares H.	25, 41	Mattavelli D.	23
Karaman M.	112	Larrosa F.	103	Matu S.	97
Karatayli Ozgursoy S.	35, 81	Lasisi A.	108	Maurer J. T.	45, 112
Karkos P.	132	Lassaletta L.	55, 96, 98	Mazurek B.	32, 33
Karpischenko S.	84	Laszig R.	40, 98, 135	McKinnon B.	88
Kaschke O.	107, 123	Latsyeva E.	99	Meço C.	84, 100, 128
Kastner J.	111	Lauda L.	20, 21	Mehanna H.	36, 60, 90, 102
Katona G.	46, 101	Laury A.	127	Mehlhorn H.	111
Katotomichelakis M.	50	Lawson G.	46, 90	Melikov E. A.	26
Katra R.	75	Lee S. W.	77	Melnikov M.	66, 84
Kaura A.	19	Lehnerdt G.	40, 69, 131	Menezes Peres M.	33
Kavaric P.	49	Leichtle A.	55	Menger D. J.	48, 72, 82
Keck T.	58	Lepera D.	69	Merfeld D.	64, 126
Keilmann A.	78	Lesinskas E.	28	Mesallam T. A.	81
Keintzel T.	70	Leszczyńska M.	132	Michel J.	49, 59
Khoramshahi H.	81	Letort J.	118	Mickielewicz A.	43
Kikidis D.	65	Lettieri S.	82, 106	Mikulec A.	34, 64, 98, 133, 135
Kileny P.	108	Leunig A.	58, 66, 100	Milovanović J.	62
Kim K. H.	36	Lewis R.	64, 65, 126	Mindruta-Stratan R. P.	37
Kiroglu M.	122	Li J. R.	89	Mir N.	85
Kiss J. G.	21, 40	Lim K. H.	59	Mlynski R.	99
Klačanský J.	122	Limani A.	132	Mocanu B.	23
Kloos R.	37	Lindstad P.-A.	42	Möckelmann N.	129
Klozar J.	60, 90	Lino J.	109	Moffat D.	30, 64, 88
Kluh J.	68	Liutkevicius V.	117	Mohammad M. O.	69
Klussmann J. P.	60, 129	Locatelli D.	123	Mohebbi A.	85
Knecht R.	90, 104	Loglisci M.	99	Molter D.	108
Knezevic V.	50	Lombardi D.	24, 57, 59, 94, 96, 129	Monteiro E.	63
Kocak I.	77	Lopatin A.	23, 92, 100	Moore A.	61
Kodama N.	77	López F.	49	Moraleta Deleito J.	31
Komínek P.	43, 96, 136	Lorenz K. J.	92, 130	Morera C.	30, 44
Kompis M.	21, 96	Lorenz R.	18	Mori E.	119
Kono T.	77	Lörincz B. B.	28, 48, 110	Morselli P.	82
Konstantinidis I.	124	Lowy A.	21	Mostafa B. E.	70
Kopeć T.	103	Lukeš P.	102, 115, 125	Muhlfay G.	50
Korkmaz H.	132	Lukešová E.	60	Mulazimoglu S.	31
Koskinen A.	25	Lund V.	84, 92, 93, 100	Müller A.	80
Kostřica R.	22	Lydiatt W.	104	Müller R.	67
Kotecha B.	45, 113	M		Müller S.	24
Koukkoullis A.	47	Macchi A.	107, 119	Muscat K.	63
Kovář D.	85	Máchalová M.	131	Mustafaev D. M.	41, 95
Kowalski L. P.	18, 129	MacNeilage P.	126	Myer III C.	74
Koycu A.	101	Magalhães C.	33	Myers E.	18, 90
Kozulina M.	85	Magner M.	78	N	
Krawczynski M.	38, 48	Mahalingam S.	43, 63	Nachalon Y.	37, 61
Krespi Y. P.	45, 123	Mahieu H.	76	Nair D.	18
Krishnan S.	90	Mäkitie A.	74, 104	Nasri S.	51
Kryukov A. I.	93	Malinvaud D.	89	Nawka T.	97
Krzieski A.	112	Manciooco V.	29	Negoias S.	118
Kucajeva G.	103	Mandke K.	88	Nelu R. E.	79
Kum C.	75	Manea C.	84, 117	Nerfeldt P.	45
Kumai Y.	105	Manisali M.	66	Neumann K.	108
Kumar S.	51, 76	Maniu A.	55	Neuschaefer-Rube C.	114
Kunst D.	30, 70, 136	Manrique M.	30, 40, 54	Neves J. C.	38, 48, 82



Ng S. K.	104	Pistochini A.	59	Savovic S. N.	93
Nicolai P.	25, 58, 92, 94, 110	Pitkin L.	56	Saylam G.	103
Nicollas R.	108	Plaza G.	54	Schalek P.	111
Niemczyk K.	44	Plontke S.	34, 54, 78, 126	Schindler A.	114, 134
Nikolaou A.	39	Plzák J.	56, 92, 110	Schlömicher-Thier J.	134
Nilsen K. S.	65	Polyakov A. P.	49	Schmidt T.	124
Nordbladh I.	109	Ponikau J.	100	Schneider-Stickler B.	29, 41, 114
Nour Y.	93	Popov T. M.	117	Schraders M.	136
Nouraci R.	45, 60, 113	Portmann D.	28, 89, 122	Schreiber A.	43
O		Postelnicu V.	75	Schrey A. R.	81
Oates J.	88	Pototschnig C.	29, 77, 80	Schröder S.	135
Obeso S. A.	81	Pourová R.	33	Schutte H. W.	63
Obtulovičová K.	103	Pracy P.	129	Schwager K.	136
Occhini A.	106	Prasad S.	103	Sebelik M.	18, 56
Offeciers E.	88, 98	Prasad S. C.	20, 122, 131	Šebová I.	41
Ofo E.	35, 61, 90, 125	Presutti L.	64	Seitz D.	105
Oguz H.	134	Profant M.	20, 32, 68, 98	Selesnick S. H.	30
Olgun L.	135	Profant O.	33	Sellari Franceschini S.	67
Omar E.	26	Prokopakis E.	92, 127	Šereg Bahar M.	117
Oron Y.	89	Prymula R.	132	Serrano R.	47
Osborne S.	66	Psychogios G.	110, 130	Seung Hoon Woo	35
Osipenko E.	31, 117, 134	Pusalkar A. G.	99	Shah J.	56, 102, 103, 104
Özdek A.	64	Puxeddu R.	125	Shaha A.	36, 57, 104, 125
Özgirgin N.	78, 122, 131	Q		Shandilya M.	48, 72
Ozkurt F. E.	33	Qudah M.	40, 79, 100	Shchipskiy A. V.	43
Ozluoglu L.	126	Quer M.	61, 74, 104	Sheikhany A.	47
O'Donoghue G.	54	R		Shevchenko S. P.	29
P		Radulescu L.	40	Shilenkov K. A.	43
Paderno A.	94	Ramadan H.	66, 75, 108	Shimizu Y.	41
Palade O. D.	37	Ramos Macias A.	30	Shirazi A.	33
Palma P.	72, 73	Rassekh C.	34	Shkedy Y.	91
Pang K. W.	25	Rebol J.	70, 99	Sica E.	119
Parente P.	102	Remacle M.	14, 28, 39, 62, 76, 77, 80, 98, 115	Sičák M.	83
Pasquini E.	68	Renkonen S.	49	Sichel J.-Y.	101
Passali D.	32, 79, 92	Ribeiro Costa N.	101	Siddiqi N.	101
Passali G. C.	118	Ricci-Maccarini A.	76, 98	Šifrer R.	94, 117
Patel Z.	127	Riechelmann H.	91	Simo R.	36, 62, 125
Patrascu E.	119	Říhová B.	28	Singh R. P.	49, 61
Paulucci B. P.	101	Rodrigues F. N.	83	Sistiaga Suárez J. A.	46
Pavelec V.	44, 75	Romanchishen A. F.	37	Sitnikov V. P.	71
Pavlovcinova G.	75	Romano G.	101	Sjogren E.	80
Pedersen U.	39, 102	Roussel L. M.	24	Skarzynski H.	133
Penco S.	63	Roustan V.	55	Skarzynski P. H.	31, 68, 70, 88, 133
Pennings R.	88, 133	Rovo L.	96, 98, 133	Skřivan J.	98, 135
Pepe G.	22, 44	Rozsasi A.	58	Skrtic S.	76
Perenyi A.	71	Rusetsky Y.	41, 79	Šlapák I.	40, 74, 79, 108
Peretti G.	61, 62	Rusiecka M.	99	Smatanová K.	114
Pérez Marrero N. E.	91	S		Smetana K.	132
Perez N.	126	Saba C.	80	Smilek P.	29
Perez R.	131	Sabri A.	129	So A.	108
Peric A.	119	Sagardoy T.	115	So-Yoon Lee	97
Perkins R.	108	Sahin M.	109	Soares M. T.	43
Pianta L.	25	Saibene A. M.	47, 119	Sohn J.-H.	36
Piazza C.	57, 61, 62, 83, 95, 106, 125	Salch H.	22, 38	Sojak J.	37
Picard A.	24	Sallavaci S.	68	Soklic Kosak T.	51
Piccin O.	82, 112	Salzman R.	136	Soler-Lluch E.	67
Piccirillo E.	20, 65, 116	Sama A.	128	Soloperto D.	64
Pieri F.	98	Sandhu G.	60, 76	Somers T.	26, 70, 116
Pietruszewska W.	33	Sanna M.	20, 89, 116, 133	Sommer U.	112, 113
Pikelis A.	105	Santos T. S.	94	Songu M.	49
Pimentel J.	124	Sarafoleanu C.	58, 66	Sood S.	129
Pinto A. N.	109	Saunders J.	20, 54	Sopko J.	114
Pinto V.	82			Sosna M.	89
Pipolo C.	25, 79			Sousa Vieira A.	38, 72, 118
				Soylu L.	129
				Spremo S.	55



Spriano G.	94	Turner H.	19	Wolf M.	85
Sprinzl G. M.	70	Turri-Zanoni M.	59, 128	Woods R. S.	29
Sproat R.	91	Tvinnereim M.	113	Woolford T.	38, 48, 72, 82
Stankovic M.	95				
Stárek I.	34, 103	U		X	
Stark B.	130	Uçar C.	55	Xavier R.	38, 72, 107
Steffen L.	41	Uddin J.	66		
Sterkers O.	30, 116	Uloza V.	60, 97	Y	
Stewart M.	43	Uloziene I.	89	Yatsenka V. V.	107
Stjernquist-Desatnik A.	130	Ulualp S.	113	Yilmaz Hanege B.	89
Stobbs Nicola	67	Ulug T.	42, 78, 88	Yilmaz T.	71, 89
Stoeckli S.	18	Unteregger F.	47	Yoshizaki T.	24
Storck C.	41	Uzun C.	31, 116	Young K.	95
Straková K.	111			Yung M.	78, 136
Štrympl P.	110	V		Z	
Sudhoff H.	78, 135	van Wijk E.	133	Zabolotnyi D	107
Suen J. Y.	128	Vander Poorten V.	36, 49, 104, 129	Zábrodský M.	80, 102, 110, 111, 125
Suharschi I.	49	Varini A.	22	Zaderenko I. A.	73
Sultész M.	79	Vasyliov V. M.	105	Zafereo M.	18, 56
Sundar G.	20	Vaz de Castro J.	37, 119	Zahnert T.	116
Šurda P.	66, 93, 124	Vega-Céliz J. L.	59	Zeleník K.	136
Suurna M.	44	Velagapudi S. B.	59	Zenk J.	34, 105, 110
Švec J. G.	134	Verhaert N.	70, 133	Zocchi J.	79
Svenberg Lind C.	19	Verse T.	112	Zubiaur F. M.	81
Swift A.	50	Vicheva D.	108	Zvěřina E.	116
Syka J.	33	Vilaseca I.	28, 62		
Szakács L.	66	Vincent C.	21, 28		
Szcezek A.	32, 33	Vincent R.	88, 96		
Szewczyk M.	19	Virkkula P.	85		
Sziklai I.	21, 98	Vlad D.	51		
Sztanó B.	75	Vlček P.	56		
Szyfter W.	70, 109, 135	Vodička J.	118		
		Vogt K.	69, 93, 112		
T		Vokurka J.	23, 74, 127		
Tae K.	36, 57	Volk G. F.	29		
Taglietti V.	83	Volk M.	108, 131		
Takeda M.	43	Volkenstein S.	133		
Tan C. T.	19	Volpi L.	107, 124		
Tange R.	98	von Buchwald C.	60		
Tarabichi M.	31, 64	Vukasinovic M.	130		
Taran M.	51	Vurma A.	47		
Tarchini P.	23	Vydrová J.	134		
Tasman A.-J.	38, 48, 72				
Tass P.	32	W			
Tatlipinar A.	71	Wagner F.	111		
Tavartkiladze G.	21, 32	Walijee H. Z.	105		
Tedla M.	124, 76	Walker A. C.	51		
Thakar A.	18, 58, 66, 71	Walther L. E.	64		
Thomas E.	39	Wan H. F.	29		
Thomas J.	46, 76	Watanabe A.	26		
Thrasvoulou G.	94	Watkinson J.	56		
Thurnher D.	19, 123	Weber R.	22, 93, 124		
Tiple C.	97	Wegner A.	103		
Tobed M.	94	Weinstein G.	28, 35, 96		
Toft Kristensen T.	37	Welkoborsky H.-J.	22, 59		
Toguzbayeva D. E.	47	Wendler J.	114		
Toma A.	66	Werner J.	28, 74		
Tomazic P. V.	92, 124, 127	Whiteside T. L.	29, 123		
Tonuzi O.	43	Wierzbicka M.	63, 132		
Toynnton S. C.	136	Wild D.	39		
Trabalzini F.	78	Williams M. R.	25		
Tran Ba Huy P.	70	Wise S. K.	25, 127		
Tremoureux A.	57	Wiskirska-Woznica B.	114		
Trimarchi M.	107	Witjes M.	125		
Tsang R. K.	61	Witt R.	36		
Turanoglu A. K.	93, 124	Woisard V.	134		



Dizdar S. K.	162	Ghiasi S.	179	Janoušková K.	171
Djordjevic I.	152	Gnjatić M.	187	Japalakov B. A.	190
Dlouha O.	187	Goetze T. B.	141	Jeon E. J.	142
Dobre M.	162	Gokdogan O.	153, 170, 189	Jeon Yeob Jang	163, 171
Domuta E. M.	189	Gomes A.	170	Jiang L.	190
Dong-Chang Lee	179	Gomez Serrano M.	163	Jiang Z.	142
Dong-Il Sun	168	Gonçalves G. Z.	181	Jin Hee Cho	154
Doros C.	162	Goomany A.	170	Jinnouchi S.	171
Dova S.	168	Gotsadze K.	153	Jotz G. P.	163
Dufour X.	168	Grigore R.	153, 170	Júlio S.	181
Dumitrescu N.	185	Gronkiewicz Z.	153	Jung A. R.	187
Dumitru M.	168	Groselj A.	170	Jung H.	187
Durko M.	140	Grsic K.	170	Jun-Myung Kang	155
Đurović S.	169	Gueldner C.	189	Jurovcik M.	182
Dutot M.	153	Günbey E.	153	Juvekar S. L.	171
		Gunes M.	170		
E		H		K	
El Damaty A.	153	Haapio E.	170	Kalaycik Ertugay C.	155
Elander J. V.	169	Hadzic E.	181	Kalfert D.	155, 163, 171
Elizarova L. N.	185	Haider H. F.	187	Kalhous J.	155
Endo K.	169	Haider H. F.	187	Kaliadzhich Z. V.	186
Enescu A. S.	169	Hamdan Zavarce M. I.	141	Kalivoda I.	171, 190
Enver N.	169, 189	Hanak J.	189	Kaltman S.	172
Erdogljija M.	140	Hanege F. M.	141, 154	Kamel A. A.	155
Erdur O.	153, 181	Hans S.	170	Kamel U. F.	155, 182, 190
Espeso A.	169, 181	Haraoubia L.	181	Kanai R.	142
Estêvão R.	185	Hariga I.	141, 170	Kaneda M.	155
Esteves S. S.	140	Harries V.	170	Kanona H.	172
Eung Jung Lee	181	Hasbellaoui M.	141	Kaprin A. D.	179
Exarhos T.	141	Hatakeyama H.	154	Karabouta I.	155
		Hee-June Park	187	Kariya S.	142
F		Heesang J.	154	Karki S.	172
Faitlová H.	153, 189	Hegazy M. A.	170	Karneeva O. V.	142
Farahani F.	141	Helmstaedter V.	141	Karpischenko S. A.	155, 163
Fejza Bulaj J.	153	Henriques V.	141, 142	Karpishchenko S. A.	155, 163
Fernandes F. L.	141	Heřman J.	170	Kaschke O.	155
Fernández L.	153	Hernandez-Garcia E.	170	Kastyro I. V.	155, 179
Fernandez-Fernandez M. M.	169	Hočevár-Boltežar I.	163	Katagiri K.	172
Ferraria L. M.	153, 163	Hoe Y.	187	Katra R.	182
Fík Z.	169	Holm J. C.	154	Katsura H.	179
Formánek M.	163	Honnurappa V.	142, 170	Kavaric P.	172
Fortson J.	169	Horakova Z.	170	Kaya K. S.	155
Fortson J. K.	169	Ho-seok Lee	142	Kaya M.	155
Foxton C. R.	169, 189	Hoxhallari X. H.	154	Kedous S.	172, 172
Freitas L.	141	Huang C. Y.	170	Khademi B.	155
Friedlander E.	141	Hultcrantz M.	142	Khamassi K.	143, 155, 172, 182
Fujikawa T.	169			Khampremsri N.	143
Fujimoto S.	153	I		Khoramshahi H.	187
Fulla M.	169	Iaremenko A. I.	154	Khorolskaia M. A.	155
Fundová P.	169	Iaremenko I.	154	Khorov O. G.	143
		Ievina Marta	154, 171	Kilic C.	163
G		Imaizumi M.	163	Kim D.	143
Gabriel T. S.	181	In Yong Ryu	154	Kim H. B.	179
Gagauz A.	153, 186	Ino T.	187	Kim J.	143
Gál B.	169	Iovanescu G.	181	Kim S. H.	143
Galera-Ruiz H.	153	Isaev E. V.	154	Kim S. W.	172
Gamerra M.	153	Ismagulova E. K.	171	Kim W. J.	143
Gao X.	141	Ismaqulova E. K.	142	Kioutsiouki A. G.	143
Garas G.	169	Ito F.	171	Kirichenko I. M.	143
Garashchenko T. I.	153	Ivan L.	171	Kiricsi Á.	156
García González E.	163			Kishino T.	172
García López I.	179	J		Kita J.	143
García-Alcántara F.	141	Jackson B.	154	Klug T. E.	190
Garofolo S.	163	Jac-Min Shin	154	Knížek Z.	150
Gertsen A. V.	169	Jančátová D.	181	Kocum P.	156
Ghaly G. A.	170	Janicijevic M. D.	142	Kollar E.	163



Konečná E.	182	Lukesova E.	173	Murai N.	145
Kosakovskiy A. L.	182			Musatenko L. U.	183
Koscielny S.	163	M		Mustafaev D. M.	158
Kotulek M.	172	Macaj M.	182		
Koukkoullis A.	172	Machado A. M.	144, 182	N	
Kourelis K.	182	Madan V. A.	164	Narciso G.	158
Kovalenko A. N.	187	Magalhães C.	173	Nártová E.	174
Krajinovic M.	156	Mahalingam S.	144, 156	Natesh B. G.	183
Kraus J.	186	Major T.	157	Nazar R.	158
Krejovic Trivic S. B.	187	Majoros T.	164	Necula V.	145
Křemenáková P.	186	Majstorovic S. D.	183	Nevalainen P.	190
Krol B.	143	MakarynaKibak L. E.	144	Nour Y.	158
Krukov A. I.	164	MakarynKibak A. S.	157, 186	Novakovic Z.	164
Krukov A.	143	Malec K. M.	173	Novozhilova E.	174
Kryukov A. I.	164	Manaktala N.	173		
Kryukov A. I.	182, 187	Manea C.	157	O	
Kuci A.	143, 156	Maniu A.	190	Oberna F.	179
Kucur C.	156	Maniuc M.	183	Obeso S. A.	164
Kuet M.	143, 182	Maniuc M.	183	Oh J.	190
Kulekci S.	156	Mardassi A.	173, 190	Okada B. R.	183
Kulic M.	182	Marglani O. A.	157	Olavarría C.	164, 183
Kulimbetov A. S.	190	Markova T.	183	Olejniczak I.	190
Kunelskaya N. L.	164	Marrakchi J.	144, 157, 173	Omar Elhag	169
Kunzo S.	156	Marszalek S.	173	Ondrová M.	186
Kusano J.	172	Martone C.	157	Orlova O. S.	183
Kwak J.	172	Mártonová J.	144	Otruba L.	145
Kwon H.	179	Mârțu C.	144	Ouennoughi K.	145, 174
Kwon I. J.	172, 182	Masakova M.	183	Ozawa H.	179
Kwon S. H.	156	Mashinetc O.	157	Ozbay I.	145, 158
		Mat Lazim N.	144		
L		Mat lazim N.	157, 173	P	
L. Samarà Piñol	156	Matos A.	144	Pacheco Coronel E. R.	145, 158
Laffont J. T.	156	Matousek P.	157	Palade O. D.	174
Lanisnik B.	172	Matu S.	187	Palma C. A.	183
Lara-Sánchez H.	143, 172	McIntyre C. J.	183	Pang J.	145
Lares H.	156	Mecibah A.	164	Papadopoulou D.	145, 158, 174
Lau Y. T.	143	Meco C.	157	Park D. J.	158
Lee G. J.	164	Medina M.	144	Park J.	145
Lee H.	143	Mejzlik J.	144	Partlová S.	174
Lee I.	190	Melinte V.	157	Patrucco M.	174
Lee K.	156	Mello-Júnior E. J.	173	Pavelec V.	186
Lee S. H.	156	Melo A. S.	144, 164, 173	Pavlovic B.	164
Lehmann M.	143	Menezes Peres M.	157, 173, 183	Pejčoch R.	179
Lehnhardt-Gorjany M. L.	187	Mercante G.	164	Pek C. H.	190
Lesinskas E.	172	Mezzedimi C.	144	Penttilä E.	158
Li J. R.	144, 187	Mickielewicz A.	157	Pereira P. R.	174
Lifsics A.	156	Mifková A.	174	Pérez-Carbonell T.	158
Lim H. W.	144	Mikic B.	183	Peric B.	158
Lim K. H.	156	Milev S. M.	157	Pesántez M. A.	174
Lim P. J.	173	Milkov M. P.	186	Petrova N.	145
Lim R. Q.	173	Miller C.	145	Phua C. Q.	190
Lim S. J.	156	Miranda J. D.	157, 174	Pinacho Martínez P.	145
Lindell Jonsson E.	190	Mírea D.	174	Pipolo C.	183
Lipari F.	173	Mirzabekyan E. V.	157	Píras G.	146
Ljubic V. R.	182	Mitroi M. R.	157, 164	Piski Z.	158
Lloris A.	144	Mohamed R. A.	186	Planicka M.	174
Loglisci M.	144	Mohammadi G.	174	Poenuaru M.	164, 174
Logunova E. V.	190	Moon T. H.	145	Pokorny K.	174
Loh S.	186	Moraleda Deleito J.	145	Poletti Serafini D.	188
Lohynska R.	173	Morita S.	145	Polianskis M.	146
Lombard M.	156	Morsikyan I.	158	Polo R.	146
Lopez Salcedo M. A.	144	Mrazkova E.	145	Polyakov A. P.	175
Lowy A.	182	Muehlmeier G.	158	Polyakov D. P.	183
Luczewski L. J.	173	Mulazimoglu S.	150	Popescu B.	175
Ludwikowski M.	144	Muñoz J. C.	145	Popovic M.	158
Lukáš J.	173	Murai A.	158	Postolache A. I.	164



Prasad S.	175	Scholtz L. U.	147	Tanphaichitr A.	184
Prochazkova K.	146	Schutte H. W.	165	Tarassenko M. V.	149
Prokopakis E.	175	Schwarmann R.	188	Tarnarutcaia R. V.	177
Pusara Z. R.	146	Semenov F.	147	Taskin U.	177
Q		Serban S.	184	Tatwani T.	159
Qirjazi B.	146	Seungwoo Kim	165	Tavares S.	149
Qudah M.	159	Shagataeva B. A.	165	Tavartkiladze G.	184
Quintilhiano K.	191	Shahidi N.	176	Teemul T. A.	177, 180, 191
Qureshi T. A.	175	Shama M. A.	176	Teng Y.	165
R		Shamsiev D.F.	159	Terskova N. V.	184
Racz T.	175	Sheikhany A.	188	Tibirna A.	177
Radjenovic G.	188	Shen N.	176	Tibirna G. A.	165, 177
Radtsig E. Y.	183	Shilenkov A. A.	188	Tikka T.	159, 177
Rădulescu L.	146	Shilenkov K. A.	159, 188	Toguzbayeva D. E.	184
Radzko D.	159, 175	Shimizu A.	147	Tokodi M.	160
Ramos D.	146	Shirazi Ali	147	Tonuzi O.	160
Raytselis I. V.	146	Shkorbotun V. O.	159, 184	Tóth F.	149
Reis M. G.	146	Sichel J. Y.	147, 176	Touati S.	160, 165
Repova B.	164	Šichnárek J.	149	Toya Y.	188
Reshetov I.	165	Siddiqi N.	165	Travar D.	149
Révész P.	146	Simuntis R.	159	Trivic A. S.	160
Rezaei A.	146	Siváček J.	159	Tsang R. K.	177
Rezakova N. V.	146	Skarzynski H.	147	Tsinaslanidou Z.	149, 160
Ribeiro Costa N.	146, 175	Skarzynski H. H.	147	Tsiropoulos G.	177
Ribeiro Porfirio L. A.	175	Skarzynski P. H.	148	Türk B.	160, 191
Rıfki D.	175	Skoloudik L.	148	U	
Rivera T.	146	Sláma K.	176	Ueno H.	178
Riznič M.	175	Sleifer P.	148	Ueno T.	191
Rocha M. F.	175	Smatanova K.	188	Ulozas V.	165
Rodrigo J. P.	175	Soares M. T.	148, 159, 176, 184	Ulualp S.	184
Rodrigues J. F.	146, 175, 183	Soken H.	148	Ulus S.	178
Rodríguez N. I.	183	Sokolov V. V.	165	Ungureanu R.	160
Rojas Crespo K. L.	159	Sokolovs - Karijs O.	148	Unsal D.	149
Rokkjaer M. S.	176	Soldatskiy Y. L.	184	Unsal S.	184
Rokos C. A.	146, 165	Soler-Lluch E.	148, 176	Uraguchi K.	160
Romachishen A. F.	176	Soo-Geun Wang	188	Ural A.	180
Romanchishen A. F.	176	Sosna M.	148	Urbancic J.	178
Romano G.	147	Sousa S.	191	Urbánková P.	178
Rosa F. F.	147, 191	Souvirón R.	165	Ureche V.	178
Roustan V.	147	Stagiopoulos P.	148	Ustinovich K. N.	184
Rovira A.	165	Stalfors J.	184, 191	Uz U.	185
Rusetsky Y.	184	Stamkopoulou P. I.	148, 176	V	
Ryczer T.	184	Stavrakas M.	184	Vadathu A. C.	178
S		Stefanescu E. H.	184	Vaitkus J.	160
Sabaru I.	159	Stefanicka P.	177	Vakhrushev S. G.	160
Sádovská K.	179	Šteffl M.	159	Valls Mateus M.	160
Sagardoy T.	176	Stelea O. A.	148	Valsamidis K.	160
Sagiv D.	176	Stojanovic V. S.	148	van der Veen J.	149
Saibene A. M.	151, 159	Stott C.	148	Vardonikolaki A.	149
Saidov S. H.	147	Štrympl P.	177	Varga L.	149
Sakaguchi K.	180	Su Chin-Chuan	177	Varughese T.	178
Salom M. C.	165, 176	Su W. Y.	159	Vasanthan S.	149, 178
Sambulov V. I.	147	Subtil J.	159	Vasileiou A.	185
Sanchez Balderas V. R.	147	Suchy Kossakowski T. S.	184, 188	Vasiljevic P. R.	165
Sánchez F.	180	Suetrong S.	148	Vasyliiev V. M.	160
Sano H.	147	Svistushkin V. M.	148, 165	Vaz de Castro J.	149
Santillan J.	188	Szabó D.	177	Velagapudi S. B.	149
Santos A.	176	Szuber D.	188	Veldová Z.	188
Santos R.	159	T		Vera-Cruz P.	191
Santos T. S.	147, 151	Tacoronte Perez L.	177	Vergez S.	180
Sarrió Solera P.	176	Tae Mi Yoon	177	Vetrician S.	150
Šatanková J.	165	Taglietti V.	177	Vigili M. G.	178
Satinskiene I.	147	Takano A.	177	Vilaseca I.	191
		Talach T.	149	Vodička J.	191
		Talishinskiy Aydin	151		




Vogt K.	160	Williams T.	166, 191	Yoon B.	178
Vokhidov U. N.	160	Wooles N. R.	161, 191	Young-Hoon Joo	166, 178
Volic A.	188	Wooles N. W.	185	Youssef M. A.	161
Vorlová T.	186			Yu Ziwei	191
Vorsova A.	185	Y		Yuksel A.	186
Vranjes D.	150	Yahi N.	150	Yunusov A. S.	185
Vujovic A. M.	160	Yakimenko I. I.	178	Yurttaş V.	161
Vukasinovic M. M.	188	Yamaguchi T.	161		
		Yanco R. A.	185, 188	Z	
W		Yang H.	150, 185	Zabolotna D.	161
Wang F.	150	Yáprak N.	178, 185	Zabolotnyi D.	161, 166, 180
Wang P. C.	185	Yáremenko A. I.	178	Zaderenko I. A.	180
Wang T.	161, 178	Yáromenka Y. E.	161	Zaytseva O. V.	189
Wanna B. N.	150	Yatsenka V. V.	161	Zelenik K.	161
Warner E.	150	Yeon Ju Kim	150	Zivic L.	150
Watanabe H.	150	Yimtae K.	188	Živicová V.	178
Wilkinson S.	165	Yoo S. H.	178	Zlatanov H. K.	161





Notes







True wireless freedom. No strings attached.

Cochlear™ Wireless Accessories for the Cochlear Nucleus® 6 System. Cochlear hearing implants open the door to a new world of sound. Our true wireless accessories provide freedom to explore audio without the constraints of wires and bulky components required by less advanced systems.

Cochlear Wireless Mini

Microphone bridges the distance between speaker and cochlear implant listeners to make speech understanding easier.



• **Cochlear Wireless Phone Clip**
 • makes phone conversations clearer
 • and gives access to hands-free,
 • voice-activated phone features and
 • Bluetooth® streaming from audio
 • devices.



• **Cochlear Wireless TV Streamer**
 • delivers stereo sound directly to the
 • sound processor from TV, stereo or
 • other audio devices.



For more information, please contact your Cochlear representative or visit www.cochlear.com follow us on:



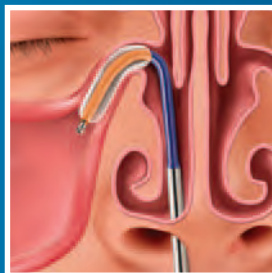
Cochlear, Hear now. And always, Nucleus, and the elliptical logo are either trademarks or registered trademarks of Cochlear Limited. Bluetooth is a registered trademark of Bluetooth SIG Inc. 597921 ISS1 FEB15

Hear now. And always



THE TIME IS NOW FOR BALLOON SINUS DILATION

Balloon Sinus Dilation helps you deliver safe and effective sinusitis treatment.



Entellus Medical is leading the way in Balloon Sinus Dilation.

**LEARN
MORE AT
BOOTH
#33**

Review the latest clinical data, procedural videos and live cases at www.LiveCaseCenter.com



FOR HEAD AND NECK SURGERY

INNOVATIVE CANCER TREATMENT

Fine and Precise Surgery – THUNDERBEAT Open Fine Jaw.

Fastest-in-class tissue cutting and secure vessel sealing

Secondary hemostasis and spot coagulation

Precise and fine tissue dissection



Visit our booth: No. 19, second floor



HNO 93 2.0 02/2015/A-E

The New LED Headlight KS70

STORZ
KARL STORZ—ENDOSKOPE
THE DIAMOND STANDARD



Hearing Implant Systems



SYNCHRONY
Cochlear Implant System



SYNCHRONY EAS
Hearing Implant System



BONEBRIDGE®
Bone Conduction Implant System




VIBRANT SOUNDBRIDGE®
Middle Ear Implant System

hearLIFE

medel.com    

Solutions for Hearing Loss



Innovating for Patients and Providers

At Medtronic, we continually pioneer innovative medical solutions that not only revolutionize treatments and improve patient care, but also help drive greater efficiencies in the healthcare system.

To learn more, visit medtronic.com/innovation



Innovating for life.

© 2015 Medtronic. All Rights Reserved.



SPIGGLE & THEIS
Medizintechnik

INNOVATIONS IN ORL / ENT



TubaVent®

First causative treatment for chronic tube dysfunction

- Balloon Eustachian Tuboplasty



TubaInject®

VoiceInject

New treatment for Tuba aperta and vocal cord paralysis

- Autologous fat grafting with stem cells



Panetti Instruments

Endoscopic Ear Surgery – Suction and dissection with only one hand

- Easier removal of residual cholesteatoma

VISIT OUR BOOTH!

www.spiggle-theis.com

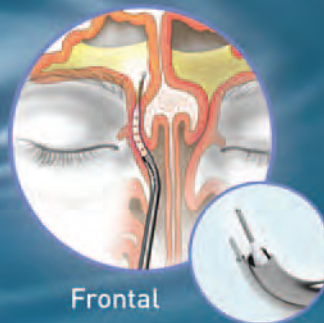
Vent-Os[®]
Sinus Dilation System

Simple Sinus Dilation in **Action**

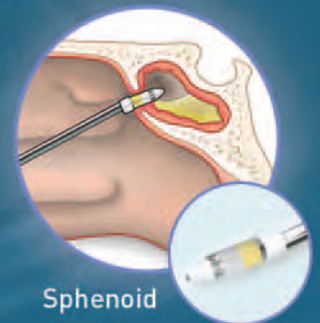
Low-pressure, Self-expanding
Dilation for Sinusitis



Maxillary



Frontal



Sphenoid

Please Join Us for a Satellite Symposium

Use of Novel Osmotic Self-Expanding Dilation Device for Treatment of Sinusitis

Tuesday June 9, 2015 | 13:00-14:00 | Small Hall (PCC Groundfloor)

Mr. Hesham Saleh, MBBCh FRCS (ORL-HNS)
Consultant Rhinologist/Facial Plastic Surgeon, London UK

Visit us at CEORL-HNS Booth #36



Innovation
that excites



**GO WHERE YOUR MIND
JUST WENT**

**THE ALL NEW NISSAN X-TRAIL
ADVENTURE CALLING**

And with ALL MODE 4x4-i, intelligent park assist
and seven seats you're always ready to answer.

AUTO ZRUCKÝ
YOUR **NISSAN** DEALER

O. Peška 2662, Kladno — Tel.: 312 245 264, mob.: 602 315 088

Lidická 211, Jeneč — Tel.: 233 901 339, mob.: 602 208 671

e-mail: prodej@autozrucky.cz

www.autozrucky.cz

Combined fuel consumption: 4,9–5,3 l/100 km

Combined CO₂ emissions: 129–139 g/km



SUPPORTERS

The organizers would like to express their acknowledgement to the Congress supporters:

Gold Supporters



Hear now. And always

Silver Supporters



Bronze Supporters



Pre-Course Supporters



Supporter





3rd Congress of European ORL-HNS

June 7–11, 2015
Prague, Czech Republic



CONGRESS SECRETARIAT:

GUARANT International, Na Pankráci 17, 14021 Prague 4, Czech Republic
Tel.: +420 284 001 444, fax: +420 284 001 448, e-mail: orl-hns2015@guarant.cz
www.europeanORL-HNSprague2015.com